

2012 TIGER FOOTBALL

CLEMSON



Rashard HALL, S
10 Career Interceptions

Sammy WATKINS, WR
First-Team All-American, 2011
National Freshman-of-the-Year, 2011

Dalton FREEMAN, C
Rimington Award Finalist, 2011
First-Team All-ACC, 2011

Malliciah GOODMAN, DE
Preseason All-ACC, 2012

Andre ELLINGTON, RB
Second-Team All-ACC, 2011

Tajh BOYD, QB
First-Team All-ACC, 2011
ACC Championship Game MVP, 2011



DEFENDING ACC CHAMPIONS

solid orange
IT'S ABOUT PRIDE

CLEMSONTIGERS.COM


DETERMINED.
SPIRIT



- 👉 Fifth in the nation in career APR among active coaches
- 👉 Coached Clemson to ACC Atlantic Division title, 2009 & 2011
- 👉 Bobby Dodd National Coach-of-the-Year, 2011
- 👉 Bear Bryant Award Finalist, 2011
- 👉 Eddie Robinson Award Finalist, 2011
- 👉 Liberty Mutual Award Coach-of-the-Year Finalist, 2009 & 2011
- 👉 Coached a consensus All-American each of the last three years
- 👉 Coached a national position award winner each of last two years
- 👉 Recruited and coached C.J. Spiller, a unanimous All-American and sixth in the Heisman Trophy voting, 2009
- 👉 Has two top-25 seasons in three full years as head coach
- 👉 Coached Clemson to a school-record four wins over top-25 teams, 2011
- 👉 Has a 20-4 career home record
- 👉 Coached Clemson to its first undefeated home season (7-0) in 20 years, 2011
- 👉 Coached Clemson to a #5 ranking in the BCS after an 8-0 start, 2011
- 👉 Led Clemson to its first Orange Bowl berth in 30 years, 2011
- 👉 ACC Coach-of-the-Year by *Sporting News*, 2009

DABO SWINNEY

HEAD COACH



Clemson had the seventh-best APR score among FBS schools according to data released by the NCAA in June of 2012. Clemson was the only BCS conference school to win its conference championship and record a top-10 APR score. The data are a four-year compilation from the 2007-08, 2008-09, 2009-10, and 2010-11 academic years.

Head Coach Dabo Swinney has the fifth-best career APR score among active FBS coaches with a 991 figure.

FBS NATIONAL LEADERS IN APR SCORES

Rk	School (Conference)	APR
1.	Northwestern (Big Ten)	995
2.	Duke (ACC)	989
	Boise State (WAC)	989
4.	Ohio State (Big Ten)	988
5.	Northern Illinois (MAC)	987
6.	Rice (C-USA)	986
7.	CLEMSON (ACC)	983
	Middle Tenn. (Sun Belt)	983
9.	Rutgers (Big East)	982
10.	Air Force (MWC)	980



2012 CLEMSON FOOTBALL



- OVERVIEW
- COACHES
- UNIVERSITY
- TRADITIONS
- PLAYERS
- REVIEW
- OPPONENTS
- RECORDS



General Information

Table of Contents	1
Great Moments From 2011 Season	2,3
Clemson's Football Heritage	4-7
2012 Outlook	8-11
2012 Preseason Depth Chart	11
Media Information	12
2012 Clemson & ACC Schedule	13
Athletic Department Staff Directory	14

Football Staff

Dabo Swinney (Head Coach)	16-19
Woody McCorvey (Associate AD)	20
Dan Brooks (Associate Head Coach)	21
Danny Pearman (Assistant Head Coach)	22
Chad Morris (Offensive Coordinator)	23
Brent Venables (Defensive Coordinator)	24
Charlie Harbison (Co-Defensive Coordinator)	25
Marion Hobby (Co-Defensive Coordinator)	26
Jeff Scott (Recruiting Coordinator)	27
Robbie Caldwell	28
Tony Elliott	29
Support Staff	30,31

Athletic Administration

James F. Barker (President)	32
Terry Don Phillips (Athletic Director)	33
Athletic Department Staff	34,35
NCAA Compliance	36

This is Clemson University

University Facts	38,39
Vickery Hall	40,41

This is Clemson Football

Memorial Stadium	42,43
Running Down the Hill	44,45
Strength & Conditioning	46-49
Indoor Practice Facility	50,51
Super Bowl Champions	52
Pro Bowl Players	53

Former NFL Greats	54,55
First-Round Draft Picks	56
2011 NFL Tigers	57
All-Americans	58,59
Offensive Lineman Tradition	60
Receiver Tradition	61
Quarterback Tradition	62
Running Back Tradition	63
Defensive Lineman Tradition	64
Linebacker Tradition	65
Defensive Back Tradition	66
National Exposure	67
Top-25 Wins	68,69
1981 National Championship Season	70,71
Bowl History	72
ACC Bowl Game Information & Bowl Schedule	73
ACC Football	74
2011 ACC Standings; 2011 ACC Honors & Awards	75
2011 Lettermen	76

Meet the Tigers

2012 Numerical Roster	78,79
2012 Alphabetical Roster	80,81
Veteran Bios	82-100
Veteran Reserves	101
Rookie Bios	102,103

2011 Review

Notes	106-109
Overall Team Stats & Individual Stats	110,111
Team Stats	112
Superlatives	113
Individual Offensive & Special Teams Stats	114
Individual Defensive Stats	115
Clemson Offensive Drive Charts & Long Plays	116
Opponent Offensive Drive Charts & Long Plays	117
Game Recaps & Stats	118-123
Starters	123
Participation	124
Honors & Awards	125
Seniors & Pro Signees	126

2012 Opponents

Game Results	127-129
Opponent Information	130,131
Against All Competition & Conferences	132

History & Records

Individual Records	134-136
Records By Class	137
Team Records	138,139
Single-Game Team Bests	140-143
Offensive Team Season Bests	144
Defensive Team Season Bests; Overtime Games	145
Long Plays	146,147
Single-Game Individual Bests	148-150
Yearly Leaders	151-153
Individual Season Bests	154,155
Career Leaders	156-158
Individual Defensive Records; Longest Drives	159
Yearly Defensive Leaders	160
Individual Season & Career Defensive Bests	161
Top-25 NCAA Stat Rankings	162,163
Clemson Ring of Honor Members	164,165
Clemson Hall of Fame Members	166
Head Coaching Records	167
Former Head Coaches	168-171
Assistant Coaches	172
Lettermen	173-179
Award Winners	180-183
All-America Football Stats	184-187
All-ACC Selections	188
Pro Players (All Leagues)	189-191
NFL Draft Picks	192,193
Year-By-Year Attendance	193
NFL Alumni Honors & Participation	194
Streak Records	195
Returns For Touchdowns	196
Weekly Rankings	197
Year-By-Year Team Records	198,199
Fourth Quarter Wins	199
Yearly Clemson & Opponent Stats	200,201
All-Time Results	202-208

Media Guide Credits

The 2012 Clemson Football Media Guide was written and edited by Sports Information Director **Tim Bourret**. Layout, design, and editorial assistance was executed by Associate Sports Information Director **Brian Hennessy**.

The following people also contributed editorial assistance: **Avery Atkinson, Sam Blackman, Heath Bradley, Brent Breedin, Hannah Burleson, Jeff Kallin, Libby Kehn, Philip Sikes, and Davis Simpson**.

Special thanks to the late **Bob Bradley**, whose 45 years of research and dedication to Clemson made production of this media guide easier for future generations. Also, thanks to the late **Dr. Harold Vigodsky** for his contributions.

Photo Credits

Frank Alexander, Trent Allen, Eric Bakke, Kevin Bray, Rex Brown, Kerry Capps, Eddie Cliffe, Mark Cramer, Frankie Creel, Tommy Crumpton, Michael Fabus, Jim Graham, Zach Hanby, Shawn Harmon, Chase Hunter, Annemarie Jacques, Charlie Jordan, Dave Lewis, Craig Mahaffey, Dr. Mark McInnis, Craig Melvin, Jim Moriarty, Roy Philpott, Randy Rampey, Ken Ruinard, James Smith, Tyler Smith, Glenn Spake, Vern Verna, Bob Waldrop, Patrick Wright, NFL. Also, special thanks to the late Earle "Pepper" Martin, who donated thousands of photos in all sports to the athletic department over the years.

Cover Design

Thanks to **John Schaffhauser** of Canton, MS for his design of the four covers. Photos used for the cover designs courtesy of **Rex Brown, Mark Cramer, Tony Gonzalez, Zach Hanby, Dr. Mark McInnis, Roy Philpott, Tyler Smith, Vern Verna, and Patrick Wright**. Special thanks to the media relations departments of the NFL teams who supplied photos for the cover.

Printing

Martin Printing Company, Inc. (Easley, SC)


Extra Copies

Available for \$15 each at the Clemson Athletic Ticket Office or via mail. Along with your return mailing address, send a check made out to the Clemson Sports Information Department for \$15 and mail to P.O. Box 31, Clemson, SC 29633.




TEN GREAT MOMENTS FROM 2011

- OVERVIEW
- COACHES
- UNIVERSITY
- TRADITIONS
- PLAYERS
- REVIEW
- OPPONENTS
- RECORDS




38

DeANDRE 'NUK' HOPKINS hauls in Clemson's first points of the day vs. Auburn. The Tigers scored 38 points in the final three quarters to win 38-24.



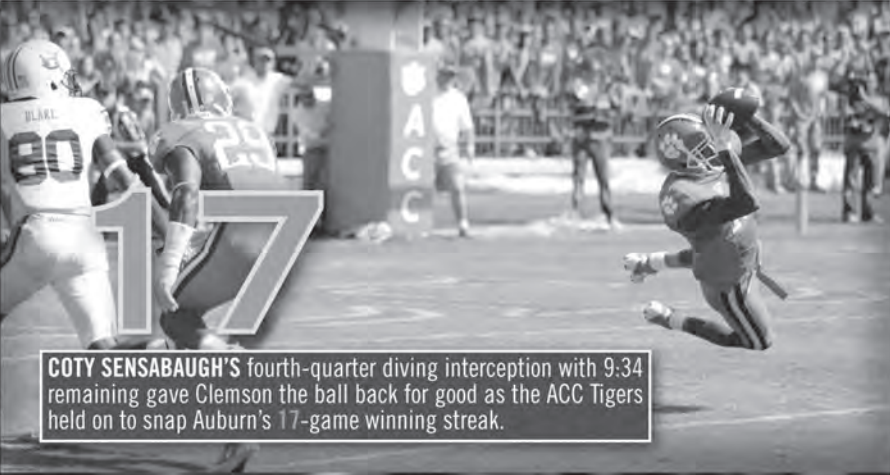
24

DWAYNE ALLEN'S first-quarter, 24-yard TD catch in the ACC Championship Game just 3:43 into the game set the tone for the rest of the evening. Allen eluded the grip of the defender and walked into the endzone.




14

TAJH BOYD scores on a 14-yard scamper in Clemson's victory over Boston College. The touchdown gave the Tigers a 17-0 lead.



17

COTY SENSABAUGH'S fourth-quarter diving interception with 9:34 remaining gave Clemson the ball back for good as the ACC Tigers held on to snap Auburn's 17-game winning streak.



6

ANDRE BRANCH celebrates after one of his 6 tackles for loss at Virginia Tech in Clemson's 23-3 win in Blacksburg.

CLEMSONTIGERS.COM

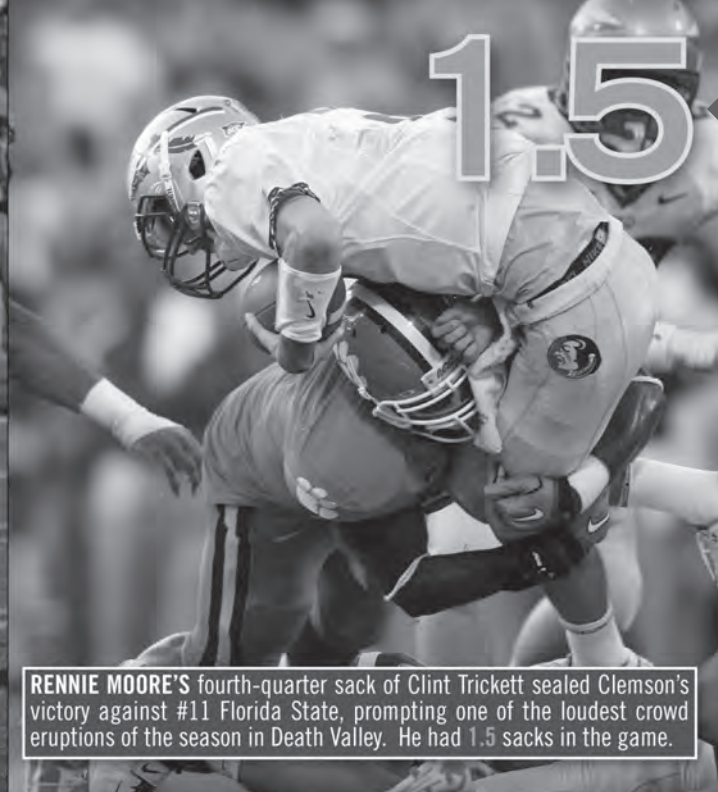


- OVERVIEW
- COACHES
- UNIVERSITY
- TRADITIONS
- PLAYERS
- REVIEW
- OPPONENTS
- RECORDS



2

KOURTNEI BROWN scores the second of his of 2 defensive touchdowns in Clemson's 59-38 win over the Tar Heels. He was the first Tiger since 1954 to accomplish the feat.



1.5

RENNIE MOORE'S fourth-quarter sack of Clint Trickett sealed Clemson's victory against #11 Florida State, prompting one of the loudest crowd eruptions of the season in Death Valley. He had 1.5 sacks in the game.



43

CHANDLER CATANZARO just after putting a 43-yarder through the uprights to complete Clemson's 14-point comeback and clinch the ACC Atlantic Division Championship.



345

SAMMY WATKINS hauls in a touchdown pass in the corner of the endzone. He also added another scoring grab and a kickoff for a touchdown on the way to 345 all-purpose yards.



20

DABO SWINNEY receives the ACC Championship trophy from Commissioner John Swofford. The trophy was returned to Tigertown after a 20-year hiatus.

CLEMSONTIGERS.COM

CLEMSON'S FOOTBALL HERITAGE

Academic Excellence

- Clemson has had 56 players in the last 11 seasons who have played for the Tigers after they earned their undergraduate degree. Fourteen Clemson graduates suited up for 2012 Orange Bowl. In two of the last six years, every senior on the roster earned his degree.
- Clemson's football program was #7 in the nation with a 983 APR score in 2012. Head Coach Dabo Swinney's personal APR score was 991, fifth-highest among active FBS coaches.
- Five Clemson football players, four of whom return as active squad members for the 2012 season, were named to the 2011 All-ACC Academic team. Four of the five were starters for the ACC Champions in 2011 and four of the five are from the state of South Carolina. Only Duke had more selections than Clemson. It marked the fifth consecutive year that Clemson had at least five players selected to the All-ACC Academic team.
- In the last six years, 105 of the 116 players (91 percent) who have stayed at Clemson until their final year have graduated. That includes a graduation rate of 88 percent (80-91) for scholarship football players who have stayed until their senior season.
- Chad Carson and Kyle Young were first-team Academic All-Americans in 2000 and 2001. Clemson was the only Division I school in the nation with two first-team picks each year. Young was a first-team Academic All-American from 1999-01 and became just the second ACC player in history to be a three-time first-team selection. He is one of just two offensive linemen in college football history to be a three-time, first-team Academic All-American. He is currently an associate athletic director in the Clemson Athletic Department.

All-Star Selections

- Clemson has a history of decorated football players. The program boasts 66 All-Americans in its history, including three members of the 2011 team. It marked the second time in the last three years that Clemson had three players earn All-America honors in the same year.
- In 2011, Dwayne Allen and Sammy Watkins were both **AP** First-Team All-Americans. It marked the first time that Clemson had two **AP** First-Team All-Americans in the same year. Watkins made it as a first-year freshman all-purpose player. He joined Georgia's Herschel Walker (1980), San Diego State's Marshall Faulk (1991), and Oklahoma's Adrian Peterson (2004) as the only first-year freshmen in history to earn **AP** First-Team All-America honors.
- Andre Branch joined Dwayne Allen and Sammy Watkins as All-Americans in 2011, giving Clemson an All-America



DEFENSIVE END DA'QUAN BOWERS WON THE 2010 BRONKO NAGURSKI AWARD AS THE TOP DEFENSIVE PLAYER IN THE NATION.

defensive lineman for the third time in the last six years. Branch was a finalist for the Ted Hendricks Award, giving Clemson a finalist for that honor each of the last two years.

- Clemson has had a national position award winner each of the last two years. Dwayne Allen won the John Mackey Award as the nation's top tight end in 2011 and Da'Quan Bowers won the Bronko Nagurski Award as the top defensive player in 2010. Bowers also won the Ted Hendricks Award in 2010.
- Clemson has had an **AP** First-Team All-American each of the last three years, joining Michigan State, Oklahoma State, and Stanford in that category. C.J. Spiller was a unanimous All-American in 2009 and Da'Quan Bowers was a unanimous selection in 2010.
- Clemson has had at least one All-American in 32 of the last 35 years.
- Clemson has had at least one First-Team All-ACC player each of the last 35 years, the longest active streak and the longest overall streak in ACC history. In 2011, Clemson had five first-team selections in Dwayne Allen, Tajh Boyd, Andre Branch, Dalton Freeman, and Sammy Watkins.
- Clemson had nine players named to the ACC's 50-Year Anniversary team, more than any other school. The list of honorees shows the balance of the program over the years, as every area of a football team (by position) was


represented. The nine players are Joe Bostic, Jerry Butler, Bennie Cunningham, Jeff Davis, Steve Fuller, Terry Kinard, Michael Dean Perry, William Perry, and Anthony Simmons. All nine players were All-Americans during at least one season at Clemson and played in the NFL.

Bowl History

- Clemson's victory in the 2009 Music City Bowl was its 16th bowl win, 18th-most in FBS history. Clemson has played in 34 bowl games over the years, 17th-most in FBS history.
- Clemson's first bowl game was a 6-3 victory over Boston College and Frank Leahy in the 1940 Cotton Bowl. Leahy is still second in college football history in winning percentage.
- Clemson won five straight bowl games between the 1986 and 1990 seasons, tied for the eighth-longest winning streak in college football history in consecutive seasons. Clemson defeated Stanford, Penn State, Oklahoma, West Virginia, and Illinois during its bowl winning streak.
- Clemson has defeated some of the top coaches in college football history in bowl competition. Among the list of celebrated head coaches who have lost to Clemson in bowl games since the ACC was founded are Joe Paterno (winningest coach in Division I history on a total-victories basis), Barry Switzer (#4-winningest Division I coach on a winning percentage basis), and Tom Osborne (#7-winningest Division I coach on a winning percentage basis).
- Hall of Fame Head Coach Woody Hayes suffered his final defeat against the Tigers in the 1978 Gator Bowl. Overall, Clemson has defeated nine head coaches in bowl games who are enshrined in the College Football Hall of Fame.
- The Tigers have been to a bowl game in 12 of the last 13 seasons and have been bowl-eligible 13 straight seasons.

Championship Tradition

- The Tigers were named National Champions by every service in 1981, as they were the only school in the nation with a perfect record (12-0). The year included three wins over top-10 teams (Georgia, Nebraska, North Carolina), the only team in college football to beat three top-10 teams in 1981. It was just the second national title for an ACC school.
- The 1981 team had five All-Americans on its roster, including first-team selections Jeff Davis, Terry Kinard, and Perry Tuttle. Thirty-one players on the 1981 squad were eventually drafted by the NFL and 22 players eventually played in the NFL. Twenty-three different players on the 1981 roster were First-Team All-ACC selections at one time during their careers.



CENTER DALTON FREEMAN RECEIVED HIS DEGREE IN COMMUNICATION STUDIES IN DECEMBER, 2011. HE IS A BIG REASON CLEMSON'S FOOTBALL PROGRAM WAS #7 IN THE COUNTRY WITH A 983 APR SCORE IN 2012.



- OVERVIEW
- COACHES
- UNIVERSITY
- TRADITIONS
- PLAYERS
- REVIEW
- OPPONENTS
- RECORDS

CLEMSON'S FOOTBALL HERITAGE

- Since the ACC was formed in 1953, Clemson has more overall wins (410) and ACC wins (240) than any other school.
- Clemson has won the ACC Atlantic Division title two of the last three years (2009,11).
- Clemson won the 2011 league title for its 14th ACC title, more than any other school. Clemson won the title with a 38-10 victory over #3 Virginia Tech.
- Clemson won the Southern Conference title in 1940 and 1948 along with the Southern Intercollegiate Athletic Association in 1900 and 1902, giving the program 18 conference crowns.

Coaching Success

- Clemson has a legendary history when it comes to coaching. Three former Tiger mentors (John Heisman, Frank Howard, Jess Neely) are already in the College Football Hall of Fame. Howard was Clemson's coach when the ACC was founded and promptly took the Tigers to six ACC titles. No coach had more league titles than Howard during his 30-year tenure at Clemson. He concluded his career with 165 victories, and his 30-year tenure still is third-longest in NCAA history for a coach serving at one school.
- Danny Ford coached Clemson to the National Championship in 1981 and won six bowl games in his Clemson career, second on the all-time ACC coaching list. His 76-percent winning mark is also second-best in ACC history. He was the consensus national coach-of-the-year in 1981, and he remains the youngest coach (33) to win a national title.
- Tommy Bowden continued the tradition of outstanding Tiger coaches by leading the team to bowl games each of his first five years, the only coach in Clemson history to do that. He was named ACC Coach-of-the-Year twice. He led Clemson to eight consecutive winning seasons, the longest streak by one coach in school history, and coached the Tigers in eight bowl games, tied for third-most in ACC history.
- Current Head Coach Dabo Swinney was named the Bobby Dodd National Coach-of-the-Year in 2011 when he guided Clemson to the ACC title and a 10-win season. He was named ACC Coach-of-the-Year by **Sporting News** in 2009 and was one of 10 national finalists for the Liberty Mutual National Coach-of-the-Year Award in

2009 and 2011. He was one of 10 finalists for the Bear Bryant Award and Eddie Robinson Award in 2011 as well.

Conference Competitiveness

- Clemson is a charter member of the Atlantic Coast Conference. Year in and year out, the ACC is considered among the best of the BCS conferences. The league is competitive with 12 teams, eight of whom went to a bowl game in 2011. The conference had a record 10 bowl teams in 2008. Overall, 58 ACC teams have been to bowl games over the last seven years, second to the SEC's 60 over that same time period.
- Clemson posted 10 straight winning seasons between 2000 and 2009 and was one of 14 schools to have a winning record each of those years. Three other ACC schools were on the list.
- Clemson, Florida State, Georgia Tech, Maryland, and Miami (FL) are ACC schools that have won a national title.
- In the last six seasons, the ACC has had 40 first-round selections in the NFL draft, second nationally among leagues. That includes 26 top-10 selections in the last 12 years.
- The ACC has had the top Graduation Success Rate six of the last seven years and the best APR in the nation for each of the last five years.
- The average starting salary for a graduate of an ACC school is \$48,000, highest among BCS conferences.

NFL Draft Picks

- With four players drafted in 2012, it marked the fourth consecutive season that Clemson had at least four players selected in the NFL draft. Clemson has had 19 play-



DANNY FORD LED CLEMSON TO THE NATIONAL CHAMPIONSHIP AND WAS THE CONSENSUS NATIONAL COACH-OF-THE-YEAR IN 1981.

- ers drafted in the last four years, the most in a four-year period since the 1990-93 era when 20 were selected. The Clemson record for a four-year period is 31, set between 1982-85.
- Only Alabama had more draft picks than Clemson among the first 115 players taken in the 2012 NFL draft. The Crimson Tide had five, followed by Clemson, Illinois, Louisiana State, Miami (FL), Oklahoma, and Stanford with four apiece.


IN 2011, CLEMSON WON ITS 14TH ACC TITLE. MORE THAN ANY OTHER SCHOOL.





CLEMSON'S FOOTBALL HERITAGE

- OVERVIEW
- COACHES
- UNIVERSITY
- TRADITIONS
- PLAYERS
- REVIEW
- OPPONENTS
- RECORDS



JACOBY FORD (2010) IS ONE 19 TIGERS DRAFTED IN THE LAST FOUR YEARS. CLEMSON IS THE ONLY ACC SCHOOL TO HAVE FOUR PLAYERS DRAFTED EACH OF THE LAST FOUR YEARS.

- Since Dabo Swinney became Clemson's head coach, the Tigers have had 19 players drafted, the most in a four-year period since the 1990-93 era. Among ACC schools, Clemson and Miami have had the most players drafted over the last four year with 19 apiece. North Carolina is third with 18 and Virginia Tech is fourth with 12.
- Clemson is the only ACC school to have at least four players drafted each of the last four years. Clemson had four selected in the 2009 draft, five in 2010, six in 2011, and four in 2012.
- Clemson had three top-100 picks in 2012, the second straight year Clemson had three top-100 picks, but just the second time since 1993. Being a top-100 selection is a good sign for these three Tigers, as 53 of the last 56 Tigers taken within the first 100 picks of the draft have gone on to play in the NFL. One of the players who has not is Jarvis Jenkins a 2011 rookie with the Redskins who was injured in the preseason and has not had an opportunity to play yet.
- C.J. Spiller was the #9 overall selection of the 2010 NFL draft and the first ACC player chosen. He was the 23rd

first-round draft pick in Clemson history. He was the fourth first-round pick for the Clemson program since 2001. All four players earned their academic degrees from Clemson.

- The late Gaines Adams was the #4 overall pick of the 2007 NFL draft by the Tampa Bay Buccaneers. Adams tied for the highest draft pick by a Tiger in history and the highest since 1939, when Banks McFadden was the #4 overall pick of the NFL draft by the Brooklyn Dodgers. Adams' selection tied for the third-highest pick in any sport in Tiger history.
- Clemson has had a top-40 selection in the NFL draft five of the last six years. Spiller was the #9 selection in 2010 and Phillip Merling was the #32 overall pick in 2008 by the Miami Dolphins. Gaines Adams was the #4 overall pick of the NFL draft by the Tampa Bay Buccaneers in 2007 and Tye Hill was the #15 overall pick by the Saint Louis Rams in 2006. Andre Branch was the #38 pick of the draft by the Jacksonville Jaguars in 2012.
- Clemson had 10 players drafted in 1983, second-most in ACC history for one draft.

Exposure

- Clemson is one of the most-televised teams in the nation every year. In 2011, 12 of Clemson's 14 games were on some type of live television. Ten games were shown on ABC or on the ESPN family of networks.
- Clemson's 2011 senior class had 45 of its 54 games on live television, including 37 games on the ESPN family of networks.
- Clemson has averaged nine televised games during the last 27 years.
- Every season, the Clemson vs. Florida State game is one of the nation's most highly-rated college football games. In 2007, the game was played on Labor Day night on ESPN and had a 5.02 rating, the highest-rated game on the opening weekend of college football.
- Clemson's 2007 Chick-fil-A Bowl game against #21 Auburn had a 5.02 rating on ESPN, the highest rated of the 19 bowl games shown by ESPN during the postseason, and is the fifth-highest-rated bowl game for ESPN in its history.
- The exposure has led to great home attendance figures in Memorial Stadium. Clemson set a school record for season tickets in 2008 and has led the ACC in average home attendance each of the last three years. Clemson has finished in the top 20 in the nation in average home attendance every year since 1981.

Hall of Fame

- Former Clemson consensus All-American and 1981 National Championship team captain Jeff Davis was inducted into the College Football Hall of Fame in 2007. Davis is regarded as one of the great leaders of any team in Tiger history. He had 175 tackles on the 1981 team, leading the Tigers to a 12-0 record.
- Jeff Davis was the second member of Clemson's National Championship team to be enshrined in the College Football Hall of Fame. Terry Kinard was inducted in 2001 in New York City. Both Davis and Kinard are also members of the Clemson Ring of Honor.
- Clemson had a special night in New York City on December 11, 2001. That evening, Terry Kinard was inducted into the College Football Hall of Fame and Kyle Young was a recipient of a National Football Foundation Scholar-Athlete Award. Clemson was the only school in the nation with one of each in 2001.



CLEMSON'S 2011 SENIOR CLASS HAD 45 OF ITS 54 GAMES ON LIVE TELEVISION, INCLUDING 37 ON THE ESPN FAMILY OF NETWORKS.

CLEMSON'S FOOTBALL HERITAGE



- OVERVIEW
- COACHES
- UNIVERSITY
- TRADITIONS
- PLAYERS
- REVIEW
- OPPONENTS
- RECORDS



FRANK HOWARD IS ONE OF THREE FORMER CLEMSON COACHES IN THE COLLEGE FOOTBALL HALL OF FAME.

- Terry Kinard was the first Tiger football player to win a national individual award. He was named 1982 national defensive player-of-the-year by **CBS**. That year (his senior season), he was a unanimous first-team All-American, the first unanimous All-American in Clemson football history. He was named to the ACC's 50-Year Anniversary team in 2002, and he was also listed among the top-50 athletes in the history of the ACC, regardless of sport.
- Three former Clemson coaches are in the College Football Hall of Fame. The list includes John Heisman (1900-03), Jess Neely (1931-39), and Frank Howard (1940-69).
- Banks McFadden, Clemson's greatest all-around athlete in history and an **AP** First-Team All-American in 1939, was inducted into the College Football Hall of Fame in 1959.

NFL Influence

- Twenty-two former Tigers have combined to win 30 Super Bowl Championship rings. Linebacker Anthony Waters was a member of the 2010 New Orleans Saints, who won the Super Bowl title. It was the second straight year a former Tiger played on a Super Bowl Champion. Defensive tackle Nick Eason was a member of the 2009 Pittsburgh Steeler Super Bowl Championship team. Clemson's leader is Jeff Bostic, who started on three Super Bowl Championship teams with the Washington Redskins.
- Clemson has had an alum on a Super Bowl Championship team during seven of the last 14 years. Clemson was one of six schools to have a representative on each of the four teams involved in the conference championship games at the end of the 2005 season.
- Two former Tigers were named to the NFL All-Rookie team in 2010, linebacker Kavell Conner (Indianapolis Colts) and wide receiver Jacoby Ford (Oakland Raiders). Ford had three kickoff returns for touchdowns as a rookie and had seven touchdowns overall.
- Trevor Pryce, an All-ACC player at Clemson during the 1996 season, won two Super Bowl Championship rings and was a four-time Pro Bowl selection. He was one of eight former Clemson defensive linemen on NFL rosters in 2006 and finished the season with 13.5 sacks, among the top-five totals in the NFL.
- Brian Dawkins recently retired as one of the great safeties in the history of the game and is an odds-on-favorite to be inducted into the Hall of Fame some day. A 1996 Clemson graduate, Dawkins was an All-American on Clemson's 1995 team when he finished the season 10th in the nation in interceptions. He became the first player

in NFL history in 2002 to register a sack, interception, recovered fumble, and receiving touchdown in the same game. He was named to the Pro Bowl nine times in his career, including the 2012 Pro Bowl, his final season. He was named to the Pro Bowl more than any other former Tiger.

- Levon Kirkland was named to the NFL All-Decade team (1990s) for his play with the Pittsburgh Steelers. Dawkins was named to the NFL All-Decade team for the 2000s for his play with the Philadelphia Eagles.
- Twenty-six former Tigers were on NFL rosters in 2011.


Poll Presence

- The 2011 season marked the 25th year that Clemson was ranked in the final **AP** poll. It was the fourth time in the last six years that Clemson was ranked in the final poll. The Tigers' highest ranking is #1, a mark achieved on November 30, 1981 and in the final poll that season.
- Clemson was ranked for 13 polls of the 2011 season, including a high of #5 in the BCS poll after an 8-0 start.
- Clemson had a streak of 46 consecutive weeks ranked in the **AP** poll during the 1980s.
- Clemson finished in the top 20 of all the final polls from 1986-91, a six-year streak. The Tigers had exactly two losses in each of those six seasons.

- Clemson was ranked in the final top 20 of the **AP** poll six times in the 1980s. The Tigers were fifth in the nation in winning percentage during that decade.
- Beating ranked opponents has been a hallmark of Clemson's success. The Tigers have beaten an **AP**-ranked opponent 22 of last 26 years, including 16 top-25 victories in the last nine years.
- Clemson defeated four top-25 teams in 2011, including #3 Virginia Tech, tied for the highest-ranked team Clemson has defeated. The Tigers defeated three **AP** top-25 teams in succession when they downed Auburn, Florida State, and Virginia Tech on consecutive Saturdays, the first ACC team to do that.
- Clemson has seven top-10 wins in the last nine years, including a victory over #3 Florida State in 2003, tied for the highest-ranked team the Tigers have beaten in history. In 2009, Clemson won at #8 Miami (FL) by a score of 40-37 in overtime in one of the most exciting games in Clemson history.

Prominent Former Tigers

- Dwight Clark had his #87 retired by the San Francisco 49ers after he finished his career in 1987. He was a starter on the 1981 and 1984 (seasons) Super Bowl Championship 49ers teams. He is most famous for his game-winning catch on a pass from Joe Montana against Dallas in the 1982 NFC Championship game. He was the NFL MVP in 1982, the only former Tiger to win NFL MVP honors.
- Brian Dawkins will have his #20 retired by the Philadelphia Eagles during the 2012 season. Dawkins played 13 seasons for the Eagles and was named to the Pro Bowl seven times while playing for that franchise.
- Charlie Waters was a three-time Pro Bowl selection with the Dallas Cowboys. A member of the Cowboys' Ring of Honor, he played on two Super Bowl Championship teams before going on to a college coaching career at Oregon.
- Charlie Waters and Jeff Bostic were both named to **ESPN's** 40-Man Roster of Greatest Super Bowl players, released prior to Super Bowl XL.
- The Perry brothers (William, Michael Dean) were starters on Clemson's 1984 defense. Both were named to the ACC's 50-Year Anniversary team in 2002. William played on Clemson's 1981 National Championship team as a freshman, then on the Super Bowl Champion Bears of 1985. Michael Dean played in six Pro Bowls with Cleveland and Denver, second-most among former Tigers. Both were named ACC Player-of-the-Year during their careers, William in 1984 and Michael Dean in 1987. They are the only brother combination in ACC history that can make that claim.



THE PERRY BROTHERS, WILLIAM (LEFT) AND MICHAEL DEAN (RIGHT) WERE STARTERS ON CLEMSON'S 1984 DEFENSE. BOTH WENT ON TO PROMINENT NFL CAREERS.



- OVERVIEW
- COACHES
- UNIVERSITY
- TRADITIONS
- PLAYERS
- REVIEW
- OPPONENTS
- RECORDS

2012 OUTLOOK

The 2011 Clemson football season was one of great accomplishment. For the first time in 20 years, the Tigers won the ACC Championship with a 38-10 victory over defending champion and #3 Virginia Tech. It resulted in a berth in the Orange Bowl, Clemson's first BCS Bowl appearance.

The Tigers defeated four top-25 teams for the first time in history, including two top-10 wins away from home and three victories over top-11 teams. The Tigers downed Auburn for the first time in 60 years, defeated Virginia Tech for the first time in 22 years, and registered a perfect 7-0 record at home, Clemson's first undefeated home record since 1990. Clemson also won 10 games for the first time in 21 years.

So what are the prospects for Clemson repeating as ACC Champions and making a second straight appearance in a BCS Bowl?

Dabo Swinney's Tigers return 48 lettermen, 21 on offense, 23 on defense, and four special-teams players. Six of the top seven rushers, eight of the top nine receivers, and First-Team All-ACC and record-setting quarterback Tajh Boyd return to lead the offense.

Clemson also returns first-team All-America wideout Sammy Watkins, near-1,000-yard receiver wide receiver DeAndre Hopkins, and near 1,200-yard running back Andre Ellington. Clemson is one of just three schools nationally (Fresno State, Southern California) to return a 3,000-yard passer, a 1,000-yard rusher, and a 1,000-yard receiver.

The defense returns six of the top eight tacklers, including leader Rashard Hall and senior defensive end Malliciah Goodman, who has a chance to continue Clemson's outstanding defensive line tradition.

Clemson has a new leader of the defense from a coaching standpoint, as former Oklahoma Coordinator Brent Venables joined Swinney's staff. He brings a strong resumé to Clemson after helping the Sooners to a national title and seven Big 12 Championships. He coached in 16 combined bowl games in 16 years as an assistant coach at Oklahoma and Kansas State.

The question concerning the Tigers entering 2012 will be experience on the offensive and defensive lines. Clemson must replace three starters from an offensive line that helped the Tigers establish school records for points, touchdowns, total offense, and passing offense.

The same goes for the defensive line, where seniors Andre Branch, Brandon Thompson, and Rennie Moore helped the Tigers to an ACC title by allowing Virginia Tech

to only 13 combined points and one touchdown in two games. Branch was a second-team All-American and Thompson was a second-team All-ACC defensive tackle. Both were chosen within the first three rounds of the 2012 NFL draft.

"The biggest question with our team entering the year will be the offensive and defensive lines," stated Swinney, who has taken Clemson to an ACC title, two ACC Atlantic Division titles, and two top-25 seasons in his three full seasons as head coach. "We have talented young players competing to move into those vacant positions, but they obviously lack game experience."

Clemson does have an experienced senior leader on each line. Dalton Freeman is a returning First-Team All-ACC player from last year who was a finalist for the Dave Rimington Award as the top center in the nation. Goodman returns to lead the defensive line after he recorded 59 tackles, including 43 first hits and four tackles for loss. He also had 14 quarterback pressures.

"We will look for Dalton and Malliciah to serve as leaders of not only the lines, but their respective units. We only have 11 scholarship seniors on the entire team, so their leadership will be very important. But we believe they can handle this role. They have been on two ACC Atlantic Division Championship teams and know what it takes to be successful, and can communicate that to their young teammates."

To achieve similar accomplishments for the second consecutive year, the Tigers will have to navigate a difficult slate of games. The year begins with the "rubber match" of a three-game series with Auburn that will be played in the Georgia Dome in Atlanta on September 1.

The Tigers also face state-rival South Carolina in the season-finale. Clemson is the only ACC team who will play two games against SEC opponents in 2012. The ACC schedule includes Virginia Tech, the defending ACC Coastal Division champion, who won 11 games last year, and ACC Atlantic Division rival Florida State. The Tigers must go to Tallahassee in September. The winner of the Clemson vs. Florida State game has won the ACC Atlantic Division title each of the last three seasons.

"We have a difficult schedule," admitted Swinney. "We must be ready to go from the opening kickoff with Auburn in the opener. But in some ways it is a good thing, because there will be a sense of urgency throughout the summer workouts and for the first day of preseason practice in August."



CLEMSON WILL HOST DEFENDING ACC COASTAL DIVISION CHAMPION VIRGINIA TECH IN 2012 AFTER DEFEATING THE HOKIES TWICE IN 2011.

Offense

Clemson returns three First-Team All-ACC players on an offense that averaged a school-record 440.8 yards per game and scored a school-record 58 touchdowns and 470 points. This is the first time since 1978 that Clemson returns three First-Team All-ACC offensive players. That 1978 team posted an 11-1 record and finished #6 in the final polls.

Boyd quarterbacked the Tigers to 10 wins in his first year as a starter, tying the school record for wins by a starting quarterback in his first year under center. The junior from Hampton, VA set school records for total offense (4,046), completions (298), passing yards (3,828), and passing touchdowns (33). He also set an ACC record for touchdown responsibility (38). He became the first Clemson sophomore quarterback to earn First-Team All-ACC honors since 1957 (Harvey White).

"Tajh had an excellent sophomore year," said Swinney. "He is a very hard worker and made so much improvement over the offseason last year. He will continue to work hard to get better...that is his nature. We all look forward to seeing what he can do with a full year in this system under his belt."

Boyd is already fourth in school history in passing touchdowns. One of the big reasons for his impressive numbers in 2011 was the play of the receiving corps. Boyd does lose first-team All-America tight end Dwayne Allen, who had 50 receptions for 598 yards and eight touchdowns in 2011, but Watkins and Hopkins, who combined for 154 catches for 2,197 yards and 17 scores, return.

Watkins was a first-team All-America all-purpose player as a first-year freshman last year, just the fourth first-year freshman to earn AP First-Team All-America honors in history. The others are Herschel Walker (Georgia), Marshall Faulk (San Diego State), and Adrian Peterson (Oklahoma).

Watkins finished last year with 82 receptions for 1,219 yards and 12 touchdowns. The yardage and receiving touchdowns were Clemson records, and all three numbers were ACC marks for a freshman and led all freshmen nationally. Watkins was named ACC Rookie-of-the-Year by the ACC Sports Media Association and was national freshman-of-the-year by Rivals and Sporting News.



THE 2012 TIGERS WILL ATTEMPT TO HOIST THE ACC ATLANTIC DIVISION TROPHY FOR THE THIRD TIME IN FOUR SEASONS.

2012 OUTLOOK



OVERVIEW

COACHES

UNIVERSITY

TRADITIONS

PLAYERS

REVIEW

OPPONENTS

RECORDS



SAMMY WATKINS IS A PRESEASON FIRST-TEAM ALL-AMERICAN IN 2012 AFTER LEADING THE 2011 TEAM WITH 82 RECEPTIONS FOR 1,219 YARDS AND 12 TOUCHDOWNS.

"What sets Sammy apart is his all-around abilities," said Swinney. "He averaged over seven yards per carry and was one of the top return men in the nation. Opposing defensive coaches have to account for him on every play because he has the ability to change the game any time he is on the field."

Hopkins had an outstanding sophomore year with 72 receptions for 978 yards and five touchdowns. The junior is the only player in ACC history to have at least 50 catches as a freshman and sophomore in regular-season play. Hopkins actually had a stronger finish to the season than Watkins, as the native of nearby Central, SC had 25 receptions for 347 yards over the last four games, including seven catches for 92 yards in the ACC Championship Game against Virginia Tech and 10 receptions for 107 yards in the Orange Bowl.

Not to be forgotten is senior Jaron Brown, who had 31 receptions for 406 yards and four touchdowns in 2011. He had a team-high six receptions for 78 yards in the win over Wake Forest that clinched the ACC Atlantic Division title in Clemson's final home game. The All-ACC Academic performer has 66 career catches for 841 yards and eight touchdowns.

There are three other outstanding sophomores who will compete for catches and playing time in 2012. Martavis Bryant, Adam Humphries, and Charone Peake all have bright futures and give Clemson one of the top receiving corps in the nation. Bryant had seven receptions for 74 yards and a touchdown in the 2012 Spring Game, while Peake totaled five catches for 75 yards.

One of the keys to the success of the Clemson offense under Offensive Coordinator Chad Morris in 2011 was the unit's balance. Clemson had a 1,000-yard rusher and 1,000-yard receiver in 2011, just the second time a Clemson team has done that.

Clemson totaled 3,952 passing yards and 2,219 rushing yards last season, as Morris, who was named national offensive coordinator-of-the-year by *Rivals* in 2011, is hoping to make the ground game even more prominent this year. He spent the winter visiting schools that run a similar spread-attack as the Tigers who have been successful running the football.

"We want to have a balanced attack," said Swinney. "That has always been our approach. We did a good job running the ball in this system last year, but we want to be better. We may add a few wrinkles this year to make us even more balanced."

From a personnel standpoint, Clemson will have the experience to be an improved running game with the return of Ellington. The senior from Moncks Corner, SC had 1,178 rushing yards last year and a 5.3-yard average to go with 11 rushing touchdowns. He finished the year strong

with 125 yards against Virginia Tech in the ACC Championship Game and 116 yards on just 10 carries in the Orange Bowl.

Ellington enters his final season with a career 5.8-yard average, 2,355 rushing yards, and 25 rushing touchdowns. He is 10th in school history in rushing yards and rushing touchdowns, but he needs 1,612 rushing yards to become Clemson's all-time leader. Ellington had a career-high 212 rushing yards at Maryland, one of five 100-yard games for the Second-Team All-ACC player, in 2011. He has more career rushing yards than any other active ACC player.

D.J. Howard and Roderick McDowell are also factors in the running-back picture. Howard had 230 yards and a strong 5.6-yard average, while McDowell totaled 63 rushing yards, including a 14-yard run for a touchdown in the Orange Bowl.

So who is going to block for these talented skill position players? The aforementioned Freeman is a good start. Now in his fourth year as the starting center, Freeman has been a leader on the top-two scoring teams in Clemson history (2009,11). The native of Pelion, SC has 143 career knockdowns and 2,402 snaps under his belt in 40 games, including 36 as a starter. By the end of the season, he could have the Clemson record for career starts by an offensive lineman.

The two-time All-ACC Academic performer was also First-Team All-ACC on the field last year. Freeman was one of six finalists for the Rimington Award, and winning that award is certainly one of the goals for the Clemson graduate in his final season on the gridiron.

Another returning starter up front is Brandon Thomas, who can play guard or tackle. Thomas played 777 snaps last year and had 39 knockdown blocks in 13 games, including 10 as a starter. His coming-out party came against #19 Auburn when he played 89 snaps and had four knockdowns in Clemson's win. He also had the distinction of scoring a touchdown on a recovered fumble at Georgia Tech, the first Clemson offensive lineman to score a touchdown since 1966.

Outside of Freeman and Thomas, nothing is etched in stone on the offensive line. However, Offensive Line Coach Robbie Caldwell is one of the best in the business in developing young talent.


One move that Swinney made after the season was to move Tyler Shatley from defensive tackle to offensive guard. The spring reviews were positive, as he was running with the first team during spring practice. The athletic player came to Clemson as a fullback and was a first-team strength & conditioning All-American. He totaled 41 tackles in his first two years on the defensive side of the ball.

Kalon Davis is another young guard who will challenge for time as a starter. The 6'5", 335-pounder played 12 games last year, but saw only 49 snaps on offensive scrimmage plays.

Gifford Timothy is another sophomore who could see significant playing time on the offensive line as a tackle. He played 45 snaps in seven games a year ago, but two of the appearances were in the ACC Championship Game and the Orange Bowl. The Delaware native has the size to be an outstanding player as he gains experience.

There are many other young linemen who will have a chance to see significant playing time in 2012. The list includes red-shirt freshman tackles Shaq Anthony and Joe Gore (another converted defensive lineman), red-shirt freshman Ryan Norton, red-shirt freshman Spencer Region, and sophomore tackle Reid Webster.

Clemson must replace John Mackey Award winner Dwayne Allen at tight end, but the Tigers have a more-than-capable replacement in graduate Brandon Ford. Ford had 14 catches for 166 yards and two touchdowns as Allen's backup last year and had two receiving touchdowns in Clemson's bowl game at the end of the 2010 season. Ford had a standout 2012 Spring Game with six catches for 57 yards and a touchdown.



CENTER DALTON FREEMAN WAS ONE OF SIX FINALISTS FOR THE 2011 RIMINGTON AWARD. QUARTERBACK TAJH BOYD IS IN THE TOP 10 IN CLEMSON HISTORY IN CAREER PASSING EFFICIENCY, PASSING TOUCHDOWNS, COMPLETIONS, PASSING YARDS, AND TOTAL OFFENSE.



2012 OUTLOOK

- OVERVIEW
- COACHES
- UNIVERSITY
- TRADITIONS
- PLAYERS
- REVIEW
- OPPONENTS
- RECORDS

Sam Cooper is a sophomore tight end who played all 14 games in 2011, while red-shirt freshman Eric Mac Lain was rated as the #59 overall player in the nation by **Rivals** coming out of high school. Both should see playing time. Darrell Smith is a fullback/tight end who is a two-year letterman as well.

Defense

Clemson's defense will be under new management this year, as veteran Big 12 Defensive Coordinator Brent Venables takes over. The Tigers had some bright moments in 2011, holding Virginia Tech to just 13 combined points and one touchdown two games last year. However, Clemson loses four starters from last year, including Branch and Thompson, the leaders of the first line of defense.

Venables will have some young but talented players to work with in 2012.

"Brent has an outstanding track record and has experience defending spread offenses in the Big 12," said Swinney. "He has coached against some of the top quarterbacks in the nation in the last few years and developed outstanding young players at both Oklahoma and Kansas State. We could not have hired a brighter, more experienced defensive mind than Brent Venables."

Venables coached the last 16 years in the Big 12, including each of the last 13 at Oklahoma, where he helped Bob Stoops teams to 13 bowl games, including seven BCS Bowls. He coached the Big 12 Defensive Player-of-the-Year five times and the Defensive Newcomer-of-the-Year five times. In 2006, he was a finalist for the Frank Broyles Award, which is given to the top assistant coach in the nation. That year, Oklahoma led the Big 12 in scoring defense, total defense, and passing defense.

The new mentor's first order of business will be to find some linemen who can replace Branch, Thompson, and Moore. Branch was a second-team All-American last year when he had a team-high 17 tackles for loss and an ACC-high 10.5 sacks. He had 85 tackles and nearly became the first lineman to lead Clemson in tackles since William Perry in 1984. Thompson was fourth on the team in tackles (77), while Moore had 58 tackles and 10 tackles for loss, second-most on the team.


Goodman totaled 59 tackles and 14 quarterback pressures as a junior defensive end last year and will be the leader of the defensive front as a senior. He has 122 career tackles and four caused fumbles in his 41-game career. Goodman played 767 snaps last year, not only the most among Clemson linemen in 2011, but the most by a Tiger defensive lineman in history. He has played well against Georgia Tech's option offense the last two years, including last year when he had a season-high nine tackles.

Corey Crawford is a strong candidate to start at the opposite defensive end position. The sophomore from Columbus, GA had 29 tackles and two tackles for loss last year when he played 14 games behind Branch. He finished the season strong with eight tackles in the last two games. Vic Beasley is a sophomore who played nine games and lettered at defensive end last season.

DeShawn Williams and Grady Jarrett are a pair of young defensive tackles who will challenge for starting roles in 2012. Williams played 138 snaps as a first-year freshman and made one start. He finished the year with 20 tackles and two tackles for loss. The son of former Tiger running back Ronald Williams (1990-92) had four tackles and a tackle for loss in only 20 snaps in the ACC Championship Game.

Jarrett played 61 snaps in nine games last year and had two tackles. He is a physical clone of Brandon Thompson and hopes to take over his hole as a run-stopper on the inside in 2012. Jarrett registered six tackles and two sacks in the 2012 Spring Game.

Tavaris Barnes has a lot of promise on the defensive line. He played 73 snaps in nine games last year as a red-shirt freshman. Josh Watson, who played 21 snaps in five games last year, is the only other returning letterman on the defensive front. He had a strong Spring Game with



SENIOR JONATHAN MEEKS (#5) AND GRADUATE RASHARD HALL (#31) HAVE COMBINED FOR 15 INTERCEPTIONS THE PAST THREE SEASONS.

five first hits and a sack. Tra Thomas played two games last year, while Jerome Maybank is a red-shirt freshman who could contribute in 2012.

While Clemson's defensive line returns just one starter, the linebacker corps returns all three starters from last year, plus a fourth player who made three starts and finished 13th on the team in tackles in 2011.

Corico Wright led Clemson's linebackers in tackles last year with 80. The rising senior had 62 first hits, second-most on the team behind Branch, and five tackles for loss along with two pass breakups in 697 snaps. Wright played more snaps than any other Tiger linebacker. He has been the starter each of the last two seasons and has 170 career tackles, second-most among active Tigers.

Jonathan Willard is another returning starter who had 75 tackles last year. He started 11 games, including the regular-season win at #10 Virginia Tech when he had eight tackles and was named ACC Linebacker-of-the-Week. Willard is a veteran of 40 games and has 112 career tackles.

Quandon Christian is a third returning starter on the second line of defense. The outside linebacker had 36 tackles in 14 games, including seven starts. Twenty-nine

of his 36 tackles were first hits. He has started exactly seven games each of the last two years.

There is a line of sophomores waiting in the wings at the three linebacker positions. Stephone Anthony started three games last year when he totaled 32 tackles and six tackles for loss. Anthony was a **USA Today** First-Team All-American out of high school and figures to see significant playing time in 2012. He had two tackles for loss in the ACC Championship Game win over #3 Virginia Tech.

Tony Steward is another sophomore linebacker who figures to see playing time in 2012. Another **USA Today** First-Team All-American in the 2011 recruiting class, Steward suffered a torn ACL last year after playing just five games and was lost for the year. He is expected to be at full strength for the 2012 season.

Lateek Townsend played as a special teams player last year and showed his talents with 16 special-teams tackles, second-most on the team. He played just three snaps on defense, but figures to see much more playing time in 2012.

Spencer Shuey is another linebacker who should see more playing time this year. The junior played all 14 games and had 27 tackles, 19 of which came on special teams, in 2011. He led his team in tackles (8) in the 2012 Spring Game. Justin Parker is a two-year letterman at linebacker who played all 14 games last year and amassed 10 tackles.

Hall is the leader of the secondary and perhaps of the entire defense. The graduate student had a team-high 89 tackles last year to go with three tackles for loss, one sack, and two interceptions. He has 10 career interceptions, 13 career takeaways, and 217 career tackles, high figures among all active Tigers.

Hall has played 40 games, including 31 as a starter. The intelligent safety is a two-time All-ACC Academic selection who graduated in just over three years. Hall played with a knee injury much of last year and had surgery to repair the problem in the offseason, therefore he did not go through spring practice. He should be ready to go in the fall.

Xavier Brewer is another returning veteran in the secondary. The native of Florida started 13 games a year ago and had 60 tackles, seventh-most on the team. He has experience as a cornerback and safety.

Fellow senior Jonathan Meeks is a third returning veteran who will contribute to Clemson's point-prevention unit. Meeks led the team in interceptions a year ago with three and was sixth in tackles with 61. A team-high seven of those tackles came in the win over Auburn.

Bashaud Breeland is a precocious sophomore who started seven games last year and is considered a co-



JONATHAN WILLARD REGISTERED 75 TACKLES IN 2011 AND WILL BE ONE OF THE TIGERS' TOP LINEBACKERS IN 2012.



- OVERVIEW
- COACHES
- UNIVERSITY
- TRADITIONS
- PLAYERS
- REVIEW
- OPPONENTS
- RECORDS

2012 OUTLOOK

turning starter in the secondary. Breeland had 53 tackles in 643 snaps and also had two interceptions, including one in the ACC Championship Game against Virginia Tech. He had eight first hits in the Spring Game, more than any other Tiger.

There are other strong candidates for playing time in the secondary this year. Martin Jenkins started three games and played all 14 games last year when he made 27 tackles and had six pass breakups, third-most on the team. Darius Robinson is another returning letterman who had 18 tackles and played 11 games in 2011. Robert Smith started one game as a first-year freshman in 2011 and had nine tackles overall, while Garry Peters registered six tackles and played 11 games. Peters led all tacklers in the 2012 Spring Game with 10.

Special Teams

Clemson returns placekicker Chandler Catanzaro, but must replace three-year starter Dawson Zimmerman at punter. The Tigers should also be strong in the return game with the return of Watkins and Hopkins.

Catanzaro was a Second-Team All-ACC placekicker in 2011 when he connected on 22-27 field goals and led the ACC in scoring (118). He also set a Clemson record for kick-scoring with that total.

The junior who was originally a walk-on has been outstanding from long distance the last two years, making 15-21 from 40+ yards. That 71.4-percent figure is best in Clemson history in terms of field goals of 40+ or more. In 2011, he was 22-27 on field goals and 52-53 on extra

points. He was also 9-12 on field goals over 40+ yards and made each of his last eight field-goal attempts of the year, regardless of length.

Zimmerman was a semifinalist for the Ray Guy Award in 2010 and was a finalist for the Lowe's Senior CLASS Award in 2011. He averaged 41.8 yards per punt last year with a 38.4-yard net average. He finished his career sixth in punting average, but his net punting average was second behind all-time great Dale Hatcher.

One candidate to replace Zimmerman is Spencer Benton, the backup last year who had two punts when Zimmerman was hurt. First-year freshman Bradley Pinion will also be a candidate. The 6'5" punter was a **USA Today** Second-Team All-American last year as a high school senior. He enrolled at Clemson in January and averaged 44.8 yards per punt in the 2012 Spring Game.

Watkins was fourth in the nation in all-purpose yards with 176.0 per game. His 25.0-yard average on kickoff returns had a lot to do with that figure. Watkins had a school-record 826 kickoff return yards for the year. That included an 89-yard kickoff return for a score at Maryland.

Hopkins handled most of Clemson's punt returns last year. He predominantly fair-caught the ball and had 10 returns for 49 yards. Watkins could also see action in the punt-return-game this year.

In terms of coverage, Clemson returns its top three tacklers on special teams. Shuey led the way with 19 tackles, while Townsend, who only played the last 10 games, had 16. Smith was third with 15. Clemson allowed 20.0 yards per kickoff return and 9.3 per punt return as well.



CHANDLER CATANZARO WAS A SECOND-TEAM ALL-ACC PLACEKICKER IN 2011 WHEN HE LED THE ACC IN SCORING WITH 118 POINTS.

PRESEASON DEPTH CHART

Clemson Offense

Pos.	#	Player	Hgt	Wgt	Cl.
LT	63	BRANDON THOMAS	6-3	300	*Jr.
	79	Isaiah Battle	6-7	265	Fr.
	or 76	Shaq Anthony	6-4	275	*Fr.
LG	67	KALON DAVIS	6-5	335	*So.
	68	David Beasley	6-4	315	*So.
C	55	DALTON FREEMAN	6-5	285	*Gr.
	58	Ryan Norton	6-3	265	*Fr.
RG	62	TYLER SHATLEY	6-3	295	*Jr.
	77	Reid Webster	6-4	295	*So.
RT	70	GIFFORD TIMOTHY	6-6	315	*So.
	73	Joe Gore	6-6	260	*Fr.
TE	80	BRANDON FORD	6-4	235	*Gr.
	86	Sam Cooper	6-4	240	*So.
WR	6	DeANDRE HOPKINS	6-1	200	Jr.
	1	Martavis Bryant	6-5	205	So.
QB	10	TAJH BOYD	6-1	225	*Jr.
	8	Cole Stoudt	6-4	200	So.
	15	Morgan Roberts	6-2	200	*Fr.
RB	23	ANDRE ELLINGTON	5-10	190	*Sr.
	22	D.J. Howard	5-11	195	*So.
FB	40	Darrell Smith	6-2	245	*Jr.
	WR	18	JARON BROWN	6-2	200
19		Charone Peake	6-3	205	So.
WR	2	SAMMY WATKINS	6-1	200	So.
	16	Adam Humphries	6-0	190	So.

Clemson Defense

Pos.	#	Player	Hgt	Wgt	Cl.
DE	97	MALLICIAH GOODMAN	6-4	280	Sr.
	92	Roderick Byers	6-3	275	*Fr.
NG	50	GRADY JARRETT	6-0	295	So.
	or 6	TAVARIS BARNES	6-4	270	*So.
DT	99	DeSHAWN WILLIAMS	6-1	290	So.
	or 91	JOSH WATSON	6-4	290	*So.
DE	93	COREY CRAWFORD	6-5	280	So.
	3	Vic Beasley	6-3	235	*So.
SLB/NB	34	QUANDON CHRISTIAN	6-2	220	*Jr.
	11	Travis Blanks	6-1	195	Fr.
	20	Lateek Townsend	6-2	215	So.
MLB	12	STEPHONE ANTHONY	6-3	235	So.
	33	Spencer Shuey	6-3	250	*Jr.
	44	B.J. Goodson	6-1	235	*Fr.
WLB	46	JONATHAN WILLARD	6-2	220	*Sr.
	or 42	CORICO WRIGHT	5-11	230	Sr.
CB	8	Justin Parker	6-1	225	Jr.
	7	Tony Steward	6-1	245	So.
	21	DARIUS ROBINSON	5-11	170	Jr.
SS	14	Martin Jenkins	5-9	175	Jr.
	5	JONATHAN MEEKS	6-1	210	Sr.
or	31	RASHARD HALL	6-1	210	*Gr.
	26	Garry Peters	5-11	190	*So.
	9	XAVIER BREWER	5-11	190	*Gr.
or	31	RASHARD HALL	6-1	210	*Gr.
	27	Robert Smith	5-11	210	So.
	17	BASHAUD BREELAND	6-0	185	*So.
29	Cortez Davis	6-3	195	*Fr.	

Clemson Specialists

Pos.	#	Player	Hgt	Wgt	Cl.
PK	39	CHANDLER CATANZARO	6-2	200	*Jr.
	36	Ammon Laki	5-10	185	*Fr.
P	13	SPENCER BENTON	6-2	195	*Sr.
	92	Bradley Pinion	6-5	220	Fr.
KO	13	Spencer Benton	6-2	195	*Sr.
LS	52	Phillip Fajgenbaum	6-0	220	*Jr.
	75	Michael Sobeski	6-2	195	*So.
H	13	Spencer Benton	6-2	195	*Sr.
PR	6	DeAndre Hopkins	6-1	200	Jr.
	2	Sammy Watkins	6-1	200	So.
KOR	2	Sammy Watkins	6-1	200	So.
	1	Martavis Bryant	6-5	205	So.

* - spent one season as a red-shirt player; NB - nickelback



MEDIA INFORMATION

ACC Coaches Teleconference

The ACC will hold a teleconference for the media each Wednesday (with the exception of Thanksgiving week) from 10:30 AM to 12:30 PM through the season. The first session will be August 29 and the last will be Tuesday, November 20. Each coach will have 10 minutes to make an opening statement and answer questions. There will be a replay of each teleconference at TheACC.com. Contact the ACC office for the phone number to call. The schedule is as follows:

Head Coach	Team	Time
Frank Spaziani	Boston College	10:30 AM
Dabo Swinney	Clemson	10:40 AM
Jimbo Fisher	Florida State	10:50 AM
Randy Edsall	Maryland	11:00 AM
Tom O'Brien	N.C. State	11:10 AM
Jim Grobe	Wake Forest	11:20 AM
Paul Johnson	Georgia Tech	11:30 AM
Larry Fedora	North Carolina	11:40 AM
Mike London	Virginia	11:50 AM
Frank Beamer	Virginia Tech	12:00 PM
David Cutcliffe	Duke	12:10 PM
Al Golden	Miami (FL)	12:20 PM

ACC Highlight Feed

Starting Wednesday, August 29 and running consecutively through Wednesday, November 21, the ACC will provide a 90-minute press conference/highlight feed for the media that cover the ACC. The weekly feed will be posted to the conference FTP site. To access the site, contact **Scott McBurney** at the ACC office at (336) 854-8787.

ACC Media Relations Contact Information

Phone / Fax:.....(336) 851-6062 / (336) 854-8797
 Office Address:.....P.O. Drawer ACC, Greensboro, NC 27417
 Shipping Address: ... 4512 Weybridge Lane, Greensboro, NC 27407
 Website:.....TheACC.com
 Associate Commissioner:.....**Michael Kelly** (mkelly@theacc.org)
 Primary Contact:.....**Mike Finn** (mfinn@theacc.org)

Clemson SID Contact Information

Phone / Fax:.....(864) 656-2114 / (864) 656-0299
 Press Box Phone Number:.....(864) 654-3326
 Office Address:.....P.O. Box 31; Clemson, SC 29633
 Shipping Address:.....Jervey Athletic Center;
100 Perimeter Road; Clemson, SC 29633

Credentials

Send all applications for media credentials (photo and print) to Clemson football games at Memorial Stadium to Senior Associate Sports Information Director **Sam Blackman** via email at blackmj@clemson.edu or by fax at (864) 656-0299.

Credential Pickup

All media Will-Call credentials can be picked up at Gate 16 at Memorial Stadium. The gate is outside of the entrance to the press box.



Official Athletic Social Media Sites

Website:.....ClemsonTigers.com
 Facebook:.....Facebook.com/ClemsonTigers
 Twitter:.....@CU_athletics

Phones/Wireless

To order a phone at your seat, call **Karen Smith** in the telecommunications office at (864) 656-0332. We have also wireless internet service for football games in the Memorial Stadium Press Box.

Press Box

There are two levels to the press box at Memorial Stadium, located in the center of the club level of the South stands (Clemson sideline). The first level contains the photo deck, a photographer work room, the outside public address system, stadium operations, and security, along with booths for field telephones, radio networks, and Clemson Athletic Department officials. The second level is for the print media, with seats for 110 members. This level houses Clemson's buffet along with the work room.



Weekly Press Conference

Dabo Swinney's weekly press conference is held on Tuesdays during the season. The first session will begin at 11:00 AM on August 28 in the WestZone auditorium. The media will interview **Swinney** from 11:00 AM to approximately 11:45 AM. Players will be available after **Swinney's** press conference, depending on class schedules. Contact **Tim Bourret** for player requests by Sunday at 4:00 PM.

Player interviews are Monday (9:30 AM to 1:00 PM) in the WestZone, Tuesday at the press conference, and Wednesday afternoon in the SID office if necessary. No player interviews on Thursday or Friday.

CLEMSON SID STAFF



TIM BOURRET

Assistant AD, Sports Information
 Primary Football Contact
 Office - (864) 656-1926
 Email - btimoth@clemson.edu



SAM BLACKMAN

Senior Associate SID
 Office - (864) 656-1924
 Email - blackmj@clemson.edu



BRIAN HENNESSY

Associate SID
 Secondary Football Contact
 Office - (864) 656-1921
 Email - bhennes@clemson.edu



PHILIP SIKES

Associate SID
 Office - (864) 656-1985
 Email - philips@clemson.edu



JEFF KALLIN

Assistant SID
 Office - (864) 656-1920
 Email - jkallin@clemson.edu



LIBBY KEHN

Webmaster & Assistant SID
 Office - (864) 656-4218
 Email - elizabk@clemson.edu

2012 CLEMSON SCHEDULE



OVERVIEW
COACHES
UNIVERSITY
TRADITIONS
PLAYERS
REVIEW
OPPONENTS
RECORDS

Clemson will open and close the 2012 regular season against SEC teams and will play host to four teams who won at least eight games in 2011.

The Tigers will start the 2012 season against Auburn in the Georgia Dome in the Chick-fil-A Kickoff Classic. Clemson will open its defense of the ACC Championship at Florida State on September 22.

Overall, Clemson will play seven games at home, four games on the road, and the Auburn game in Atlanta, GA. Clemson will finish the season with three straight home games for just the third time since 1975. The Tigers' home schedule includes appearances by Georgia Tech (8-5), Virginia Tech (11-3), N.C. State (8-5), and South Carolina (11-2).

Clemson and Auburn will meet for the third straight season when the two schools with the same mascot face off on September 1. The game will start at 7:00 PM and will be televised by **ESPN**.

The SEC Tigers defeated Clemson in Auburn in overtime in 2010 on the way to the National Championship, while Clemson defeated Auburn last year 38-24 at Clemson, a big boost to Clemson's ACC Championship season. Clemson's victory last year broke a 14-game losing streak in the series as well as Auburn's 17-game overall winning streak, the longest in the nation at the time.

It will be only the second time in the last 10 years that Clemson does not open the season at home. The only other time in that span was in 2008, when Clemson opened the season in Atlanta against Alabama.

Clemson will open its home schedule on September 8 when Ball State comes to Tigertown. The Cardinals are led by senior linebacker Travis Freeman, who was ninth in the nation in tackles last season.

Furman and Clemson will renew an old rivalry on September 15 at Memorial Stadium. The two schools played in the first game in Clemson history on October 31, 1896 in Greenville. This will be Furman's first game against the Tigers since the 2007 season.

Clemson will open its ACC schedule on September 22 at Florida State. The winner of this game has won the ACC

2012 SCHEDULE

Date	Opponent	Site	Special Day(s)	Time	TV/Web	Series
9-1	Auburn	Atlanta, GA		7:00	ESPN	12-34-2
9-8	Ball State	Clemson, SC	Youth Day	12:30	ACC	2-0
9-15	Furman	Clemson, SC	Parents' Weekend	3:00	RSN	41-10-4
9-22	* at Florida State	Tallahassee, FL				8-17
9-29	* at Boston College	Chestnut Hill, MA				10-9-2
10-6	* Georgia Tech	Clemson, SC	Hall of Fame Day & Reunion Weekend			25-50-2
10-20	* Virginia Tech	Clemson, SC	Military Appreciation Day			19-12-1
10-25	* at Wake Forest	Winston-Salem, NC		7:30	ESPN	59-17-1
11-3	* at Duke	Durham, NC				35-16-1
11-10	* Maryland	Clemson, SC	Homecoming			32-26-2
11-17	* N.C. State	Clemson, SC	IPTAY Day			51-28-1
11-24	South Carolina	Clemson, SC	Solid Orange Day			65-40-4

* - ACC game; Note: Home games in **bold**; all times are PM and EDT.

Atlantic Division crown each of the last three years. The Tigers won last year's matchup at Clemson by a score of 35-30. Clemson has won five of the last seven games in the series.

The Tigers will head north the following weekend to face Boston College. Clemson has a 10-9-2 lead in the series, but has won just once in Massachusetts since 1952. That victory came in 2008 in Head Coach Dabo Swinney's first victory as Clemson's head coach.

The Tigers will play only one road game and on two Saturdays in the month of October. The Tigers will open the month with a home game against rival Georgia Tech. The Yellow Jackets have beaten Clemson in five of the last six meetings, but the Tigers won (27-13) the last time the two teams met in Death Valley in 2010.

Clemson will have two weeks to prepare for defending ACC Coastal Division Champion Virginia Tech on October 20. The Tigers defeated Virginia Tech twice last year, including a 38-10 victory in the ACC Championship game in Charlotte. It will be the Hokies' first trip to Clemson since 2007.

Clemson will have just four days to prepare for Wake Forest, as the Tigers will face the Demon Deacons in Winston-Salem, NC in an October 25 Thursday night game

that will be televised nationally by **ESPN**. Clemson's 31-28 win over Wake Forest in 2011, thanks in large part to Chandler Catanzaro's 43-yard field goal as time expired, clinched the ACC Atlantic Division title for the Tigers.

The Tigers will play their final road game of the year on November 3 when they travel to Durham, NC to face Duke. It will be the first meeting between the two schools since 2008.

As stated above, Clemson's last three games will be at home. The Tigers will play host to Maryland on November 10. The schools played a wild 56-45 game in College Park last year that was won by the Tigers. Clemson will be looking to top Maryland three times in a row for the first time since the 1993-00 era.

The Wolfpack will be looking for a victory in Death Valley for the first time since the 2002 season when N.C. State travels to Tigertown for Clemson's final ACC regular-season game. The Wolfpack defeated Clemson 37-13 in Raleigh last year to end the Tigers' seven-game winning streak in the series.

The Tigers will conclude the regular season on November 24 when Palmetto State rival South Carolina comes to Clemson for the 110th game in the history of the storied series.

2012 ACC SCHEDULE

Friday, August 31
Tennessee vs. **N.C. State*** ESPN7:30

Saturday, September 1
Elon at **North Carolina** ACC12:30
William & Mary at **Maryland** ESPN3:00
Richmond at **Virginia** RSN3:00
Miami (FL) at **Boston College** 3:30
Murray State at **Florida State** ESPN6:00
Liberty at **Wake Forest** ESPN6:30
Auburn vs. **Clemson*** ESPN7:00
Florida International at **Duke** ESPN7:00

Monday, September 3
Georgia Tech at **Virginia Tech** ESPN8:00

Saturday, September 8
Maryland at Temple ESPN12:00
N.C. State at Connecticut ESPN12:00
Penn State at **Virginia** ABC12:00
Ball State at **Clemson** ACC12:30
Maine at **Boston College** ESPN31:30
Austin Peay at **Virginia Tech** ESPN31:30
North Carolina at **Wake Forest** RSN3:00
Savannah State at **Florida State** ESPN6:00
Presbyterian College at **Georgia Tech** ESPN7:00
Duke at Stanford 10:30
Miami (FL) at Kansas State TBA

Saturday, September 15
Wake Forest at **Florida State** 12:00
Bethune-Cookman at **Miami (FL)** ESPN12:00
Virginia Tech at Pittsburgh 12:00
Connecticut at **Maryland** ACC12:30
Furman at **Clemson** RSN3:00

Boston College at Northwestern BSN3:30
Virginia at **Georgia Tech** ESPN3:30
North Carolina at Louisville 3:30
South Alabama at **N.C. State** ESPN6:00
North Carolina Central at **Duke** ESPN7:00

Saturday, September 22
The Citadel at **N.C. State** 6:00
Clemson at **Florida State** TBA
Memphis at **Duke** TBA
Miami (FL) at **Georgia Tech** TBA
Maryland at West Virginia TBA
East Carolina at **North Carolina** TBA
Virginia at TCU TBA
Bowling Green at **Virginia Tech** TBA
Army at **Wake Forest** TBA

Saturday, September 29
Clemson at **Boston College** TBA
Duke at **Wake Forest** TBA
Florida State at South Florida TBA
Middle Tennessee at **Georgia Tech** TBA
N.C. State at **Miami (FL)** TBA
Idaho at **North Carolina** TBA
Louisiana Tech at **Virginia** TBA
Cincinnati vs. **Virginia Tech**^ TBA

Saturday, October 6
Boston College at Army CBSN12:00
Miami (FL) vs. Notre Dame* NBC7:30
Georgia Tech at **Clemson** TBA
Virginia at **Duke** TBA
Florida State at **N.C. State** TBA
Wake Forest at **Maryland** TBA
Virginia Tech at **North Carolina** TBA

Saturday, October 13
Boston College at **Florida State** TBA
Duke at **Virginia Tech** TBA
Maryland at **North Carolina** TBA
North Carolina at **Miami (FL)** TBA

Saturday, October 20
Boston College at **Georgia Tech** TBA
Virginia Tech at **Clemson** TBA
North Carolina at **Duke** TBA
Florida State at **Miami (FL)** TBA
N.C. State at **Maryland** TBA
Wake Forest at **Virginia** TBA

Thursday, October 25
Clemson at **Wake Forest** ESPN7:30

Saturday, October 27
Maryland at **Boston College** TBA
Duke at **Florida State** TBA
Brigham Young at **Georgia Tech** TBA
N.C. State at **North Carolina** TBA

Thursday, November 1
Virginia Tech at **Miami (FL)** ESPN7:30

Saturday, November 3
Boston College at **Wake Forest** TBA
Clemson at **Duke** TBA
Georgia Tech at **Maryland** TBA
Virginia at **N.C. State** TBA

Thursday, November 8
Florida State at **Virginia Tech** ESPN7:30

Saturday, November 10
Notre Dame at **Boston College** TBA
Maryland at **Clemson** TBA
Georgia Tech at **North Carolina** TBA
Miami (FL) at **Virginia** TBA
Wake Forest at **N.C. State** TBA

Thursday, November 15
North Carolina at **Virginia** ESPN7:30

Saturday, November 17
Wake Forest at Notre Dame NBC3:30
Virginia Tech at **Boston College** TBA
N.C. State at **Clemson** TBA
Duke at **Georgia Tech** TBA
Florida State at **Maryland** TBA
South Florida at **Miami (FL)** TBA

Saturday, November 24
Boston College at **N.C. State** TBA
South Carolina at **Clemson** TBA
Miami (FL) at **Duke** TBA
Florida at **Florida State** TBA
Georgia Tech at **Georgia** TBA
Maryland at **North Carolina** TBA
Virginia at **Virginia Tech** TBA
Vanderbilt at **Wake Forest** TBA

Saturday, December 1
ACC Championship Game⁵ ESPN8:00

* - Atlanta, GA; ^ - Landover, MD; * - Chicago, IL; ⁵ - Charlotte, NC; Note: All times are PM and Eastern.

CLEMSONTIGERS.COM

ATHLETIC DEPARTMENT STAFF DIRECTORY

General Information

Location	Clemson, SC 29633
Founded	1889
Enrollment	19,911
Nickname	Tigers
Colors	Clemson Orange & Regalia
Conference	Atlantic Coast Conference
Facility	Memorial Stadium
Field (Surface)	Frank Howard (Natural Grass)
Capacity	81,500
First Year of Stadium	1942
Press Box Phone Number	(864) 654-3326
Athletic Department Address	P.O. Box 31; Clemson, SC 29633
Athletic Department Fax	(864) 656-0299
Tickets	1-800-CLEMSON
Website	ClemsonTigers.com

Administrative Staff

President	James F. Barker (Clemson '70)
Athletic Director	Terry Don Phillips (Arkansas '70) Office - (864) 656-2218
Executive Senior Associate Athletic Director/External Affairs	Bill D'Andrea (Indiana State '73) Office - (864) 656-7795
Senior Associate Athletic Director/Internal Affairs	Katie Hill (Central Arkansas '77) Office - (864) 656-0128
Associate Athletic Director/Administration	Phil Grayson (Indiana-South Bend '89) Office - (864) 656-0396
Associate Athletic Director/Athletic Academic Services	Rebecca Bowman (Winthrop '76) Office - (864) 656-0541
Associate Athletic Director/Event Manager	Van Hilderbrand (Clemson '74) Office - (864) 656-0718
Associate Athletic Director/Marketing & Sponsorship	Tim Match (Bowling Green '85) Office - (864) 656-2911
Associate Athletic Director/Marketing & Revenue	Mike Money (Clemson '00) Office - (864) 656-2978
Associate Athletic Director/Facilities & Grounds	Robert Ricketts (Erskine '71) Office - (864) 656-0157
Associate Athletic Director/Senior Women's Administrator	Barbara Kennedy-Dixon (Clemson '83) Office - (864) 656-1918
Associate Athletic Director/Administration	Dr. Kyle Young (Clemson '02) Office - (864) 656-2247
Associate Athletic Director/Compliance Services	Stephanie Ellison (Clemson '98) Office - (864) 656-0541
Associate Athletic Director/Director of Planned Giving	Bert Henderson (Mars Hill '78) Office - (864) 656-2115
Assistant Athletic Director/Director of IPTAY Annual Fund	Travis Furbee (West Virginia '97) Office - (864) 656-2118
Assistant Athletic Director/Director of IPTAY Major Gifts & Campaign Director	Bobby Couch (Wofford '89) Office - (864) 656-0361
Assistant Athletic Director/Facilities	Gary Wade (Nebraska '78) Office - (864) 656-2017
Assistant Athletic Director/Compliance Services	Brad Woody (Clemson '99) Office - (864) 656-6582
Assistant Athletic Director/Executive Director of Tiger Letterwinners Association	John Seketa (Southern Illinois-Edwardsville '81) Office - (864) 656-1923
Assistant Athletic Director/Sports Information	Tim Bourret (Notre Dame '77) Office - (864) 656-1926
Senior Associate Sports Information Director	Sam Blackman (Clemson '85) Office - (864) 656-1924
Associate Sports Information Directors	Brian Hennessy (Clemson '98) Office - (864) 656-1921 Philip Sikes (Clemson '02) Office - (864) 656-1985
Assistant Sports Information Director	Jeff Kallin (Clemson '07) Office - (864) 656-1920
Webmaster & Assistant Sports Information Director	Libby Kehn (Clemson '02) Office - (864) 656-4218
SID Graduate Assistants	William Qualkinbush (Clemson '10) Davis Simpson (Clemson '12)
SID Student Assistants	Allison Bell, Hannah Burseson, Matt Castello, Schuyler Easterling, Alison Lanning, Kathryn McGinn, Stephanie Withey Amanda Gray (College of Charleston '08)
Director of Compliance	Andy Campbell (Clemson '08)
Compliance Coordinator	Dr. Loreto Jackson (Miami (FL) '96)
Performance Coordinator	Lynn Sparks (Winthrop '77) Office - (864) 656-4288
Director of Sales	Lindsey Leonard (Purdue '07) Office - (864) 656-2975 Jason Wilson (Clemson '01) Office - (864) 656-2980
IPTAY Assistant Directors	Bob Mahony (Clemson '76) Office - (864) 656-2974
Associate Director of Major Gifts	Aaron Dunham (Davidson '00) Joe White (Campbell '68) Ford Williams (North Carolina '06)
Community Services Director	Linda White (Winthrop '70) Office - (864) 656-2095
Tiger Letterwinners Association Coordinator	Charlie Bussey (Clemson '57)
Director of Ticket Operations	Kate McCrary (Clemson '05)

Assistant Ticket Operations Managers

Supervisor of Athletic Facilities	Wesly Cribb (Clemson '09)
Supervisor of Athletic Grounds	Tina Middleton
Director of Sports Medicine	Matt Money (Clemson '01) Mike Echols (Clemson '85) Danny Poole (Western Carolina '79) Office - (864) 656-2113

Assistant Athletic Trainers

Assistant Athletic Trainers	Jermile Brooks (College of Charleston '01) Donna Bullock (Southwest Louisiana '88) Travis Johnston (Clemson '01) Jerome Razayeski (Georgia Tech '97) Abby Schreiter (Clemson '09) Jeffie Trammell (Georgia Southern '04)
------------------------------------	---

Graduate Athletic Trainers

Graduate Athletic Trainers	Anthony DeLuca (Nova Southeastern '10) Meghan Reed (Penn State '11) Dr. Len Reeves (Medical University of South Carolina '90) Dr. Larry Bowman (Medical University of South Carolina '74)
-----------------------------------	--

Team Physician

Team Physician	Sharon Weaver
-----------------------	----------------------

Team Orthopedic Surgeon

Team Orthopedic Surgeon	Alphonso Smith (Clemson '91) Office - (864) 656-1912
--------------------------------	--

Athletic Insurance Coordinator

Athletic Insurance Coordinator	Terrence Branch (Southeast Missouri State '94) Mike Wilson (Clemson '02)
---------------------------------------	---

Director of Equipment

Director of Equipment	Joey Batson (Newberry '85) Office - (864) 656-2221
------------------------------	--

Assistant Equipment Managers

Assistant Equipment Managers	Larry Greenlee (Clemson '95) Office - (864) 656-6670
-------------------------------------	--

Director of Strength & Conditioning

Director of Strength & Conditioning	Rick Franzblau (Colgate '08) Dennis Love (Catawba '00)
--	---

Assistant Director of Strength & Conditioning

Assistant Director of Strength & Conditioning	Joe Craddock (Middle Tennessee '08) Dustin Fry (Clemson '06)
--	---

Assistant Strength & Conditioning Coaches

Assistant Strength & Conditioning Coaches	Dennis Love (Catawba '00) Brandon McCombs (Clemson '09) Damonte McKenzie (Clemson '07)
--	---

Strength & Conditioning Player Development Assistants

Strength & Conditioning Player Development Assistants	Joe Craddock (Middle Tennessee '08) Dustin Fry (Clemson '06)
--	---

Football Staff

Head Coach	Dabo Swinney (Alabama '92) Office - (864) 656-2796
-------------------	--

Associate Head Coach/Defensive Tackles

Associate Head Coach/Defensive Tackles	Dan Brooks (Western Carolina '76) Office - (864) 656-1901
---	---

Assistant Head Coach/Special Teams Coordinator/Tight Ends

Assistant Head Coach/Special Teams Coordinator/Tight Ends	Danny Pearman (Clemson '87) Office - (864) 656-1914
--	---

Assistant Coach/Offensive Coordinator/Quarterbacks

Assistant Coach/Offensive Coordinator/Quarterbacks	Chad Morris (Texas A&M '92) Office - (864) 656-1902
---	---

Assistant Coach/Defensive Coordinator/Linebackers

Assistant Coach/Defensive Coordinator/Linebackers	Brent Venables (Kansas State '92) Office - (864) 656-1909
--	---

Assistant Coach/Co-Defensive Coordinator/Defensive Backs

Assistant Coach/Co-Defensive Coordinator/Defensive Backs	Charlie Harbison (Gardner-Webb '95) Office - (864) 656-1903
---	---

Assistant Coach/Co-Defensive Coordinator (Running Game)/Defensive Ends

Assistant Coach/Co-Defensive Coordinator (Running Game)/Defensive Ends	Marion Hobby (Tennessee '95) Office - (864) 656-1900
---	--

Assistant Coach/Recruiting Coordinator/Wide Receivers

Assistant Coach/Recruiting Coordinator/Wide Receivers	Jeff Scott (Clemson '03) Office - (864) 656-1913
--	--

Assistant Coach/Offensive Linemen

Assistant Coach/Offensive Linemen	Robbie Caldwell (Furman '77) Office - (864) 656-6430
--	--

Assistant Coach/Running Backs

Assistant Coach/Running Backs	Tony Elliott (Clemson '02) Office - (864) 656-1904
--------------------------------------	--

Graduate Assistant Coaches

Graduate Assistant Coaches	Tyler Carlton (Tulsa '09) Brian Mance (Clemson '03)
-----------------------------------	--

Associate Athletic Director/Football Administration

Associate Athletic Director/Football Administration	Woody McCorvey (Alabama State '72) Office - (864) 656-1905
--	--

Associate Athletic Director/Football Operations

Associate Athletic Director/Football Operations	Andy Johnston (Clemson '79) Office - (864) 656-1908
--	---

Assistant Athletic Director

Assistant Athletic Director	Brad Scott (South Florida '79) Office - (864) 656-1907
------------------------------------	--

Assistant Athletic Director/Football Player Relations & External Affairs

Assistant Athletic Director/Football Player Relations & External Affairs	Jeff Davis (Clemson '84) Office - (864) 656-0388
---	--

Director of Creative Media Services

Director of Creative Media Services	Don Munson (Appalachian State '84) Office - (864) 656-1915
--	--

Director of High School Relations & Player Personnel

Director of High School Relations & Player Personnel	Mike Dooley (Furman '98) Office - (864) 656-6431
---	--

Director of Football Programs

Director of Football Programs	Daniel Bassett (Tennessee '01) Office - (864) 656-6763
--------------------------------------	--

Defensive Research Development

Defensive Research Development	Wesley Goodwin (Mississippi State '07)
---------------------------------------	---

Volunteer Team Advisor

Volunteer Team Advisor	James Trapp (Clemson '93)
-------------------------------	----------------------------------

Administrative Assistants

Administrative Assistants	Jennifer Benton, Beth Douglas, Jill Williams-Wilks, Ren Windham
----------------------------------	--

Director of Athletic Video Services

Director of Athletic Video Services	Rick Bagby (North Carolina '95) Office - (864) 656-1965
--	---

Assistant Directors of Athletic Video Services

Assistant Directors of Athletic Video Services	Matt Glenn (Clemson '05) Henry Guess (Clemson '95) Stephen Manderville (South Carolina '08)
---	--

Video Graduate Assistant

Video Graduate Assistant	Rhett Brooks (Murray State '09)
---------------------------------	--

Football Equipment Manager

Football Equipment Manager	Abe Reed (Houston '97) Office - (864) 656-2127
-----------------------------------	--

Football Assistant Equipment Manager

Football Assistant Equipment Manager	D.J. Gordon (South Carolina '08)
---	---

Student Managers

Student Managers	Erik Bruhjell, Austin Burris, Chris Egan, Tyler Floyd, Kevin Grubb, Austin McAdams, Matt McMahon, Brady Metz, Ben Miller, Kelly Mullane, Grant Roberts, Zach Roberts, David Saville, Will Shuler, Adam Snider, Ross Vaughn, Richie Windham, Nick Yarid, Chris Ziegler
-------------------------	--

Student Athletic Trainers

Student Athletic Trainers	Jordan Achterhoff, Tyler Allan, Alex Blackwell, Jared Cumbee, Katelyn Dennis, Alex Derrick, Daniel Dorn, John Hammett, Taylor Harvin, Katie Long, Alex McHale, Drew Morris, Kyle Smith, Alex Tomberlin, Katie Wargo, Braden Waters, Lydia Wright
----------------------------------	---

A CHAMPIONSHIP COACHING STAFF

3 NATIONAL CHAMPIONSHIPS
24 CONFERENCE TITLES
104 BOWL APPEARANCES

DABO SWINNEY
HEAD COACH

BRENT VENABLES
DEFENSIVE COORDINATOR
LINEBACKERS

MARION HOBBY
CO-DEFENSIVE COORDINATOR
DEFENSIVE ENDS

CHARLIE HARBISON
CO-DEFENSIVE COORDINATOR
DEFENSIVE BACKS

DANNY PEARMAN
SPECIAL TEAMS COORDINATOR
TIGHT ENDS

CHAD MORRIS
OFFENSIVE COORDINATOR
QUARTERBACKS

JEFF SCOTT
WIDE RECEIVERS

TONY ELLIOTT
RUNNING BACKS

ROBBIE CALDWELL
OFFENSIVE LINEMEN

DAN BROOKS
DEFENSIVE TACKLES

HEAD COACH DABO SWINNEY



At 42, Dabo Swinney is the youngest head coach in the ACC and one of the youngest in the country. However, his resumé is already stuffed with many significant accomplishments on a school, ACC, and national level.

First, his mere appointment to the position was significant. In October of 2008, he was named Clemson interim head coach, replacing Tommy Bowden, who had been his position coach as a player at Alabama and been Clemson's head coach since 1999. He led the Tigers to a 4-2 record over the remainder of the regular season, including a victory over Steve Spurrier's South Carolina Gamecocks in the regular-season finale. That strong finish led to a Gator Bowl bid against Nebraska.

On December 1, 2008, the interim tag was removed from the title and he was named the program's head coach. At the time, there had been 28 interim head coaches at the FBS level since 1970 and those coaches had combined for a record of 26-86-2. Only one of those 28 interim coaches posted a winning record, and that was Swinney. When he was hired as the head coach, Swinney became just the second interim coach to be elevated to the head coach position at the same school during that time period.


In four years (three full seasons) as the Tigers' head coach, Swinney has directed Clemson to a 29-19 overall record (.604) and a 19-10 record (.655) in ACC regular-season

games. He has also led the Tigers to the ACC Championship game twice, won one ACC title, and has been named national coach-of-the-year.

In addition to leading the program to four bowl games on the field in his young career, his players have also excelled in the classroom. In his career as a head coach, his players have an APR score of 991, fifth-best among active FBS coaches.

His 2011 squad, which ended the season ranked #22 in the nation, captured Clemson's first ACC title since 1991 when it defeated #3 Virginia Tech 38-10 in the ACC Championship game in Charlotte, NC. It tied for the highest-ranked team the Tigers defeated in history and was the most points scored by an ACC team against Virginia Tech since it joined the league in 2004. The victory, the Tigers' second over the Hokies in 2011, gave Clemson its first 10-win season since 1990. The Tigers' four wins over top-25 ranked teams established a school record as well.

The Tigers jumped out to an 8-0 record and a #6 national ranking after being unranked in the preseason. Games 3-5 marked a tough stretch, as Clemson hosted #19 Auburn, who entered with a national-best 17-game winning streak, and #11 Florida State along with a road game at #10 Virginia Tech. The Tigers were victorious in all three contests by scores of 38-24, 35-30, and 23-3, respectively,



THE SWINNEY FILE

Playing Experience

Lettered three years at Alabama (1990-92); also a member of the 1989 team...member of the 1992 National Championship team...Academic All-SEC and SEC Scholar-Athlete Honor Roll member in 1990,92.

Bowl Participation as a Player

1990 Sugar Bowl...1991 Blockbuster Bowl...1991 Fiesta Bowl...1993 Sugar Bowl.

Education

B.S. degree in commerce & business administration from Alabama in 1993...master of business administration from Alabama in 1995.

Coaching Experience

Graduate assistant coach at Alabama (1993-95)...wide receivers/tight ends at Alabama (1996)...tight ends at Alabama (1997)...wide receivers at Alabama (1998-00)...wide receivers at Clemson (2003-06)...assistant head coach/wide receivers at Clemson (2007 - October 13, 2008)...interim head coach/offensive coordinator at Clemson (October 13 - December 1, 2008)...head coach at Clemson (2009-11).

Bowl Seasons as an Assistant Coach

1994 Gator Bowl...1995 Citrus Bowl...1997 Outback Bowl...1998 Music City Bowl...2000 Orange Bowl...2004 Peach Bowl...2005 Champs Sports Bowl...2006 Music City Bowl...2007 Chick-fil-A Bowl.

Bowl Seasons as a Head Coach

2009 Gator Bowl...2009 Music City Bowl...2010 Meineke Car Care Bowl...2012 Orange Bowl.

Head Coaching Record

29-19 (.604) in four seasons (three full seasons) at Clemson.

Personal Data

Born November 20, 1969 in Birmingham, AL...married to the former Kathleen Bassett...the couple has three sons (Will 14, Drew 12, Clay 9).

marking the first time in history that an ACC team won three consecutive games over top-25 ranked (AP) teams. Clemson also held Virginia Tech without a touchdown for the first time in a game at Blacksburg since 1995.

For his efforts, he was named Bobby Dodd National Coach-of-the-Year in 2011 to become the first Tiger head coach to win a national coach-of-the-year award since 1981, when Danny Ford directed Clemson to the national title.

Swinney, who was also one of five finalists for the Eddie Robinson National Coach-of-the-Year award, one of 10 finalists for the Bear Bryant National Coach-of-the-Year award, one of 10 finalists for the Liberty Mutual Coach-of-the-Year award, and received the Regional AFCA Coach-of-the-Year award in 2011, led the Tigers to their first Orange Bowl berth since 1981 with the help of five First-Team All-ACC players.

Dwayne Allen (TE), Tajh Boyd (QB), Andre Branch (DE), Dalton Freeman (C), and Sammy Watkins (WR) all earned first-team honors, while Andre Ellington (RB), Chandler Catanzaro (PK), and Brandon Thompson (DT) earned second-team honors. Watkins was also Second-Team All-ACC as a specialist.

Allen received the John Mackey Award as the nation's top tight end and totaled 50 receptions for 598 yards and eight touchdowns. Boyd set the school record for total yards (4,046), passing yards (3,828), and passing touchdowns (33).

Branch, a finalist for the Ted Hendricks Award, had an ACC-best 17 tackles for loss and an ACC-high 10.5 sacks, including tying school-records for tackles for loss (6) and sacks (4) in Clemson's win at #10 Virginia Tech. Freeman was a finalist for the Rimington Trophy as well.

Watkins was one of the most dynamic freshmen in the nation. The ACC Rookie-of-the-Year totaled 82 receptions for 1,219 yards and 12 touchdowns along with a 25.0-yard average and one touchdown on kickoff returns despite missing one game due to injury.

HEAD COACH DABO SWINNEY



OVERVIEW
COACHES
UNIVERSITY
TRADITIONS
PLAYERS
REVIEW
OPPONENTS
RECORDS



2010 schedule was one of the most challenging in school history, as nine bowl teams were on the regular-season slate and two of the four non-conference opponents were ranked in the top 25 when they played the Tigers, just the second time in 21 years the Tigers faced two top-25 non-conference opponents in the regular season.

The 2010 season included wins over bowl teams Georgia Tech, Maryland, and N.C. State. The Wolfpack were ranked #23 in the nation and were leading the ACC in scoring. But the Clemson defense held N.C. State to just one touchdown and 13 points. The team excelled defensively in 2010 and was 13th in the nation in scoring defense and in the top 25 in both total defense and pass defense.

C.J. Spiller was a unanimous first-team All-American in Swinney's first year, and defensive end Da'Quan Bowers duplicated the feat on the defensive side of the ball. Bowers won the 2010 Bronko Nagurski Award as the nation's top defensive player, and he received the Ted Hendricks Award as the top defensive end. He was also a finalist for the Bednarik Award and Lombardi Award. He led the nation in sacks (15.5) and was tied for the national lead in tackles for loss (26).

Bowers was one of four First-Team All-ACC players in 2010, as he joined Jarvis Jenkins (DT) and DeAndre McDaniel (S) on defense and Chris Hairston (OT) on offense. Clemson and Maryland tied for the most First-Team All-ACC selections.

In 2009, Swinney's first full year as head coach, he led the Tigers to their first championship of the ACC's Atlantic Division. The Tigers came just six points short of winning their first ACC title in 18 years. Swinney was named ACC Coach-of-the-Year by **Sporting News** and was a finalist for the Liberty Mutual Coach-of-the-Year award.

Swinney accumulated nine wins, second-most among all FBS coaches in their first full year behind Oregon's Chip Kelly. The nine wins tied for fourth-most in ACC history for a first-year head coach. He also led the Tigers to their first bowl win since 2005 in the 21-13 victory over Kentucky in the Music City Bowl.

The Tigers reached the nine-win mark playing a schedule that included four games against top-15 opponents, just the second year in school history (1999 was the other) that Clemson played four games against teams

SWINNEY'S COACHING RECORD

Year	School	Position(s)	W-L	Bowl
1993	Alabama	GA	9-3-1	Gator
1994	Alabama	GA	12-1	Citrus
1995	Alabama	GA	8-3	
1996	Alabama	WR,TE	10-3	Outback
1997	Alabama	TE	4-7	
1998	Alabama	WR	7-5	Music City
1999	Alabama	WR	10-3	Orange
2000	Alabama	WR	3-8	
2003	Clemson	WR	9-4	Peach
2004	Clemson	WR	6-5	
2005	Clemson	WR	8-4	Champs Sports
2006	Clemson	WR	8-5	Music City
2007	Clemson	AHC,WR	9-4	Chick-fil-A
2008	Clemson	AHC,WR	3-3	
	Clemson	IHC	4-3	Gator
2009	Clemson	HC	9-5	Music City
2010	Clemson	HC	6-7	Meineke Car Care
2011	Clemson	HC	10-4	Orange

Years as a full-time college coach: 14
 Winning seasons: 11
 Bowl seasons: 11
 Record as an assistant coach: 77-51 (.602)
 Record as a head coach: 29-19 (.604)
 Record at Clemson: 72-44 (.621)

ranked in the top 15 of the **AP** poll. The Tigers' three FBS non-conference opponents had a combined record of 29-10 in 2009. Clemson gave TCU one of its stiffest tests in a 14-10 Horned Frog victory on September 26.

Swinney's first season included a six-game winning streak at midseason, a streak that saw the Tigers score at least 34 points in every game, a first in school history. During that stretch, the Tigers defeated #8 Miami (FL) on the road. The 40-37 overtime victory tied for the highest-ranked team Clemson has defeated on the road in school history.

That was the second of six straight wins, the longest winning streak for the Clemson program in four years. The streak also included a 40-24 nationally-televvised win over Florida State and Bobby Bowden, the Hall of Fame coach who is second in victories in FBS history. The winning

Watkins teamed up with Andre Ellington to give Clemson a 1,000-yard receiver and 1,000-yard rusher, as Ellington had 1,178 rushing yards and 11 rushing touchdowns. Watkins was also an **AP** First-Team All-American, just the fourth in college football history as a first-year freshman.

Swinney became just the second Tiger coach to lead Clemson's program into a bowl game in his first two full years as head coach, joining his predecessor, Bowden. The



DABO SWINNEY ALONGSIDE 2011 FIRST-TEAM ALL-ACC PLAYERS (FROM LEFT TO RIGHT) SAMMY WATKINS, ANDRE BRANCH, TAJH BOYD, DWAYNE ALLEN, AND DALTON FREEMAN.

CLEMSONTIGERS.COM



HEAD COACH DABO SWINNEY

- OVERVIEW
- COACHES
- UNIVERSITY
- TRADITIONS
- PLAYERS
- REVIEW
- OPPONENTS
- RECORDS

streak brought Clemson to a #15 national ranking in the AP poll after the ACC Atlantic Division clinching victory over Virginia on November 21.

The Tigers had success on offense, defense, and special teams during the 2009 season. They were 28th in the nation and third in the ACC in scoring offense (31.1), while the defense was 20th in total defense (314.3) and seventh in pass defense (162.8). Clemson finished in a tie for fifth in the country in interceptions (21) as well.

Clemson added a school-record six kick returns for touchdowns in 2009, four on kickoff returns and two on punt returns.

The main reason Clemson was so outstanding on special teams was the play of college football's most dynamic player (Spiller) in 2009. The Tiger running back was named MVP of the ACC in 2009 and was a consensus first-team All-American. He had five kick returns for touchdowns during the 2009 season, an all-time Clemson record, and established the NCAA record for kickoff returns for touchdowns in a career with seven. He was also the only FBS player to score at least one touchdown in every game in 2009.

Overall, the Tigers held down three positions on the All-ACC First-Team and five spots on the second team. Only Virginia Tech had more representatives.

Swinney became Clemson's interim head coach on October 13, 2008 when Tommy Bowden stepped down. Then on December 1, 2008, the "interim" tag was removed, as he took over on a full-time basis as the Tigers' 25th head coach. He had been Clemson's assistant head coach for two years and had been in charge of the wide receivers since 2003.

Swinney took over a 3-3 team and led it to a Gator Bowl bid against Nebraska. He guided Clemson to a 4-1 record over the last five games of the regular season, with the only loss at #24 Florida State. That 4-1 record to end the regular season tied for the best mark in the ACC for that time period. Four of his six regular-season opponents were later bowl participants.

Swinney hit the ground running in his first week as interim head coach, as he prepared for a 5-1 Georgia Tech team. He had to re-organize his staff, and regroup his team and Clemson Nation in just five days. While the Tigers lost by four points, he accomplished many goals in



that first week through his outstanding leadership. One of the most impressive demonstrations of unity came during the team's "Tiger Walk."

Prior to the game against the Yellow Jackets, Swinney decided to have his team depart buses outside the Lot 5 parking lot near the WestZone at Memorial Stadium and experience the gameday atmosphere. Dressed in jackets and ties, the team was embraced by thousands of Tiger fans who stood 10 deep for the 200-yard march to the stadium. It was the centerpiece of his "All In" theme in his first week as head coach. It is a tradition that has continued.

In his second week as head coach, an off-week, he invited the Clemson student body to a practice, and nearly 1,000 students showed up. He spoke to the group and actually allowed some students to participate during practice, as they were selected to attempt a field goal, punt against a live rush, and field a punt. He also took the entire team to the Greenville Children's Hospital for a visit with young men and women fighting cancer.

He has continued his community involvement through his foundation. His foundation made the first contribution to the cancer fund established for former Boston College linebacker Mark Herzlich. Many schools followed his lead the remainder of the season.

The Liberty Mutual Coach-of-the-Year award evaluates coaching performances in terms of coaching excellence, sportsmanship, integrity, academic excellence, and community commitment.



SWINNEY'S GAME-BY-GAME RESULTS

2008 (4-3)

Date	Opponent (Rank)	W-L	Score
10-18	* Georgia Tech	L	17-21
11-1	* at Boston College	W	27-21
11-8	* at Florida State (24,24)	L	27-41
11-15	* Duke	W	31-7
11-22	* at Virginia	W	13-3
11-29	South Carolina	W	31-14
1-1	§ Nebraska	L	21-26

§ - Gator Bowl at Jacksonville, FL

2009 (9-5)

Date	Opponent (Rank)	W-L	Score
9-5	Middle Tennessee	W	37-14
9-10	* at Georgia Tech (15,13)	L	27-30
9-19	* Boston College	W	25-7
9-26	TCU (15,14)	L	10-14
10-3	* at Maryland	L	21-24
10-17	* Wake Forest	W	38-3
10-24	* at Miami (FL) (8,9)	W	40-37
10-31	Coastal Carolina	W	49-3
11-7	* Florida State	W	40-24
11-14	* at N.C. State	W	43-23
11-21	* Virginia	W	34-21
11-28	at South Carolina	L	17-34
12-5	# Georgia Tech (12,12)	L	34-39
12-27	§ Kentucky	W	21-13

- ACC Championship game at Tampa, FL; § - Music City Bowl at Nashville, TN

2010 (6-7)

Date	Opponent (Rank)	W-L	Score
9-4	North Texas	W	35-10
9-11	Presbyterian College	W	58-21
9-18	at Auburn (16,15)	L	24-27
10-2	* Miami (FL) (16,17)	L	21-30
10-9	* at North Carolina	L	16-21
10-16	* Maryland	W	31-7
10-23	* Georgia Tech	W	27-13
10-30	* at Boston College	L	10-16
11-6	* N.C. State (23,25)	W	14-13
11-13	* at Florida State	L	13-16
11-20	* at Wake Forest	W	30-10
11-27	South Carolina (18,17)	L	7-29
12-31	§ South Florida	L	26-31

§ - Meineke Car Care Bowl at Charlotte, NC

2011 (10-4)

Date	Opponent (Rank)	W-L	Score
9-3	Troy	W	43-19
9-10	Wofford	W	35-27
9-17	Auburn (21,19)	W	38-24
9-24	* Florida State (11,14)	W	35-30
10-1	* at Virginia Tech (11,10)	W	23-3
10-8	* Boston College	W	36-14
10-15	* at Maryland	W	56-45
10-22	* North Carolina	W	59-38
10-29	* at Georgia Tech	L	17-31
11-12	* Wake Forest	W	31-28
11-19	* at N.C. State	L	13-37
11-26	at South Carolina (14,13)	L	13-34
12-3	# Virginia Tech (5,3)	W	38-10
1-4	§ West Virginia (23,22)	L	33-70

- ACC Championship game at Charlotte, NC; § - Orange Bowl at Miami Gardens, FL

* - ACC regular-season game; ^ - one overtime; Note: Home games in bold, opponent rankings (AP,USA) in parentheses.

It is easy to see why Swinney was a national finalist for that award in his first full season as head coach in 2009, and again in 2011.

The 1993 Alabama graduate joined the Clemson staff prior to the 2003 season. In his first nine years as an assistant or head coach, the Tigers have finished in the top 25 of the final polls five times and totaled 15 wins over top-25 teams, including victories over Florida State (5), Miami (FL) (2), Virginia Tech (2), Auburn (1), and Tennessee (1), during his tenure in Tigertown.

Swinney coached his wide receiver position to a level of consistency that had not been seen previously at Clemson. He had a wideout finish first or second in the ACC in catches in five of his six years as an assistant. In his first

HEAD COACH DABO SWINNEY

SWINNEY HONORED BY STATE HOUSE

Dabo Swinney was honored by the South Carolina House of Representatives on May 8, 2012. He was recognized for leading the Tigers to the 2011 ACC Championship and his receiving of the Bobby Dodd National Coach-of-the-Year Award. B.R. Skelton, representative from the city of Clemson, made the presentation.

Swinney won the 2011 Bobby Dodd Award as the national coach-of-the-year, the first Clemson football coach to be named a national coach-of-the-year since Danny Ford in 1981. Swinney led Clemson to its first ACC Championship in 20 years with a 38-10 victory over #3 Virginia Tech in the league title game in Charlotte in early December. The win sent Clemson to the Orange Bowl, the school's first BCS Bowl appearance and first Orange Bowl appearance in 30 years.

Over the course of the season, Clemson won a school-record four games over top-20 teams, including three victories over top-11 teams, tied for the most in school history. The Tigers finished with a 10-4 record, as the 10 wins were the most for the program since 1990.

In three years, Swinney has taken Clemson to two ACC Atlantic Division titles, the first two for the program since the ACC went to a division format in 2005. The Tigers have also finished in the top 25 twice without having been ranked in the preseason.

year, he had three of the top-10 receivers in the ACC, a first in Tiger history. He has coached a First or Second-Team All-ACC wideout (Derrick Hamilton, Airese Currie, Chansi Stuckey, Aaron Kelly, Jacoby Ford, Watkins) in eight of his nine seasons at Clemson, also an unprecedented feat at Clemson.

In 2004 and 2005, he coached the ACC reception champion (Currie (2004), Stuckey (2005)). It was the first time Clemson had two different players lead the ACC in receptions in consecutive years. In 2007, Kelly led the ACC in yards, giving Swinney an ACC receiving king three out of four years. Stuckey earned First-Team All-ACC honors in back-to-back years, a first for a Tiger wideout in 25 years.

The play of Swinney's wide receivers was a big reason Clemson led the ACC in total offense, rushing offense, and scoring offense during the 2006 season, just the second time an ACC team led the conference in all three categories during the previous 25 seasons. The Tigers also led the league and set school records for yards per play (6.5) and touchdowns (55).

In 2007, Swinney coached Kelly, a First-Team All-ACC selection who led the league in receiving yards per game and touchdown catches (11). He also finished second in receptions per game with a school-record 88 catches, tied

for the second-highest total in ACC history. His 11 touchdown catches were a Tiger record as well.

Kelly is Clemson's and the ACC's career reception leader with 232 catches. He also owns the school touchdown reception record with 20. The previous record of 18 was held by Glenn Smith, who established the record in 1951.

The Alabama native has a reputation as one of the top recruiters in the nation. In 2006, he was listed as the #5 recruiter in the nation by Rivals.com. It marked the second straight year that he was lauded by the website as a top-25 national recruiter. He signed 38 players in his five recruiting seasons as an assistant coach and was a major reason Clemson's 2008 recruiting class was rated #2 in the nation by ESPN.com when he signed 11 players. He was named one of the top-25 recruiters in the nation by Rivals.com in 2007 as well.

When Swinney accepted the interim head coaching position on October 13, 2008, he described his feelings as "bittersweet" because he was taking over for Bowden, who had been his first position coach at Alabama in 1989. He had also brought Swinney back to the coaching profession in 2003 and has had a profound effect on his life. Both had followed similar paths as players, as Bowden was a walk-on at West Virginia and Swinney was a walk-on at Alabama.

Swinney received a commerce & business administration degree from Alabama in 1993 after lettering three times (1990-92). A walk-on who went on to earn a scholarship, Swinney was a wide receiver on Alabama's 1992 National Championship team. He was also named Academic All-SEC along with being an SEC Scholar-Athlete Honor Roll member in 1990 and 1992.

Along with his appearance in the 1993 Sugar Bowl, his Alabama teams played in the 1990 Sugar Bowl, 1991 Fiesta Bowl, and 1991 Blockbuster Bowl. Both Sugar Bowl appearances came after winning the SEC Championship game.

After his playing career, Swinney served as a graduate assistant from 1993-95 at Alabama, where he coached in the 1994 Gator Bowl and 1995 Citrus Bowl. In December of 1995, he received a master's degree in business administration from Alabama.

He became a full-time assistant coach at Alabama in February of 1996 under Head Coach Gene Stallings (now in the Hall of Fame) and coached a total of five seasons there on a full-time basis. He was assigned to coach the Crimson Tide's wide receivers and tight ends in 1996, a season that saw Alabama win the SEC Western Division title and make an Outback Bowl appearance. The following



year, he solely coached the tight ends under Head Coach Mike DuBose.

In 1998, he coached Alabama's wide receivers, a position he held for three seasons. At the end of the 1999 campaign, Swinney coached the Crimson Tide in the 2000 Orange Bowl after winning the SEC Championship game. Wide receiver Freddie Milons was the game MVP.

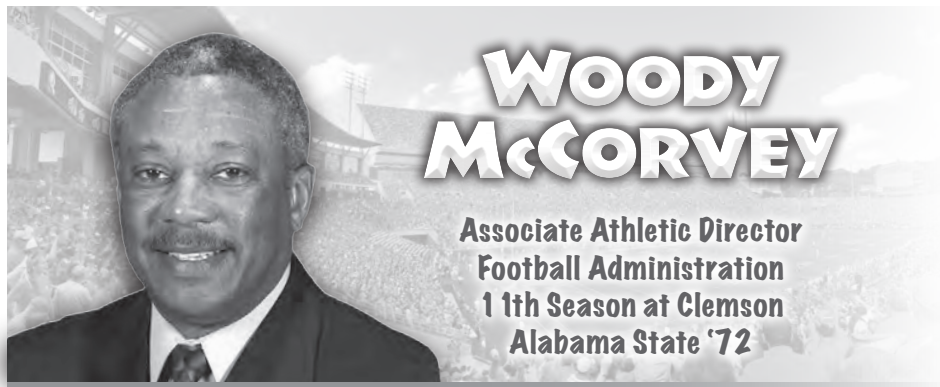
During his time at Alabama, Swinney was a part of six teams with at least 10 wins, five top-10 finishes, one national title (1992), three SEC Championships (1989,92,99), and five SEC Western Division titles (1992,93,94,96,99) as a player and coach. He has coached the #2 receiver at Alabama (Milons) along with the #1 (Kelly) and #2 (Hamilton) receivers in Tiger history.

As an assistant coach, he had 20 former players either drafted or sign free-agent contracts with NFL teams. The list includes Hamilton, Currie, Kevin Youngblood, Stuckey, and Milons, an All-American at Alabama.

From April of 2001 through February of 2003, Swinney was in private business in Alabama. He married the former Kathleen Bassett in 1994. They have three sons, Will (14), Drew (12), and Clay (9).



FOOTBALL ADMINISTRATION



WOODY McCORVEY

Associate Athletic Director
Football Administration
1 1th Season at Clemson
Alabama State '72

Woody McCorvey returned to Clemson after 20 years to become Associate Athletic Director for Football Administration on Dabo Swinney's first staff in 2009. McCorvey was Swinney's position coach during his playing days at Alabama and served as wide receivers and tight ends coach on Danny Ford's Tiger staff from 1983-89.

McCorvey serves as the primary liaison between Swinney and the athletic and IPTAY administration. He also oversees the management of the football administrative offices.

His return has had a positive effect on the program. Just three years after his return, the Tigers won their first

ACC title in 20 years. The program has won two ACC Atlantic Division titles, been to three bowl games, and finished ranked in the top 25 twice.

He supervises the football budget and works with the staff at Vickers Hall to oversee the team's academic progress. Clemson had five players named to the All-ACC Academic team in 2011 and Clemson's APR score in 2012 was seventh-best among Division I programs. He also makes speaking engagements and represents the football staff at various meetings and functions.

"He is my national security advisor," said Swinney. "My experience with him dates to my days as a player at Alabama when he was my position coach. He coached at Clemson in the 1980s under Ford and knows all about our winning tradition. He has been a part of 12 conference championship teams in his impressive career."

McCorvey worked seven seasons at Clemson between 1983-89. With McCorvey coaching the tight ends from 1983-85 and the wide receivers from 1986-89, Clemson posted a 60-19-3 record and won three ACC titles. During that time, the Tigers were invited to the 1985 Independence Bowl, the 1986 and 1989 Gator Bowls, and the 1988 and 1989 Citrus Bowls. Clemson posted a 10-2 record in each of his last three seasons under Ford.

Among the players he recruited were future Pro Bowlers Donnell Woolford and Chester McGlockton. He also coached NFL players Keith Jennings and K.D. Dunn.

McCorvey coached at the Division I level for 26 years and went to a bowl game 17 of those seasons. Overall, he had 36 years of experience as a football coach. He coached or signed 36 players who went on to a professional football career as well.

From 1990-08, he coached in the SEC every year, including each of the last five at Mississippi State, where he served as assistant head coach and offensive coordinator in addition to coaching the quarterbacks. He was a big reason the Bulldogs won eight games, including wins over Auburn, Alabama, and Mississippi, in 2007. He also coached running back Anthony Dixon, who was a sixth-round draft pick by the 49ers in 2010, and Kyle Love, a free-agent signee.

McCorvey coached at Tennessee for five years (1999-03). With him heading the running game, the Volunteers had a 46-14 record. He helped guide Tennessee to the 2000 Fiesta Bowl, 2001 Cotton Bowl, 2002 Citrus Bowl, and



2002 and 2003 Peach Bowls. Tennessee won three consecutive New Year's Day Bowl games from 2000-02 as well.

Under McCorvey's leadership, Tennessee maintained the school's reputation of having an outstanding rushing attack. The Volunteers led the SEC in rushing in 1999, averaging 191.3 yards per game. His work helped tailback Travis Stephens pace the SEC in rushing yards (1,464) in 2001. One year prior, McCorvey helped tailback Travis Henry finish second in the league and 14th in the nation in rushing yards (1,314). Another of his protégés was Jamal Lewis, who finished in the top five on the Tennessee career rushing list and was the #5 overall pick of the 2000 NFL draft. He has gone on to an All-Pro career in the NFL.

Prior to joining the staff at Tennessee, McCorvey worked one season at South Carolina, where he served as the wide receivers coach in 1998 under former Tiger Assistant Coach Brad Scott.

McCorvey took the South Carolina job following an eight-year stay at Alabama from 1990-97. He served seven seasons as its wide receivers coach and the 1996 campaign as offensive coordinator. He was the assistant head coach in 1997 as well.

Alabama had five top-25 final rankings in his tenure, including three seasons in the top five. The Crimson Tide won the 1992 national title with McCorvey serving as wide receivers coach and Swinney as one of his student-athletes. That season culminated with a 34-13 win over heavily-favored Miami (FL) in the Sugar Bowl. Current Tiger Assistant Coach Danny Pearman was also on that staff.

During the 1990-96 era, Alabama posted a 70-16-1 record and played in six bowl games. With McCorvey at the controls of the offense in 1996, Alabama finished 10-3, including a win over Michigan in the Outback Bowl.

Alabama's players flourished under his guidance. As offensive coordinator, running back Shaun Alexander established many school records and later went on to a Pro Bowl career with the Seattle Seahawks. In 1993, David Palmer established school records for catches and receiving yards along with earning first-team All-America honors. Palmer was third in the Heisman Trophy balloting, the highest finish in history for an Alabama player at the time.

From 1979-82, he served as an assistant coach at Alabama A&M and helped that program to the #6 rushing offense in Division II in 1981 after finishing 11th in the nation in scoring offense in 1980. McCorvey began his collegiate coaching career at North Carolina Central in 1978.

McCorvey began his coaching career with a six-year stint (1972-77) at J.M. Tate Senior High School in Florida. A quarterback at Alabama State from 1968-71, McCorvey earned his bachelor's degree from Alabama State in 1972 and a master's degree from West Florida in 1977.

In 2010, McCorvey was inducted into the Atmore (AL) Hall of Fame. The Atmore, AL native is married to the former Ann Brown. The couple has a son, Marlon.

McCORVEY'S COACHING EXPERIENCE

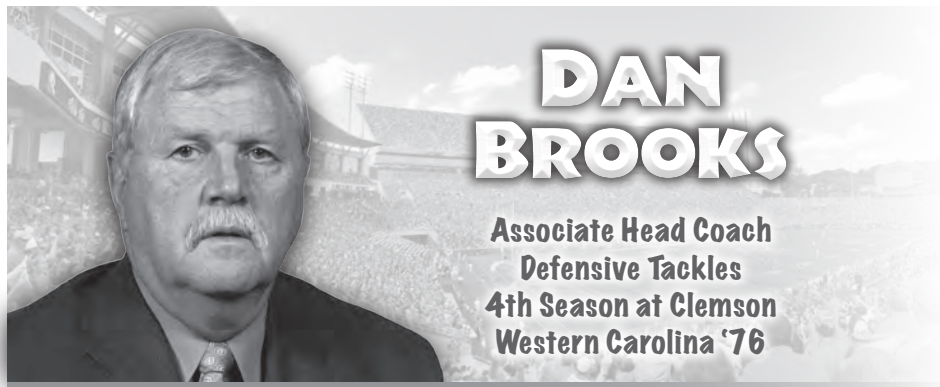
Year(s)	School	Location
1972-77	Tate High School	Pensacola, FL
1978	North Carolina Central	Durham, NC
1979-82	Alabama A&M	Huntsville, AL
1983-89	Clemson	Clemson, SC
1990-97	Alabama	Tuscaloosa, AL
1998	South Carolina	Columbia, SC
1999-04	Tennessee	Knoxville, TN
2004-08	Mississippi State	Starkville, MS





- OVERVIEW
- COACHES
- UNIVERSITY
- TRADITIONS
- PLAYERS
- REVIEW
- OPPONENTS
- RECORDS

COACHING STAFF



DAN BROOKS

**Associate Head Coach
Defensive Tackles
4th Season at Clemson
Western Carolina '76**

- Played a big role in Clemson winning the 2011 ACC title for the first time in 20 years. He has been on the staff of two ACC Atlantic Division titles in the last three years.
- Coached Brandon Thompson and Rennie Moore to solid seasons in 2011. Thompson was among the best defensive tackle prospects in the nation and was a Second-Team All-ACC selection.
- In 2010, he coached Jarvis Jenkins to a First-Team All-ACC season. His defensive tackles were a big reason Clemson was 13th in the nation in scoring defense in 2010.
- Finalist for defensive line coach-of-the-year according to FootballScoop.com in 2010.
- Helped Clemson to an ACC Atlantic Division title and a top-25 final ranking in his first year at Clemson in 2009. The Tigers were 12th in the nation in tackles for loss.
- Clemson finished in the top 25 in the nation in seven defensive categories in 2009.
- Has coached 343 games as a full-time assistant coach, more than any other member of the Tiger coaching staff.
- Coached the previous 15 years at Tennessee under Head Coach Phillip Fulmer. He coached in 13 bowl games during those 15 years and was a part of eight teams that won at

THE BROOKS FILE

Playing Experience

Began his football career at Appalachian State in 1969...transferred to Western Carolina and played in 1973.

Education

Earned an undergraduate degree from Western Carolina in 1976...master's degree from Florida in 1984.

Personal Data

Born June 25, 1951 in Sparta, NC...he and his wife, Kathy, have two children (Tara, Rhett).

least 10 games. The Volunteers finished in the top 25 of the polls in 12 of those seasons.

- Tennessee was third in the nation in total defense, allowing just 263.5 yards per game, in 2008. The Volunteers were 10th in scoring defense and 12th in rushing defense.
- Coached first-round draft picks Shaun Ellis, Justin Harell, and John Henderson. Henderson won the 2000 Outland Trophy.



- Served as Tennessee's recruiting coordinator from 1999-02.
- Coached on the 1998 Tennessee staff that won the national title with a 13-0 record. That team had six wins over top-25 teams and gave up just five rushing touchdowns.
- Tennessee won back-to-back SEC titles in 1997 and 1998.
- Coached six years under Head Coach Mack Brown at North Carolina from 1988-93. He helped the resurgence of North Carolina during that era, culminating with a 9-3 record in 1992 and a 10-3 mark in 1993.
- Coached five years at Florida from 1983-87. The Gators played in two bowl games, including the Gator Bowl in 1983, and finished in the top 10 of the AP poll.
- Coached former Clemson star and NFL All-Pro running back Kevin Mack in high school in the 1970s.

Year	School	Position(s)	W-L	Bowl
1974	Western Carolina	SA	9-1	
1975	Western Carolina	SA	3-7	
1983	Florida	GA	9-2-1	Gator
1984	Florida	DL	9-1-1	
1985	Florida	DL	9-1-1	
1986	Florida	DL	6-5	
1987	Florida	DL	6-6	Aloha
1988	North Carolina	DL	1-10	
1989	North Carolina	DL	1-10	
1990	North Carolina	DL	6-4-1	
1991	North Carolina	DL	7-4	
1992	North Carolina	DL	9-3	Peach
1993	North Carolina	DL	10-3	Outback
1994	Tennessee	DL	8-4	Gator
1995	Tennessee	DL	11-1	Citrus
1996	Tennessee	DL	10-2	Citrus
1997	Tennessee	DL	11-2	Orange
1998	Tennessee	DL	13-0	Fiesta
1999	Tennessee	DL	9-3	Fiesta
2000	Tennessee	DL	8-4	Cotton
2001	Tennessee	DL	11-2	Citrus
2002	Tennessee	DL	8-5	Peach
2003	Tennessee	DL	10-3	Peach
2004	Tennessee	DL	10-3	Cotton
2005	Tennessee	DL	5-6	
2006	Tennessee	DL	9-4	Outback
2007	Tennessee	DL	10-4	Outback
2008	Tennessee	DL	5-7	
2009	Clemson	DT	9-5	Music City
2010	Clemson	AHC,DT	6-7	Meineke Car Care
2011	Clemson	AHC,DT	10-4	Orange

Years as a full-time college coach: 28
 Winning Seasons: 22
 Bowl Seasons: 19
 Record as an assistant coach: 227-113-3 (.666)
 Record at Clemson: 25-16 (.610)



CLEMSONTIGERS.COM



COACHING STAFF

- OVERVIEW
- COACHES
- UNIVERSITY
- TRADITIONS
- PLAYERS
- REVIEW
- OPPONENTS
- RECORDS



DANNY PEARMAN

**Assistant Head Coach
Special Teams Coordinator & Tight Ends
5th Season at Clemson
Clemson '87**

- Played a big role in Clemson winning the 2011 ACC title for the first time in 20 years. He has been on the staff of two ACC Atlantic Division titles in the last three years.
- Coached Dwayne Allen in 2011. He won the John Mackey Award and was a first-team All-American. Allen set school records for receptions (50), receiving yards (598), and receiving touchdowns (8) by a tight end.
- Helped Clemson to an ACC Atlantic Division title and a top-25 final AP ranking in his first year as a full-time coach at Clemson in 2009.
- In 2010, he coached tackle Chris Hairston to a First-Team All-ACC season and tight end Dwayne Allen to Second-Team All-ACC honors.
- In 2009, his tight ends had 54 catches, most-ever for the position in Tiger history at the time. He coached First-Team All-ACC tight end Michael Palmer and Hairston, a Second-Team All-ACC tackle.
- Joined the staff in December, 2008 and coached in the 2009 Gator Bowl. He joined a small group of people who have played for Clemson in a bowl game and later coached the Tigers in a bowl game.
- One of three Clemson graduates on the coaching staff (Tony Elliott, Jeff Scott). He played tight end on Clemson's 1986 and 1987 ACC title teams, then he served as a graduate assistant on the Tigers' 1988 ACC Championship team.

THE PEARMAN FILE

Playing Experience

Lettered three times as a tight end at Clemson (1985-87)... strength & conditioning All-American (1987).

Bowl Participation as a Player

1985 Independence Bowl...1986 Gator Bowl...1988 Citrus Bowl.


Education

Bachelor's degree in finance from Clemson in 1987...master of business administration from Clemson in 1989.

Personal Data

Born February 17, 1965...he and his wife, Kristy, have one daughter (Taylor) and two sons (Tanner, Trent).

- In 21 years as a full-time Division I coach, his teams have played in 17 bowl games. Including three years as a graduate assistant coach, it is 20 bowl games in 24 seasons.
- In his second of eight years at Alabama, he directed the offensive tackles and served as special teams coordinator on its 1992 national title team. It defeated Miami (FL) in the Sugar Bowl to claim the title.
- Alabama made six bowl appearances in eight years on the staff. Alabama won the SEC Western Division five times.



- Served on the same Alabama staff with current Clemson Head Coach Dabo Swinney from 1993-97.
- After eight years at Alabama, he moved to Virginia Tech, where he worked eight years under Frank Beamer.
- Virginia Tech played Florida State for the National Championship in the Sugar Bowl in 1999, so Pearman has coached in the National Championship game in the Sugar Bowl with two different schools.
- Coached tight ends at Virginia Tech and was also a special teams assistant.
- Coached at North Carolina in 2006, Duke in 2007, and Maryland in 2008, so he is very familiar with the ACC. He helped Maryland to the Humanitarian Bowl in 2008.

Year	School	Position(s)	W-L	Bowl
1988	Clemson	GA	10-2	Citrus
1989	Clemson	GA	10-2	Gator
1990	Alabama	GA	7-5	Fiesta
1991	Alabama	STC,OT	11-1	Blockbuster
1992	Alabama	STC,OT	13-0	Sugar
1993	Alabama	STC,OT	9-3-1	Gator
1994	Alabama	STC,OT	12-1	Citrus
1995	Alabama	STC,OT	8-3	
1996	Alabama	STC,OT	10-3	Outback
1997	Alabama	STC,DT	4-7	
1998	Virginia Tech	STA,OT,TE	9-3	Music City
1999	Virginia Tech	STA,OT,TE	11-1	Sugar
2000	Virginia Tech	STA,OT,TE	11-1	Gator
2001	Virginia Tech	STA,OT,TE	8-4	Gator
2002	Virginia Tech	STA,OT,TE	10-4	San Francisco
2003	Virginia Tech	STA,OT,TE	8-5	Insight
2004	Virginia Tech	STA,OT,TE	10-3	Sugar
2005	Virginia Tech	STA,OT,TE	11-2	Gator
2006	North Carolina	STA,DE	3-9	
2007	Duke	STC,TE	1-11	
2008	Maryland	STC,TE,HB	7-5	Humanitarian
	Clemson	OT,TE	0-1	Gator
2009	Clemson	AHC,OT,TE	9-5	Music City
2010	Clemson	AHC,OT,TE	6-7	Meineke Car Care
2011	Clemson	AHC,STC,TE	10-4	Orange

Years as a full-time college coach:..... 21
 Winning Seasons:..... 17
 Bowl Seasons:..... 17
 Record as an assistant coach:..... 181-83-1 (.685)
 Record at Clemson:25-17 (.595)



CLEMSONTIGERS.COM



- OVERVIEW
- COACHES
- UNIVERSITY
- TRADITIONS
- PLAYERS
- REVIEW
- OPPONENTS
- RECORDS

COACHING STAFF



CHAD MORRIS

**Offensive Coordinator
Quarterbacks
2nd Season at Clemson
Texas A&M '92**

- A big reason Clemson won the 2011 ACC title for the first time in 20 years. Clemson also won 10 games for the first time in 21 years and defeated four top-25 teams.
- National Offensive Coordinator-of-the-Year according to Rivals.com in 2011.
- Led the 2011 Clemson offense to many school records, including total yards per game (440.8) and points (470).
- Molded Tajh Boyd into a First-Team All-ACC pick who set Tiger records for passing yards and passing touchdowns in 2011. Clemson also had a 1,000-yard rusher (Andre Ellington) and 1,000-yard receiver (Sammy Watkins).
- Served as offensive coordinator and associate head coach at Tulsa in 2010 and guided that offense to among the best in the nation. That offense was a big reason Tulsa improved from 5-7 in 2009 to 10-3 in 2010. The Golden Hurricane won its last seven games.
- Was 13th in the nation in passing offense (288.7) and 15th in rushing offense (216.9) in 2010. Its 505.6 total offense yards per game were fifth-most in the nation. Tulsa was the only school in the top 15 in the nation in rushing and passing offense.
- Tulsa averaged 41.4 points per game, eighth-most in the nation, and scored at least 28 points in 12 of its 13 games.

THE MORRIS FILE

Education

Earned an undergraduate degree in mathematics with a minor in statistics from Texas A&M in 1992.

Personal Data

Born December 4, 1968 in Edgewood, TX...he and his wife, Paula, have two children, a daughter, MacKenzie, and son, Chandler.

- Tulsa was fifth nationally in first downs (25.6) and tied for fifth in touchdowns scored from the red zone (46). His offense scored 64 touchdowns overall on scrimmage plays (32 rushing, 32 passing). The team totaled 1,006 plays (537 rushes, 469 passes) in 2010.
- G.J. Kinne was fourth in the nation in total offense (323.9) in 2010 and Damaris Johnson was first in all-purpose yards (202.2).
- Won 82 percent of his games as a high school coach in Texas. He led Lake Travis High School to back-to-back, undefeated (16-0) state championship seasons. He won three state titles overall and played in six state champi-



- onship games in his high school coaching career. He also won a state title at Bay City High in 2000.
- In 16 years as a head coach at the high school level, he had a 169-38 record (.816). He earned coach-of-the-year honors in 11 of those 16 years.
- His 2008 team was ranked #2 in the nation by **USA Today** and #8 by Rivals.com, while his 2009 team was ranked #2 by Rivals.com and #9 by **USA Today**.
- Coached Jevan Snead (Mississippi), Kody Spano (Nebraska), Andrew Smith (North Texas), and Scott Elliott (Tulane) during his high school coaching career.



Year	School	Position(s)	W-L	Bowl
1994	Eustace (TX) HS	HC	5-5	
1995	Eustace (TX) HS	HC	5-5	
1996	Eustace (TX) HS	HC	7-3	
1997	Eustace (TX) HS	HC	11-1	
1998	Elysian Fields (TX) HS	HC	12-4	
1999	Elysian Fields (TX) HS	HC	14-2	
2000	Bay City (TX) HS	HC	14-1	
2001	Bay City (TX) HS	HC	14-2	
2002	Bay City (TX) HS	HC	6-5	
2003	Stephenville (TX) HS	HC	6-4	
2004	Stephenville (TX) HS	HC	10-1	
2005	Stephenville (TX) HS	HC	13-1	
2006	Stephenville (TX) HS	HC	10-2	
2007	Stephenville (TX) HS	HC	10-2	
2008	Lake Travis (TX) HS	HC	16-0	
2009	Lake Travis (TX) HS	HC	16-0	
2010	Tulsa	AHC,OC,QB	10-3	Hawaii
2011	Clemson	OC,QB	10-4	Orange

Years as a full-time college coach:.....2
 Winning Seasons:.....2
 Bowl Seasons:.....2
 Record as an assistant coach:.....20-7 (.741)
 Record at Clemson:.....10-4 (.714)



- OVERVIEW
- COACHES
- UNIVERSITY
- TRADITIONS
- PLAYERS
- REVIEW
- OPPONENTS
- RECORDS

COACHING STAFF



BRENT VENABLES

**Defensive Coordinator
Linebackers
1st Season at Clemson
Kansas State '92**

- Coached 13 years (1999-11) at Oklahoma and three years (1996-98) at Kansas State. He also was a graduate assistant coach for three seasons (1993-95) at Kansas State.
- In his 16 years as a full-time assistant coach, his teams have 16 winning seasons, have been to 16 bowl games, and won at least 10 games 13 times.
- Has coached in nine bowl games that are currently considered BCS bowls. He has also coached in two Cotton Bowl games.
- Served as co-defensive coordinator at Oklahoma (1999-03) and defensive coordinator at Oklahoma (2004-11).
- Linebackers under his direction were named Big 12 Defensive Player-of-the-Year five times and Big 12 Defensive Newcomer-of-the-Year five times. He also coached two Butkus Award winners and two other Butkus Award finalists.
- His 2010 defense was #13 in the nation in pass efficiency defense and #7 in turnover margin.
- In 2008, his defense was in the top three in nearly every Big 12 defensive category despite facing 11 of the top-50 scoring offenses in the nation.
- Broyles Award finalist in 2006 when Oklahoma led the Big 12 in total defense and scoring defense.

THE VENABLES FILE

Playing Experience

Played two seasons (1989,90) at Garden City (KS) Community College...lettered two times as a linebacker at Kansas State (1991,92).

Education

Graduated from Kansas State in 1992.

Personal Data

Born December 18, 1970...he and his wife, Julie, have two sons, Jake and Tyler, and two daughters, Laney and Addie.

- His 2005 defense was #4 in the nation in rushing defense and #13 in total defense.
- In 2004, Oklahoma was #11 in the nation in scoring defense, #11 in rushing defense, and #13 in total defense.
- Oklahoma was #1 in the nation in total defense, #1 in passing defense, #2 in pass efficiency defense, #3 in scoring defense, and #5 in turnover margin in 2003.
- His 2002 defense was in the top 10 in the nation in scoring defense, passing defense, and total defense.



- In 2001, his defense was #4 in the nation in scoring defense, #4 in total defense, #5 in pass efficiency defense, #6 in takeaways, and #7 in rushing defense.
- Owns a National Championship ring as co-defensive coordinator and linebackers coach at Oklahoma in 2000 when the Sooners had a 13-0 record.
- All three of his 1997 linebackers at Kansas State were all-conference selections.
- As a player at Kansas State, he was Honorable Mention All-Big Eight in 1992 with 124 tackles. He was also an All-American at Garden City (KS) Community College who recorded 276 career tackles.

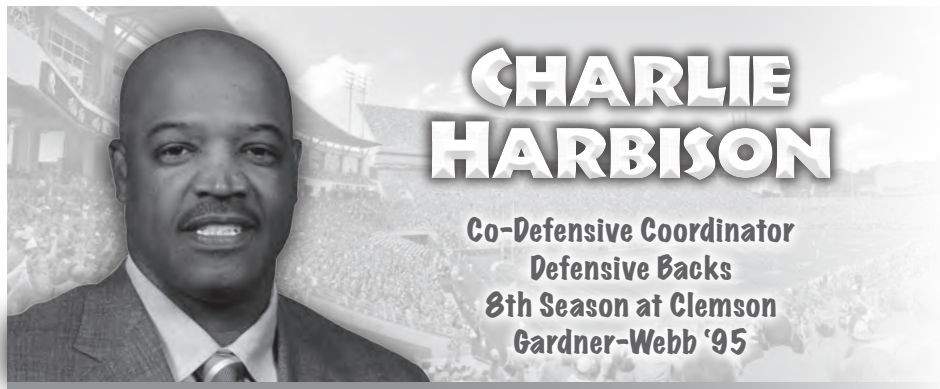


Year	School	Position(s)	W-L	Bowl
1993	Kansas State	GA	9-2-1	Copper
1994	Kansas State	GA	9-3	Aloha
1995	Kansas State	GA	10-2	Holiday
1996	Kansas State	LB	9-3	Cotton
1997	Kansas State	LB	11-1	Fiesta
1998	Kansas State	LB,DRGC	11-2	Alamo
1999	Oklahoma	Co-DC,LB	7-5	Independence
2000	Oklahoma	Co-DC,LB	13-0	Orange
2001	Oklahoma	Co-DC,LB	11-2	Cotton
2002	Oklahoma	Co-DC,LB	12-2	Rose
2003	Oklahoma	Co-DC,LB	12-2	Sugar
2004	Oklahoma	AHC,DC,LB	12-1	Orange
2005	Oklahoma	AHC,DC,LB	8-4	Holiday
2006	Oklahoma	AHC,DC,LB	11-3	Fiesta
2007	Oklahoma	AHC,DC,LB	11-3	Fiesta
2008	Oklahoma	AHC,DC,LB	12-2	BCS Championship
2009	Oklahoma	AHC,DC,LB	8-5	Sun
2010	Oklahoma	AHC,DC,LB	12-2	Fiesta
2011	Oklahoma	AHC,DC,LB	10-3	Insight

Years as a full-time college coach: 16
Winning Seasons:..... 16
Bowl Seasons: 16
Record as an assistant coach:..... 170-40 (.810)
Record at Clemson: 0-0



COACHING STAFF



CHARLIE HARBISON

**Co-Defensive Coordinator
Defensive Backs
8th Season at Clemson
Gardner-Webb '95**

- In his second tour of duty at Clemson. He served as defensive backs coach under Head Coach Tommy West from 1995-97. He has coached in seven bowl games in his seven years at Clemson.
- A big reason Clemson won the 2011 ACC Championship for the first time in 20 years.
- In 2011, he coached cornerback Coty Sensabaugh, who had 14 passes defensed.
- Clemson was in the top 26 in the nation in pass efficiency defense in 2009 and 2010.
- Coached first-team All-American DeAndre McDaniel in 2009 and 2010. McDaniel led the ACC and was tied for third in the nation in interceptions (8) in 2009. He was also named First-Team All-ACC both seasons.
- Named one of nation's top-25 recruiters by **Rivals** in 2010.
- Helped Clemson to a top-25 final ranking and the ACC Atlantic Division title in 2009. Clemson had 21 interceptions, fifth-most in Tiger history and tied for fifth-most in the nation. Clemson was #7 nationally in pass defense.
- From 1995-97, he helped the Tigers to three bowl games (1996 Gator, 1996 Peach, 1998 Peach).
- Coached great players in the 1990s at Clemson, including nine-time Pro Bowl selection Brian Dawkins. He was an All-

THE HARBISON FILE

Playing Experience

Played four years as a defensive back at Gardner-Webb (1978-81) and had 11 career interceptions...signed as a free agent with the Buffalo Bills (1982)...played in the USFL in 1983,84.

Education

B.S. degree in business administration from Gardner-Webb in 1995.

Personal Data

Born October 27, 1959...married to the former Tammy McCluney... the couple has four children (Charlie, Stedman, Masai, Msiba).




American and led the ACC in interceptions in Harbison's first year at Clemson (1995).

- Came to Clemson from Mississippi State, where he was defensive coordinator and safeties coach. The Bulldogs were seventh in the nation in pass defense and 20th in the nation in pass efficiency defense in 2007.
- Has had two tours of duty at Alabama (1998-00, 2003-06). He helped Alabama to five bowl games in seven total

- years, including 1999 when the Crimson Tide won the SEC title. Alabama finished ranked #8 in the nation that year. He coached defensive backs in his first tour of duty and wide receivers the second time around at Alabama.
- Coached at Louisiana State under Head Coach Nick Saban in 2001 and 2002. The 2001 team won the SEC title and ranked #7 in the final **AP** poll with a 10-3 record. Louisiana State played in two bowl games in his two years there.
- Started his coaching career at Gardner-Webb in 1984.
- Has experience coaching in the Arena Football League and World League of American Football.

Year	School	Position(s)	W-L	Bowl
1984	Gardner-Webb	DB	4-6	
1988	East Lincoln (NC) HS	LB		
1990	Charlotte (MLFS)	LB		
1991	Raleigh-Durham (WIAF)	STC,DB	0-10	
	Lincolnton (NC) HS	DB	9-2	
1992	Gardner-Webb	WR	12-2	
1993	Charlotte (AFL)	DB,WR	6-6	
	Gardner-Webb	WR	1-9	
1994	Charlotte (AFL)	DC,DB	5-7	
	Texas-El Paso	DB	3-7-1	
1995	Clemson	DB	8-4	Gator
1996	Clemson	DB	7-5	Peach
1997	Clemson	DB	7-5	Peach
1998	Alabama	DB	7-5	Music City
1999	Alabama	DB	10-3	Orange
2000	Alabama	DB	3-8	
2001	Louisiana State	DB	10-3	Sugar
2002	Louisiana State	DB	8-5	Cotton
2003	Alabama	WR	4-9	
2004	Alabama	WR	6-6	Music City
2005	Alabama	WR	10-2	Cotton
2006	Alabama	WR	6-7	Independence
2007	Mississippi State	S	8-5	Liberty
2008	Mississippi State	DC,S	4-8	
	Clemson	DB	0-1	Gator
2009	Clemson	DB	9-5	Music City
2010	Clemson	Co-DC,DB	6-7	Meineke Car Care
2011	Clemson	Co-DC,DB	10-4	Orange

Years as a full-time college coach: 21
 Winning Seasons:..... 12
 Bowl Seasons:..... 14
 Record as an assistant coach:.....143-116-1 (.552)
 Record at Clemson:47-31 (.603)





COACHING STAFF

- OVERVIEW
- COACHES
- UNIVERSITY
- TRADITIONS
- PLAYERS
- REVIEW
- OPPONENTS
- RECORDS



MARION HOBBY

**Co-Defensive Coordinator (Running Game)
Defensive Ends
3rd Season at Clemson
Tennessee '95**

- A big reason Clemson won the 2011 ACC Championship for the first time in 20 years.
- In 2011, he coached second-team All-American and First-Team All-ACC defensive end Andre Branch, who led the ACC with 10.5 sacks and 17 tackles for loss. Branch was also one of six finalists for the Ted Hendricks Award.
- Returned to Clemson after spending three years (2008-10) at Duke. He served as assistant head coach, defensive coordinator, and defensive line coach under Duke Head Coach David Cutcliffe.
- In 2008, Duke's defense held opponents to 23.4 points per game, best in 20 years, and held three opponents to less than 10 points, a first for the program since 1976.
- This is his second tour of duty at Clemson. He served as defensive line coach in 2005, helping the Tigers to an 8-4 record and a top-25 finish in the AP poll. Clemson was 11th in the nation in scoring defense (17.6). Clemson was also in the top 25 in the country in total defense, rushing defense, and pass efficiency defense.
- Has NFL experience, as he was an assistant coach with the New Orleans Saints in 2006 and 2007. The 2006 Saints had a 10-6 record and won the NFC South. Among his players that year was defensive end Will Smith, who had 10.5 sacks and started in the Pro Bowl.

THE HOBBY FILE

Playing Experience

Lettered four times as a defensive end at Tennessee (1986-89)... three-year starter...played three seasons (42 games) in the NFL with the New England Patriots.

Bowl Participation as a Player

1986 Sugar Bowl...1986 Liberty Bowl...1988 Peach Bowl...1990 Cotton Bowl.

Education

B.S. degree from Tennessee in 1995.

Personal Data

Born November 7, 1966 in Irondale, AL...he and his wife, Constance, have three daughters, Maria, Mariah, and Camille.

- Prior to coming to Clemson, he worked for Cutcliffe at Mississippi for six seasons (1999-04). During that time, the Rebels had a 44-29 record and four bowl wins.
- In his first year at Mississippi in 1999, the Rebels were fourth in the nation in rushing defense (78.1).
- Started in coaching in 1995 with the defensive tackles at Tennessee-Martin. He served two seasons at Louisiana-



Lafayette as strength & conditioning coach (1996) and defensive tackles coach (1997) before spending one year at Tennessee as assistant strength & conditioning coach. Tennessee won the national title in 1998.

- First-Team All-SEC pick in 1989 and was named to Tennessee's 100-year anniversary team. A third-round draft pick (#74 overall) of the Vikings, he played three years (1990-92) with the Patriots. He played 42 NFL games and had five sacks, including three as a rookie in 1990.

Year	School/Team	Position(s)	W-L	Bowl
1995	Tennessee-Martin	DT	5-6	
1997	Louisiana-Lafayette	DT	1-10	
1999	Mississippi	DE	8-4	Independence
2000	Mississippi	DE	7-5	Music City
2001	Mississippi	DE	7-4	
2002	Mississippi	DE	7-6	Independence
2003	Mississippi	DE	10-3	Cotton
2004	Mississippi	DE	4-7	
2005	Clemson	DL	8-4	Champs Sports
2006	New Orleans Saints	DL	10-6	
2007	New Orleans Saints	DL	7-9	
2008	Duke	AHC,DC,DL	4-8	
2009	Duke	AHC,DC,DL	5-7	
2010	Duke	AHC,DC,DL	3-9	
2011	Clemson	DE	10-4	Orange

Years as a full-time college coach: 13
 Winning Seasons: 7
 Bowl Seasons: 6
 Record as an assistant coach: 79-77 (.506)
 Record at Clemson: 18-8 (.692)





COACHING STAFF



JEFF SCOTT

**Recruiting Coordinator
Wide Receivers
5th Season at Clemson
Clemson '03**

- Named one of the top-25 recruiters in the nation according to Rivals.com in 2012.
- Clemson has been to a bowl game each of his four years as a full-time assistant coach.
- Played a big role in Clemson winning the 2011 ACC title for the first time in 20 years. He has been on the staff of two ACC Atlantic Division titles in the last three years.
- In 2011, he coached one of the top receiving duos in school history in Sammy Watkins and DeAndre Hopkins. Watkins, the national freshman-of-the-year and a first-team All-American, had 82 receptions for a school-record 1,219 yards and a school-record 12 receiving touchdowns. Hopkins had 72 receptions for 978 yards.
- Helped the Tigers to a top-25 AP ranking and the ACC Atlantic Division title in his first full season as an assistant coach in 2009. He mentored Jacoby Ford, a Second-Team All-ACC wideout who was an NFL draft pick by the Raiders.
- Took over as Clemson's recruiting coordinator in 2010 and the Tigers put together a top-20 signing class in his first season at the position. Clemson's class was ranked #19 by ESPN.com. Then in both 2011 and 2012, Clemson had consensus top-10 recruiting classes.

THE SCOTT FILE

Playing Experience

Lettered three years as a wide receiver and holder at Clemson (2000-02).

Bowl Participation as a Player

2001 Gator Bowl...2001 Humanitarian Bowl...2002 Tangerine Bowl.

Education

Degree in secondary education from Clemson in 2003.


Personal Data

Born December 28, 1980 in Arcadia, FL...married the former Sara McDaniel...son of former Clemson Assistant Coach Brad Scott (1999-10).

- In the second half of the 2008 season, he coached Aaron Kelly, the ACC's all-time leading receiver.
- Son of former Clemson Associate Head Coach Brad Scott, therefore Jeff was a part of the first full-time, father-son coaching combination in Tiger football history.



- One of three Clemson graduates on the staff (Tony Elliott and Danny Pearman are the others).
- A member of three bowl teams as a player at Clemson from 2000-02. He played in the 2001 Gator Bowl, 2001 Humanitarian Bowl, and 2002 Tangerine Bowl.
- Had his first full-time college job at Presbyterian College in 2007 as wide receivers coach, then came to Clemson as a graduate assistant in 2008. He moved into full-time status when Tommy Bowden resigned at midseason.
- Began his coaching career at Blythewood (SC) High School and won a state title in his first year and the program's first year. It is believed to be the first time that has happened in South Carolina high school football history.



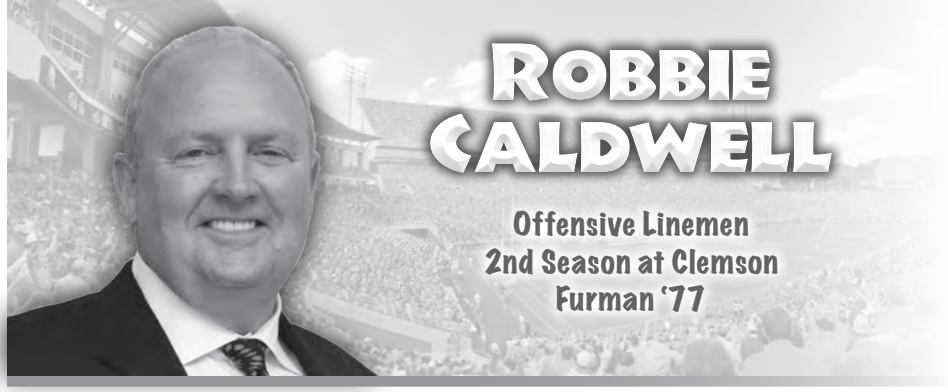
Year	School	Position(s)	W-L	Bowl
2006	Blythewood (SC) HS	HC	14-1	
2007	Presbyterian College	WR	6-5	
2008	Clemson	GA	3-3	
	Clemson	WR	4-3	Gator
2009	Clemson	RC,WR	9-5	Music City
2010	Clemson	RC,WR	6-7	Meineke Car Care
2011	Clemson	RC,WR	10-4	Orange

Years as a full-time college coach:5
 Winning Seasons:4
 Bowl Seasons:4
 Record as an assistant coach:35-24 (.593)
 Record at Clemson:29-19 (.604)



- OVERVIEW
- COACHES
- UNIVERSITY
- TRADITIONS
- PLAYERS
- REVIEW
- OPPONENTS
- RECORDS

COACHING STAFF



ROBBIE CALDWELL

**Offensive Linemen
2nd Season at Clemson
Furman '77**

- Has 34 years of experience in college coaching. He served as Vanderbilt's head coach in 2010 after eight years as offensive line coach with the Commodores.
- A big reason Clemson won the 2011 ACC Championship for the first time in 20 years.
- In 2011, he helped the Tiger offense set many school records, including yards per game (440.8). His center, Dalton Freeman, was a Rimington Trophy finalist and was a First-Team All-ACC selection.
- Moved with Dick Sheridan to N.C. State in 1986. He was a part of a resurgence of Wolfpack football, as he helped Sheridan turn the 3-8 team of 1985 into an 8-3-1 club that beat three AP top-25 teams in 1986. Caldwell was on the staff at N.C. State when it defeated Clemson three straight years (1986-88).
- Served under Sheridan for eight years and Furman won six league titles during that era. He coached eight first-team all-conference players and five recipients of the SoCon's Jacobs Blocking Trophy.

THE CALDWELL FILE

Playing Experience

Lettered three years at Furman under Art Baker, including his senior season (1975) when he was named team MVP and offensive captain.

Education

Earned a degree from Furman in 1977.

Personal Data

Born January 26, 1954 in Pageland, SC...he and his wife, Nora Lynn, have one daughter, Emsley.

- Coached the Wolfpack offensive line for 11 years, then added assistant head coaching responsibilities in his last three years. Fourteen of his players were All-ACC picks.
- Coached at North Carolina in 2000 and 2001. The 2001 Tar Heels won eight games.



- Joined Clemson graduate Bobby Johnson's staff at Vanderbilt in 2002.
- Was a part of the 2008 Vanderbilt staff that guided it to its first winning season and bowl game in 26 years. It defeated Boston College in the Music City Bowl, Vanderbilt's first bowl win since 1955. That year, Vanderbilt also defeated South Carolina and Auburn.
- Named Vanderbilt head coach in 2010 after Bobby Johnson retired. He won at Mississippi in his first road game.
- Started his coaching career as a student assistant at Furman under Art Baker in 1976 and became a full-time offensive line coach with the Paladins under Dick Sheridan in 1978. In 1977, he served as football and baseball coach at Hanahan (SC) High School.

Year	School	Position(s)	W-L	Bowl
1976	Furman	SA	6-4-1	
1978	Furman	OL	8-3	
1979	Furman	OL	5-6	
1980	Furman	OL	9-1-1	
1981	Furman	OL	8-3	
1982	Furman	OL	9-3	
1983	Furman	OL	10-2-1	
1984	Furman	OL	8-3	
1985	Furman	OL	12-2	
1986	N.C. State	OL	8-3-1	Peach
1987	N.C. State	OL	4-7	
1988	N.C. State	OL	8-3-1	Peach
1989	N.C. State	OL	7-5	Copper
1990	N.C. State	OL	7-5	All-American
1991	N.C. State	OL	9-3	Peach
1992	N.C. State	OL	9-3-1	Gator
1993	N.C. State	OL	7-5	Hall of Fame
1994	N.C. State	OL	9-3	Peach
1995	N.C. State	OL	3-8	
1996	N.C. State	OL	3-8	
1997	N.C. State	AHC,OL	6-5	
1998	N.C. State	AHC,OL	7-5	Micron PC
1999	N.C. State	AHC,OL	6-6	
2000	North Carolina	OL	6-5	
2001	North Carolina	OL	8-5	Peach
2002	Vanderbilt	AHC,OL	2-10	
2003	Vanderbilt	AHC,OL	2-10	
2004	Vanderbilt	AHC,OL	2-9	
2005	Vanderbilt	AHC,OL	5-6	
2006	Vanderbilt	AHC,OL	4-8	
2007	Vanderbilt	AHC,OL	5-7	
2008	Vanderbilt	AHC,OL	7-6	Music City
2009	Vanderbilt	AHC,OL	2-10	
2010	Vanderbilt	HC	2-10	
2011	Clemson	OL	10-4	Orange

Years as a full-time college coach: 34
 Winning Seasons: 21
 Bowl Seasons: 12
 Record as an assistant coach: 215-172-5 (.555)
 Record at Clemson: 10-4 (.714)



CLEMSONTIGERS.COM



- OVERVIEW
- COACHES
- UNIVERSITY
- TRADITIONS
- PLAYERS
- REVIEW
- OPPONENTS
- RECORDS

COACHING STAFF



TONY ELLIOTT

Running Backs
2nd Season at Clemson
Clemson '02

- A big reason Clemson won the 2011 ACC Championship for the first time in 20 years.
- Has played on and coached Clemson teams that have finished in the final **AP** top 25. He played on the 2003 team that finished #23 and coached running backs in 2011 when the Tigers finished #22.
- His 2011 running backs helped the Tigers set a school record for total yards per game (440.8). Andre Ellington was a Second-Team All-ACC selection who totaled 1,178 rushing yards and 11 touchdowns.
- Spent three years (2008-10) as wide receivers coach at Furman.
- Retained by new Furman Head Coach Bruce Fowler in December, 2010, but he accepted the position at Clemson the next month.
- In 2008, he coached All-SoCon performer Adam Mims, who had a team-high 58 receptions, and David Hendrix, who set a freshman record with 46 receptions. Mims continued to flourish under Elliott's guidance and ended his career with 198 catches for 2,433 yards.
- Earned his undergraduate degree in industrial engineering in 2002, was a First-Team Academic All-ACC selection, and a **CoSIDA** Academic District III team member.

THE ELLIOTT FILE

Playing Experience

Lettered four times as a wide receiver at Clemson (2000-03).

Bowl Participation as a Player

1999 Peach Bowl...2001 Gator Bowl...2001 Humanitarian Bowl...2002 Tangerine Bowl...2004 Peach Bowl.

Education

Graduated from Clemson with degree in industrial engineering in 2002 with a team-high 3.55 GPA.

Personal Data

Born November 26, 1979 in Watsonville, CA...married to the former Tamika Whitner of Spartanburg, SC.

- Entered the business world after his playing days were over at Clemson and worked with Michelin North America for two years.
- Returned to coaching in 2006 as an assistant at S.C. State. He helped the Bulldogs to consecutive 7-4 seasons (2006,07). The 2006 team was 23rd in the nation in total offense.



- Was a co-captain of Clemson's 2003 team that had a 9-4 record and a #22 ranking by **AP** and **USA Today**. He had 23 receptions for 286 yards and a touchdown that season. He was also a recipient of the ACC's Weaver-James-Corrigan Postgraduate Scholarship.
- Dabo Swinney was his position coach in his senior season (2003). That year in a survey of Clemson players conducted by **Anderson Independent**, he was named the team's "most respected player."
- Had 34 receptions for 455 yards and two scores in his career. Came to Clemson as a walk-on in the fall of 1999 and finished his career with four letters and 44 games, including four as a starter as a senior. He had a touchdown catch at Georgia Tech that year.



Year	School	Position(s)	W-L	Bowl
2006	S.C. State	WR	7-4	
2007	S.C. State	WR	7-4	
2008	Furman	WR	7-5	
2009	Furman	WR	6-5	
2010	Furman	WR	5-6	
2011	Clemson	RB	10-4	Orange

Years as a full-time college coach:6
 Winning Seasons:5
 Bowl Seasons:1
 Record as an assistant coach:42-28 (.600)
 Record at Clemson: 10-4 (.714)



FOOTBALL SUPPORT STAFF

- OVERVIEW
- COACHES
- UNIVERSITY
- TRADITIONS
- PLAYERS
- REVIEW
- OPPONENTS
- RECORDS



RHETT BROOKS

Video Graduate Assistant (Offense)
1st Season at Clemson
Murray State '09

Responsibilities: Graduate assistant who works with the offensive line...assists with video...assists the offensive staff on a day-to-day basis.

Playing Experience: Played as a center at Murray State from 2005-08.

Coaching Experience: Graduate assistant (defensive line) at Nevada-Las Vegas from 2009-11.

Education: Earned a degree in health & physical education from Murray State in 2009...earned a master's degree in sports administration from Nevada-Las Vegas in 2011.

Personal: Born June 13, 1986...single.



TYLER CARLTON

Graduate Assistant Coach (Offense)
2nd Season at Clemson
Tulsa '09

Responsibilities: Graduate assistant who works with Offensive Coordinator Chad Morris...assists with video breakdown of opponents...assists the offensive staff on a day-to-day basis.

Playing Experience: Punter and wide receiver at Tulsa from 2004-06...member of the 2005 Conference USA champions and Liberty Bowl champions.

Coaching Experience: Student assistant at Tulsa in 2008,09...offensive quality control assistant at Tulsa in 2010...video graduate assistant (offense) at Clemson on the 2011 ACC Championship team.

Education: Earned a degree in exercise sports science from Tulsa in 2009...pursuing a master's degree in human resources at Clemson.

Personal: Born April 4, 1986 in Sapulpa, OK...single.



BRIAN MANCE

Graduate Assistant Coach (Defense)
3rd Season at Clemson
Clemson '03

Responsibilities: Graduate assistant who works with the defense during practice.

Playing Experience: Defensive back at Clemson who lettered from 1999-02...fourth-team All-American in 2002...first-team All-ACC by *Sporting News* and Second-Team All-ACC by the ACC Sports Media Association...third in the ACC in passes defended (17) in 2002...had 12 career interceptions, one of the top-10 figures in school history...15th in the nation in interceptions in 2002...had over 1,000 kick return yards in his career...in top 30 in nation in punt returns and kickoff returns in 2001...tied the Clemson

single-game record for takeaways (3) against Missouri in 2000; he had two interceptions and one recovered fumble...had an 88-yard punt return for a score against Georgia Tech in 2000, the second-longest punt return in the history of Memorial Stadium...signed as a free agent with the Washington Redskins...played in NFL Europe with the Amsterdam Admirals and two seasons in the Arena Football League with the Philadelphia Souls (2008 champions).

Coaching Experience: Defensive backs coach at Manning (SC) High School from 2006-09...player development coach at Clemson in 2010 and on the 2011 ACC Championship team.

Education: Earned a bachelor's degree in elementary education from Clemson in 2003.

Personal: Born October 22, 1981 in Florence, SC...single.



WESLEY GOODWIN

Defensive Research Development
4th Season at Clemson
Mississippi State '07

Responsibilities: Works with the defense from a research development standpoint...also serves as assistant camp director...assists with on-campus recruiting...assists as the NFL liaison.

Staff Experience: Student assistant at Mississippi State in 2006,07...graduate assistant coach at Mississippi State in 2008...video graduate assistant (defense) at Clemson in 2009,10...video graduate assistant (offense) at Clemson in 2011.

Education: Earned a degree in business administration from Mississippi State in 2007...master of business administration from Mississippi State in 2009.

Personal: Born December 28, 1984 in Grove Hill, AL...single.



BRAD SCOTT

Assistant AD
14th Season at Clemson
South Florida '79

Brad Scott is in his 14th year with the Clemson program, but only his second in athletic administration.

The assistant athletic director moved into administration in March of 2011 after 12 seasons as an assistant coach under Tommy Bowden and Dabo Swinney from 1999-10. His 12-year tenure, which included him working with the offensive line, is tied for the ninth-longest for a Clemson football assistant coach in the program's history.

Scott works primarily with the football program in various administrative duties, but he has department-wide responsibilities when it comes to serving as a liaison between Clemson and high schools in securing documents needed to gain admission to Clemson University.

Clemson had great success on the gridiron during Scott's tenure as an assistant coach and associate head coach. The Tigers recorded seven of the top-nine yards-per-play seasons in school history, six of the top-eight seasons in total offense, each of the top-five touchdown teams, and each of the top-nine passing yardage teams during his 12-year career.

From 2001-03, Scott served as offensive coordinator, and in that time, Clemson had two of the top-four total offense figures in school history. The 2003 offense set a passing yardage record (3,687) that still stands today. That top-25 team that beat #3 Florida State and #6 Tennessee at the end of the 2003 season averaged 432.0 yards per game, the fifth-best mark in school history.

Clemson was bowl eligible all 12 years Scott was on staff and the Tigers played in 11 bowl games. The Tigers had five top-25 seasons, including 2009 when Clemson won the ACC Atlantic Division. He coached 15 First or Second-Team All-ACC players, including five who earned All-America honors.

Scott served under Bobby Bowden at Florida State from 1983-93. He was the program's offensive coordinator from 1990-93. During the 1993 season, Florida State won its first National Championship and Seminole quarterback Charlie Ward became the school's first Heisman Trophy winner.

He also gained recognition as an outstanding recruiter during his career. Florida State had the #1 class in the nation on multiple occasions during his time as the recruiting coordinator, and he was named one of the top-25 recruiters in the nation by two recruiting services in 2010 when he signed two five-star recruits from the state of Florida.

Scott is a 1979 graduate of South Florida and earned a master's degree from Florida State in 1984. He was born on September 30, 1954 in Arcadia, FL and is married to Daryle. The couple has two sons (Jeff, John). Jeff is an assistant coach on the football staff and John is a doctor in Boston, MA.



ANDY JOHNSTON

Associate AD • Football Operations
31st Season at Clemson
Clemson '79

Andy Johnston is in his 16th year with the Tiger football program and currently serves as associate athletic director for football operations. His responsibilities include managing the program's day-to-day operations. In his 15 years, Clemson has gone to 13 bowl games. Although this is his 16th year with the football program, he has been involved with the Clemson athletic department for 30 years. From 1983-97, he was the winningest women's tennis coach in school history.

In those 15 years, Johnston guided his squads to five consecutive ACC titles (1983-87), 12 top-25 finishes, and six NCAA Tournaments. He was ACC Coach-of-the-Year for the fourth time and Southeast Region Coach-of-the-Year for the second time in 1993. Seven players he coached at Clemson were named to the ACC 50-Year Anniversary team in 2002.

Johnston had a 254-160 Clemson record and 263-167 career mark. He was the coach at Furman in 1982 before coming to Clemson. His best season at Clemson was his rookie year when the team had a 30-5 record and finished #7 in the polls. That team won all nine flights of the ACC Tournament, the only tennis team in Tiger history to do that. He coached former Lady Tiger Gigi Fernandez, who was inducted into the Clemson Hall of Fame in 2005.

Johnston played for Clemson on the hardcourt and earned his degree in administrative management in 1979. He then served as the assistant men's tennis coach in 1980.

Johnston is a native of Summerville, SC. He is married to the former Sophie Woorons. He has a daughter, Kiera (22), and a son, Noah (5). A second daughter, Caylynn, passed away in 2008.



JEFF DAVIS

Assistant AD • Player Relations & External Affairs
4th Season at Clemson
Clemson '84

Jeff Davis is in his fourth year as assistant athletic director for player relations & external affairs within the Clemson football program. During

the previous five years, he served as an assistant athletic director for fundraising, where he helped raise funds for the WestZone Club at Memorial Stadium. He also served as the primary spokesman for Clemson University's Call Me Mister Program and served as director from 1999-03.

Davis was an All-America linebacker from 1978-81 who captained the Tigers during their 1981 National Championship run. "The Judge" registered a then-Tiger-record 175 tackles in 1981. That same season, he became just the third defensive player in ACC history to be named league MVP. Davis had 14 tackles as Clemson topped Nebraska 22-15 in the 1982 Orange Bowl to claim its first national title.

In 1995, he became the fourth member of the Clemson Ring of Honor, then he was named to Clemson's Centennial Team in 1996. In 2002, he was named to the ACC's 50-Year Anniversary team.

In 2007, he was accorded the highest honor attainable for a college player when he was inducted into the National Football Foundation College Football Hall of Fame. Davis has made a name for himself outside of the Clemson community. A fifth-round draft pick by Tampa Bay in 1982, he played six seasons in the NFL. During his time as a professional, he also completed his remaining coursework and graduated from Clemson in 1984.

In 1999, he returned to Clemson as field director of Call Me Mister. It seeks to recruit, train, certify, and secure employment for African-American males as elementary teachers in the state's public schools. In 2001, he was awarded \$100,000 for the program from Oprah Winfrey's "Angel Network."

Davis is the president of Goal Line Stand, which supports young people as adults as they seek to remain committed to values that shape and govern their lives. The ordained pastor lives in Clemson with his wife, Joni, and their six children.



FOOTBALL SUPPORT STAFF



- OVERVIEW
- COACHES
- UNIVERSITY
- TRADITIONS
- PLAYERS
- REVIEW
- OPPONENTS
- RECORDS



DANIEL BASSETT

Director of Football Programs
4th Season at Clemson
Tennessee '01

Daniel Bassett is in his fourth year as director of football programs at Clemson. He is in charge of on-campus meals and housing, maintaining the recruiting database, and community outreach. Prior to being hired as director of football programs in 2008, he worked as a student volunteer and later in office administration (2003-05).

He received his undergraduate degree in broadcasting from Tennessee in 2001. He then came to Clemson, where he earned his master's degree in professional communication in 2005.

Bassett, a native of Birmingham, AL, was born on November 23, 1978.



MIKE DOOLEY

Director of HS Relations & Player Personnel
8th Season at Clemson
Furman '98

Mike Dooley is in his eighth year with the Tiger football program and serves as director of high school relations & player personnel. He is responsible for maintaining and improving relationships between high school coaches and Clemson.

Prior to being hired at his current position, he served two years (2005,06) as a video graduate assistant (defense) and two years (2007,08) as a graduate assistant coach (offense) at Clemson. Dooley also served as interim tight ends coach in 2008 when Dabo Swinney was hired as head coach at midseason.

Dooley worked as an assistant coach at Greenville (SC) High School from 1998-04 before coming to Clemson. His responsibilities included defensive coordinator from 2000-04 and assistant head coach in 2004. In his last three years, Greenville High had a 33-4 record, including a 12-1 mark in 2003.

Dooley, a native of Toccoa, GA, lettered as a defensive end at Furman from 1993-95, but he missed his senior season due to injury. He had a sack against Clemson in Memorial Stadium in 1994. Furman reached the Division I-AA playoffs in his final season with the Paladins. He was also an academic honor roll member and received his degree in health & exercise science from Furman in 1998.

Dooley is married to the former Allison Woodlee, a 2003 graduate of Clemson.



DON MUNSON

Director of Creative Media Services
3rd Season at Clemson
Appalachian State '84

Don Munson in his third year with the Clemson athletic department in a full-time capacity. He is a familiar name to Tiger fans because of his involvement with the Clemson radio network for the last 17 years.

Munson took over the new position of creative media services director in July, 2010. He has department-wide responsibilities, with an emphasis on football. Munson supervises the football recruiting website and social media sites, provides online video features for ClemsonTigers.com, authors articles for various Clemson publications and websites, and serves as the master of ceremonies for the Prowl & Growl meetings during the spring. He also continues to serve as the host of the Clemson football and basketball coaches radio call-in program, "Tiger Calls," and provides play-by-play commentary on various Clemson Olympic sports.

Munson has covered Clemson athletics since 1994, when he first joined the network as the network's football pregame, halftime, and Fifth Quarter Show host. In 1995, he moved into a full-time position with the Clemson Sports Network as an on-air host and affiliate relations manager. In 1997, he was named operations manager and became a part of the basketball broadcasts as a pregame, halftime, and locker room reporter.

In 2003, he rejoined the radio network as host of the Tiger Tailgate Show and Fifth Quarter Show. When Jim Phillips passed away



THE WESTZONE PROJECT IS SLATED TO BE COMPLETED IN THE NEAR FUTURE. THE FOOTBALL STAFF WILL BOAST ONE OF THE FINEST FACILITIES IN THE NATION WHEN COMPLETED.

in September of 2003, he assumed the duties as host of Tiger Calls and play-by-play announcer for women's basketball and baseball.

Munson is a 1984 graduate of Appalachian State with a B.S. degree in communications. He was the play-by-play announcer at Appalachian State from 1984-91. In 1993, he served a season as the play-by-play voice of Western Carolina and in 1994 was the voice of the UNC Asheville men's basketball broadcasts.

Married on May 26, 1984, Munson and his wife, Elizabeth, have one daughter, Michelle.



DANNY POOLE

Director of Sports Medicine
30th Season at Clemson
Western Carolina '79

Danny Poole is in his 12th season as Clemson's director of sports medicine, but he is a veteran of 30 years working in the Tiger athletic training facility. He supervises the athletic training needs of all student-athletes, but his primary area of emphasis is with the football program. He has 32 years of full-time experience in the athletic training field.

Poole served as head athletic trainer for the Carolina Chargers of the American Football Association in 1979. In 1980, he became an assistant trainer at Memphis. During his career as a full-time assistant there, he earned his master's degree in health education. He came to Clemson in 1984 as an assistant under trainer Fred Hoover.

A 1979 Western Carolina graduate, Poole earned a bachelor's degree in health & physical education. He was a student trainer for the Catamounts for four years. He was published in the *NATA Journal* in 1979, "The D.P. Method for Blisters," as a student at Western Carolina.



ALPHONSO SMITH

Director of Equipment
17th Season at Clemson
Clemson '91

Alphonso Smith is in his 17th season at Clemson, and he is in his 13th year overseeing all equipment operations. Smith served as a men's basketball manager during his undergraduate and graduate years at Clemson from 1985-92. He was a member of the staff of Clemson's only ACC regular-season championship team in history (1989-90). Smith also served as a graduate assistant in 1991-92.

Smith worked as assistant equipment supervisor at Memphis for three years. He was responsible for assisting the football program and was in charge of men's and women's basketball, women's golf, and men's and women's track & field.

Smith is a 1991 graduate of Clemson, as he received his degree in social science secondary education. He is a member of the Athletic Equipment Managers Association and is the District III director. Smith was also named Equipment Manager-of-the-Year for District III in 2006-07.

Smith is married to the former Kim Teel of Omaha, NE. The couple has a son, Andru Christopher, and a daughter, Lauryn Louise.

OFFICE ADMINISTRATION



JENNIFER BENTON
Administrative Assistant,
Defense



BETH DOUGLAS
Administrative Assistant,
Head Coach



JILL WILLIAMS-WILKS
Administrative Assistant,
Recruiting



REN WINDHAM
Administrative Assistant,
Offense

CLEMSON UNIVERSITY

tion Center on campus and the Zucker Family Graduate Education Center near the wind turbine drivetrain test facility currently under construction at the Clemson University Restoration Institute in North Charleston, SC. Campaign gifts support students, faculty, and facilities, including new athletic facilities.

Barker is a leading voice in higher education for South Carolina and the nation. He served on the NCAA Division I Board of Directors for four years, including three as chairman, and chairs the Working Group, rewriting the rulebook for NCAA athletics. He also delivered keynote addresses at the national Campus Development Summit and the South Carolina AIA conference in April of 2012.

For his leadership, Barker has received the Order of the Palmetto, South Carolina's highest civilian honor, and

The Cliff's Business Person-of-the-Year Award from **Greenville Magazine**. He has also been awarded honorary doctorates from the Medical University of South Carolina, South Carolina State University, and Mars Hill College.

A native of Kingsport, TN, Barker received his bachelor of arts degree from Clemson in 1970 and his master of architecture & urban design degree in 1973 from Washington University (Saint Louis, MO), which also recognized him with its Distinguished Alumnus Award. He is a Fellow of the American Institute of Architects and the Institute for Urban Design.

As Clemson's President, Barker remains committed to the classroom. Each spring, he is part of a team that teaches an undergraduate course exploring "a sense of place" in architecture, literature, and history.

In his spare time, what there is of it, he maintains the daily fitness regimen of a life-long athlete and enjoys playing with his granddaughters. He is widely acclaimed for his pen-and-ink drawings of campus buildings and his watercolor paintings.

Barker and his wife, Marcia, have two sons, Britt and Jacob, a daughter-in-law, Rita Bolt Barker, and two grandchildren.



Jim Barker has worn a lot of hats in his almost five decades as a member of the Clemson family - student, athlete, alumnus, teacher, dean, parent, fan, and president. On reflection, he thinks "student" is the most important.

"I often tell people I learned everything from plumbing to poetry in architecture school, and I use every bit of that knowledge as president of Clemson University," said Barker.

A 1970 Clemson graduate, Barker was named president in 1999 with a mandate from the Board of Trustees to lead Clemson into the top ranks of American universities.

At his inaugural address in April of 2000, he said, "I am convinced that there is no university in America stronger than Clemson when we are 'One Clemson.' A united Clemson is unstoppable."

During the "One Clemson" decade that followed, the university harnessed the competitive, determined spirit of the Clemson family to transform itself from a respected state institution into one of the nation's finest public universities.

Clemson climbed from the third tier to a top-25 ranking among public universities in the 2012 **U.S. News &**



World Report guide to colleges, and has been recognized for value, affordability, and return on investment by **Kiplinger's** and **Bloomberg/BusinessWeek** magazines.


Ninety-two percent of seniors would choose Clemson again according to the National Survey of Student Engagement. Also, Clemson ranks among the top public universities in the percentage of alumni who make gifts to their school. That is another indication of quality and alumni satisfaction.

Clemson continues to attract top students and faculty. It is the top choice of Palmetto Fellows, the state's best students. A record-setting 18,502 undergraduate applications were received for the 2012 fall semester, and freshman enrollment in the Calhoun Honors College is up 16 percent.

The university provides an unmatched educational experience - intellectual development - for students and research-driven economic development for the state of South Carolina.

Last year's news highlights also include:

- Dedication ceremonies were held for the Larry Penley Golf Clubhouse, the Class of 1956 Academic Success Center, and the Lee Hall expansion and renovation. Work will be completed this year on a new Life Sciences building.
- Steady progress toward the \$600 million goal of the Will to Lead capital campaign. Three families made gifts of at least \$5 million each to name the Glenn Department of Civil Engineering, and to build the Watt Family Innova-





TERRY DON PHILLIPS

**Athletic Director
1st Season at Clemson
Arkansas '70**

The 2011-12 academic year was a rewarding time for Clemson Athletic Director Terry Don Phillips. One of his goals when he came to Clemson was to help the school's football program return to championship form. That goal became a reality when the Tiger football program under Dabo Swinney, who he had hired in December of 2008, led the Tigers to their first league championship in 20 years with a resounding 38-10 victory over #3 Virginia Tech in Charlotte, NC.

The program defeated a school-record four top-25 teams along the way, including two wins over future Hall of Fame Coach Frank Beamer's Hokies. That 38-10 victory in Charlotte gave the Tigers a 10-win season for the first time in 21 years.

It was also a successful season off the field. From an academic standpoint, Clemson's APR of 983 was seventh-best in the nation among FBS schools, and Clemson was the only BCS school to win a conference championship and finish in the top 10 in the nation in APR. Sixteen of Clemson's 19 sports had APR scores of 970 or better and those 19 sports had a collective GPA of 2.99, the highest on record.

Overall, six sports finished in the final top 25 of their respective sports, there were three ACC Championships celebrated, and four wins over the top-ranked teams. A defending National Champion was defeated in two different sports on Clemson's home turf as well.

Clemson has competed at a high level since Phillips came to Clemson from Oklahoma State in the summer of 2002. In his first year, the Tigers won the National Championship in golf, just the fourth team national title in school history.

In his 10 years at Clemson, 59 teams have finished the season ranked in the top 25. Five different women's sports have captured ACC titles during his tenure. Only Virginia has had a wider variety of women's sports win league titles. The women's track & field program has become a dominant program regionally and nationally, recording six ACC titles in the last three years. The women's outdoor track & field squad finished a program-best fourth at the NCAA Championships in 2012.

Between 2008-09 and 2010-11, Clemson and Florida State were the only schools in the nation to go to a bowl game, the NCAA Men's Basketball Tournament, and the NCAA Baseball Tournament each season.

Many other sports have excelled during Phillips' tenure. The 2012 rowing team had its fourth-straight top-20 finish and finished second only to NCAA Champion Virginia in the ACC. The Clemson men's basketball team has gone to the NCAA Tournament four of the last five years and the squad has finished .500 or better in the ACC each of the last five years, a first in the program's history.

The Tiger baseball team went to the NCAA Tournament for the ninth time in the 10 years Phillips has been at Clemson and recorded 16 wins over RPI top-50 teams. The women's tennis program has been to the NCAA Tournament and finished in the final top 25 each of the last 10 seasons.

One of the reasons for Clemson's level of success as a total sports program has been Phillips' emphasis on

improving facilities. On June 30, 2009, the football staff moved into the WestZone at Memorial Stadium. It was a day that brought a smile to everyone associated with the program, but especially Phillips, who had been working toward that day before he arrived in 2002.

Phillips' vision for the WestZone was to create a top-of-the-line facility for the football program, but at the same time have a positive effect on the total sports program. The facility at Memorial Stadium now creates more office space, new locker rooms, and training room and strength training facilities for the Olympic sports programs.

Every sport has realized a facilities enhancement since he came to Clemson and the construction has not stopped. The Tiger football program will enjoy a new indoor facility by the end of this year. The baseball program will soon break ground on a new locker room and player lounge facility, and the basketball programs are expected to break ground on a new facility in the next 18 months.

The Clemson men's golf program opened the Penley Building last fall and the women's golf program, which will begin play in 2013, will have a new facility at the Walker Course.

Phillips has been recognized for these accomplishments in recent years. He was named as one of the 100 Most Influential Sports Educators in America in 2008 by The Institute for International Sport at the University of Rhode Island.

Phillips was also recognized nationally for his performance at Clemson in 2006 when he was honored by NACDA (National Association of Collegiate Directors of Athletics) as the 2005-06 Athletic Director-of-the-Year for the FBS Southeast Region. He was one of just four FBS athletic directors honored at the annual convention in New Orleans, LA.

Excellence in academics has been a lifelong pursuit. He has an undergraduate degree from Arkansas (1970), a master's degree from Virginia Tech (1974), a doctorate degree from Virginia Tech (1978), and a law degree from the University of Arkansas School of Law (1996). He is a member of the Arkansas Bar, South Carolina Bar, American Bar Association, and Sports Lawyers Association.

Phillips maintains a classroom presence by teaching a sports law section in Clemson's accountancy & legal studies department. In addition, he is past chair of the NCAA Division I Infractions Appeals Committee and continues to serve the committee as requested.

Prior to coming to Clemson, he served as athletic director at Oklahoma State. Football was transformed from a perennial losing status to very competitive, enjoying a return to bowl games after several years and establishing a winning record against rival Oklahoma. For this, he received the National Football Foundation Oklahoma Chapter Outstanding Contribution to Amateur Football Award in 2002.

Before leading the Cowboys, he was a senior associate athletic director at Arkansas (1988-94). He also served as athletic director at Liberty (1980,81) and Louisiana-Lafayette (1983-88). He was an assistant athletic director at Missouri (1981-83) and began his administrative career as an assistant athletic director at Florida (1979).

Phillips began his career in college athletics coaching football. He started as a graduate assistant at Arkansas in 1970 and 1971. He moved on to Virginia Tech as an assistant coach (1971-78) before joining the ranks of athletic administration. At Virginia Tech, he served on coaching staffs that included future Clemson Head Coaches Charley Pell and Danny Ford.

Winning has been on Phillips' resumé since his playing days at Arkansas. He lettered on three Frank Broyles teams, where he and his brother, Loyd, an Outland Trophy winner, were starting defensive tackles, the first brother combination to start together under Broyles. Arkansas had a 27-5 record in the three years, played in two Sugar Bowl games, and he played in the memorable 1969 National Championship game against Texas, a contest that continues to be featured on **ESPN Classic**.

In 2010, he joined Loyd in the University of Arkansas Hall of Honor.

Phillips has two children, John Dennis and Sarah-Jane, and three stepchildren, Meagan (a Clemson graduate and former member of Tiger Band), Marshall, and Madison. His wife, Tricia, is a graduate of the University of Missouri School of Journalism and earlier enjoyed a career in athletics and development. She is currently active in the Clemson and Seneca communities.





ATHLETIC DEPARTMENT STAFF

- OVERVIEW
- COACHES
- UNIVERSITY
- TRADITIONS
- PLAYERS
- REVIEW
- OPPONENTS
- RECORDS



RICK BAGBY
Director of Athletic Video Services



JOEY BATSON
Director of Strength & Conditioning



SAM BLACKMAN
Senior Associate Sports
Information Director



TIM BOURRET
Assistant Athletic Director,
Sports Information



DR. LARRY BOWMAN
Team Orthopedic Surgeon



REBECCA BOWMAN
Associate Athletic Director,
Athletic Academic Services



TERRENCE BRANCH
Assistant Equipment Manager



JERMILE BROOKS
Assistant Athletic Trainer



DONNA BULLOCK
Assistant Athletic Trainer



ANDY CAMPBELL
Compliance Coordinator



BOBBY COUCH
Assistant Athletic Director, Director of
IPTAY Major Gifts & Campaign Director



WESLEY CRIBB
Assistant Ticket Operations Manager



BILL D'ANDREA
Executive Senior Associate
Athletic Director, External Affairs



AARON DUNHAM
Assistant Director of Major Gifts



MIKE ECHOLS
Supervisor of Athletic Grounds



STEPHANIE ELLISON
Associate Athletic Director,
Compliance Services



TRAVIS FURBEE
Assistant Athletic Director,
Director of IPTAY Annual Fund



MATT GLENN
Assistant Director of
Athletic Video Services



AMANDA GRAY
Director of Compliance



PHIL GRAYSON
Associate Athletic Director,
Administration



LARRY GREENLEE
Assistant Director of
Strength & Conditioning



HENRY GUESS
Assistant Director of
Athletic Video Services



BERT HENDERSON
Associate Athletic Director,
Director of Planned Giving



BRIAN HENNESSY
Associate Sports Information Director



VAN HILDERBRAND
Associate Athletic Director,
Event Manager



KATIE HILL
Senior Associate Athletic Director,
Internal Affairs



DR. LORETO JACKSON
Performance Coordinator



TRAVIS JOHNSTON
Assistant Athletic Trainer



JEFF KALLIN
Assistant Sports Information Director



LIBBY KEHN
Webmaster & Assistant
Sports Information Director

ATHLETIC DEPARTMENT STAFF



BARBARA KENNEDY-DIXON
Associate Athletic Director,
Senior Women's Administrator



LINDSEY LEONARD
IPTAY Assistant Director



DENNIS LOVE
Assistant Strength &
Conditioning Coach



BOB MAHONY
Associate Director of Major Gifts



STEPHEN MANDERVILLE
Assistant Director of
Athletic Video Services



TIM MATCH
Associate Athletic Director,
Marketing & Sponsorship



KATE MCCRARY
Director of Ticket Operations



TINA MIDDLETON
Assistant Ticket Operations Manager



MATT MONEY
Supervisor of Athletic Facilities



MIKE MONEY
Associate Athletic Director,
Marketing & Revenue



DANNY POOLE
Director of Sports Medicine



JEROME RAZAYESKI
Assistant Athletic Trainer



ABE REED
Football Equipment Manager



DR. LEN REEVES
Team Physician



ROBERT RICKETTS
Associate Athletic Director,
Facilities & Grounds



ABBY SCHREITER
Assistant Athletic Trainer



JOHN SEKETA
Assistant Athletic Director, Executive
Director of Tiger Letterwinners Association



PHILIP SIKES
Associate Sports Information Director



ALPHONSO SMITH
Director of Equipment



LYNN SPARKS
Director of Sales



JEFFIE TRAMMELL
Assistant Athletic Trainer



JAMES TRAPP
Volunteer Team Advisor



GARY WADE
Assistant Athletic Director,
Facilities



JOE WHITE
Assistant Director of Major Gifts



LINDA WHITE
Community Services Director



FORD WILLIAMS
Assistant Director of Major Gifts



JASON WILSON
IPTAY Assistant Director



MIKE WILSON
Assistant Equipment Manager



BRAD WOODY
Assistant Athletic Director,
Compliance Services



DR. KYLE YOUNG
Associate Athletic Director,
Administration



- OVERVIEW
- COACHES
- UNIVERSITY
- TRADITIONS
- PLAYERS
- REVIEW
- OPPONENTS
- RECORDS

NCAA COMPLIANCE

This brief NCAA rules education is aimed at outlining basic rules to help potential students-athletes, parents, and boosters better understand the regulations. Clemson is committed to recruiting and conducting our athletic program with the highest level of integrity. If you have questions about NCAA rules, contact Clemson's compliance services at (864) 656-1580, our website (ClemsonTigers.com), or via email at compliance-L@clemson.edu.

Are You a Booster?

The NCAA definition of a "representative of athletics interest" generally encompasses most individuals who regularly attend Clemson sporting events (reminder - once a representative, always a representative). Specifically, a booster or "representative of athletics interests" is any individual, independent agency, corporate entity, or other organization that is presently or has ever:

- Participated in promoting the institution's athletic program (such as buying season tickets to sporting events).
- Assisted in providing benefits (such as summer employment) to enrolled student-athletes.
- Assisted or been requested by the department of athletics staff to assist in the recruitment of prospective student-athletes.
- Attended Clemson University.
- Contributed to the department of athletics or IPTAY.
- Participated in or been a member of IPTAY.
- Been otherwise involved in the Clemson University athletics program.

Ask Before You Act

Prospective student-athletes may...

- Identify outstanding potential student-athletes in your area and forward information, such as newspaper articles, to the coach of that sport at Clemson.
- Continue to establish friendships with friends and neighbors, even those with prospect-aged children. However, contact for recruiting purposes is still prohibited.
- Attend, on your own initiative, events such as games and banquets where prospective student-athletes are present as long as you do not contact the prospect(s) or their family for recruiting purposes.
- Answer a call from a prospective student-athlete (you may not initiate the call) regarding only Clemson University in general, but not about Tiger athletics. Please promptly inform compliance services or the coach should this situation arise.
- Make donations to a high school if it is located in your community, the donation is not made at the request of Clemson or Clemson coaches, and the funds are distributed through established channels and not directed towards a specific student-athlete.

Current student-athletes may...

- Continue to come out and support student-athletes at Clemson athletic events.
- Provide summer employment to student-athletes, but only if you contact Clemson's office of compliance services (compliance-L@clemson.edu) first and the student-athlete is compensated for work actually performed at a rate commensurate with the going rate in the locality for similar services.

What Every Booster Should Know

- **Extra Benefit** - Any special arrangement by a Clemson employee, booster (IPTAY member), or alum to provide a prospective or enrolled student-athlete or their families/friends with a benefit not permitted by NCAA legislation. Examples of prohibited benefits are (but not limited to):
 - Arranging employment for family and friends of the student-athlete.
 - Free or reduced housing agreements.
 - Gifts of money, awards, food/drinks, or other tangible items.
 - Loans of money or automobiles.
 - Professional services without charge or at a discount.
 - Use of ATM, credit, or other types of gift cards.

- Promises of employment or loans following college graduation.
- Providing transportation for the student-athlete or their friends and family.
- **Institutional Control** - A central principle of the NCAA by-laws. Institutional control requires that Clemson University conducts its intercollegiate athletics program in compliance with NCAA rules and regulations. This includes booster activities.
- **Prospective Student-Athlete** - A student, regardless of their athletic ability, who has started classes for the ninth grade or any student enrolled at another two or four-year institution.
- **Recruiting** - Any solicitation of a prospect or a prospect's family by Clemson's coaches or representatives of athletic interest for the purposes of securing the prospective student-athlete's ultimate enrollment and participation in athletics at Clemson. Only designated Clemson athletics department staff members may recruit.
- **Student-Athlete** - A student whose enrollment was solicited by a member of the Clemson athletic department staff or other representative of athletics interest with a goal of the student's ultimate participation in Clemson's intercollegiate athletics program. Student-athletes are not just those who were recruited or receive athletic scholarships, they are also those who participate in intercollegiate athletics.

Activities That Will Harm Prospective Student-Athletes You may not...

- Contact (including phone calls, texts, and email) or interact with a prospective student-athlete or their family members for the purpose of persuading them to attend Clemson.
- Contact coaches, guidance counselors, or other school administrators in order to gain information on prospective student-athletes.
- Make contact with a prospective student-athlete or the prospect's family during official or unofficial visits.
- Provide any other extra benefits to prospective student-athlete, family, friends, or their coaches.
- Provide prospective student-athletes or their family and friends with transportation or financial assistance.

Activities That Will Harm Current Student-Athletes You may not...

- Generally provide benefits that are not available to other members of the Clemson student body.
- Provide extra benefits to student-athletes or their family and friends. Examples of prohibited benefits include (but not limited to):
 - Gifts of money, awards, food/drinks, or other tangible items.
 - Free or reduced housing agreements.
 - Loans of money or automobiles.
 - Providing transportation for the student-athlete or their friends and family.
 - Occasional meals.

CUAD MISSION STATEMENT

The Department of Athletics offers nationally prominent athletic programs. Through a dedicated commitment to educational interests, a competitive athletic program, and integrity in all areas, the student-athletes, coaches, and staff strive to bring credit and recognition to Clemson University.

The mission of the Athletic Department is to sponsor a broad-based athletic program that provides educational and athletic opportunities for young men and women to grow, develop, and serve the interests of Clemson University by complementing and enhancing its diversity and quality of life.

Furthermore, the Athletic Department seeks to be a source of pride for the citizens of the State of South Carolina and to be recognized as a nationally-prominent program, through consistently high levels of performance and accomplishment in athletic competitions.

The Athletic Department strives to develop student-athletes academically and athletically with the total commitment of aiding their efforts to graduate from Clemson University and advance to careers that will enable them to be productive members of society.

The Athletic Department will act in an ethical and honest manner, dedicated to compliance with all Federal, State, NCAA, Conference, and University rules and regulations.

- Professional services without charge or at a discount.
- Promises of employment or loans following college graduation.
- Sending student-athletes items to be autographed and returned or using autographed items to raise funds for high schools.
- Use of ATM, credit, or other types of gift cards.
- Use the name/image of a current student-athlete to advertise, recommend, or promote products/services.

Consequences

Violations of these NCAA, ACC, and University policies can result in severe penalties, including:

- **Disassociation** - Clemson University may permanently disassociate itself with an athletic booster. You could lose the privilege of purchasing season tickets, the privilege of being an IPTAY member, or any other Clemson athletic-related benefit deemed appropriate.
- **Harm to the Enrolled Student-Athlete** - Violations can also result in the enrolled student-athlete or entire team being unable to compete for Clemson University.

See Something, Say Something

Please notify compliance services immediately of any potential violations involving Clemson University.

CONTACT INFORMATION

Compliance Services Email	compliance-L@clemson.edu
Compliance Services Phone	(864) 656-1580
Compliance Services Fax	(864) 656-1243
Compliance Services Address	P.O. Box 31; Clemson, SC 29633
Overnight Address	Jervey Athletic Center; 100 Perimeter Road; Clemson, SC 29633
Website	ClemsonTigers.com/Compliance/Compliance-Home.html

COMPLIANCE SERVICES STAFF



STEPHANIE ELLISON
Associate Athletic Director,
Compliance Services
Email - saellis@clemson.edu



BRAD WOODY
Assistant Athletic Director,
Compliance Services
Email - cbwoody@clemson.edu




AMANDA GRAY
Director of Compliance
Email - agray3@clemson.edu



ANDY CAMPBELL
Compliance Coordinator
Email - wcampb2@clemson.edu

THIS IS CLEMSON UNIVERSITY

DEDICATED IN 1891, TILLMAN HALL IS
THE OLDEST BUILDING ON CAMPUS.




FDC




CLEMSON UNIVERSITY

- OVERVIEW
- COACHES
- UNIVERSITY
- TRADITIONS
- PLAYERS
- REVIEW
- OPPONENTS
- RECORDS



Founded	1889
Total Enrollment (2011-12)	19,911
Undergraduate Enrollment (2011-12)	15,694
Graduate Enrollment (2011-12)	4,217
Freshman Class Enrollment (2011-12)	2,935
Average SAT of 2011-12 Freshmen	1230
Freshmen in Top-10 Percent of Class	49%
Freshman-Year Retention Rate	90%
Degrees Awarded in 2010-11	4,500
Undergraduate Degree Programs	80
Graduate School Degree Programs	110
Full-Time Teaching Faculty Members	1,325



University founder Thomas Green Clemson (pictured left) was born in 1807 in Philadelphia, PA and educated in the United States and Europe. A champion of formal scientific education, he had a lifelong interest in agricultural affairs and in the business of farming. He came to the South Carolina Foothills

when, in 1838, he married Anna Maria Calhoun, daughter of famous statesman John C. Calhoun.

In the post-Civil War days of 1865, Clemson looked upon a South that lay in economic ruin, once remarking, "This country is in wretched condition, no money and nothing to sell. Everyone is ruined, and those that can are leaving."

Clemson's death on April 6, 1888 set in motion a series of events that marked the start of a new era in higher education in South Carolina. In his will, he bequeathed the Fort Hill plantation and a considerable sum from his personal assets for the establishment of an educational institution that would teach scientific agriculture and the mechanical arts to South Carolina's young people.

In November of 1889, Gov. John Peter Richardson signed the bill accepting Clemson's gift, which established the Clemson Agricultural College of South Carolina, with its trustees becoming custodians of Morrill Act and Hatch Act funds made available for agricultural education and research purposes by federal legislative acts.

Although he also is remembered for other accomplishments, Clemson made his greatest historical contribution when his life became intertwined with the destiny



of educational and economic development in the state of South Carolina.

Clemson College formally opened its doors in July of 1893 with an enrollment of 446 students. From the beginning, the college was an all-male military school. It remained this way until 1955, when the change was made to "civilian" status for students and Clemson became a co-educational institution. In 1964, the college was renamed Clemson University, as the state legislature formally recognized the school's expanded academic offerings and research pursuits.

Today, Clemson University is a science and engineering-oriented research university that maintains a strong commitment to teaching and student success. An inclusive, student-centered community, the University is characterized by high academic standards, a culture of collaboration, a competitive drive to excel, and a determination to make a difference.

The Clemson Education

- **U.S. News & World Report** ranked Clemson #25 among the nation's top public universities, #4 as an "up-and-coming" school, #11 for our commitment to undergraduate teaching, one of 17 that makes writing a priority across all disciplines, and one of 18 that offers strong learning communities.
- Students can select from approximately 80 undergraduate and 110 graduate degree programs offered by five colleges: Agriculture, Forestry and Life Sciences; Architecture, Arts and Humanities; Business and Behavioral Science; Engineering and Science; and Health, Education and Human Development.
- **SmartMoney** magazine ranked Clemson #6 among the nation's top public and private universities whose graduates get the best return on their tuition dollars.
- **Kiplinger** magazine rated Clemson among the best values in public higher education, #34 for in-state students and #36 for out-of-state students, in its most recent rankings of the "100 Best Values in Public Colleges."

CLEMSON ALMA MATER

Where the Blue Ridge yawns its greatness
 Where the Tigers play
 Here the sons of dear old Clemson
 Reign supreme away.

Chorus

Dear old Clemson, we will triumph
 And with all our might
 That the Tigers' roar may echo
 O'er the mountain height.





FAMOUS ALUMNI

- **Rudolf Anderson, Jr.** - Only casualty of the Cuban Missile Crisis when his U-2 spy plane was shot down
- **David Beasley** - South Carolina Governor (1995-99)
- **Lee Brice** - Country music singer
- **Robert H. Brooks** - Founder of Naturally Fresh Foods and president of Hooters of America
- **Jimmie Dyess** - U.S. Marine Corps soldier and Medal of Honor recipient after being killed in World War II
- **Harvey Gantt** - Charlotte (NC) mayor (1983-87) and first African-American graduate of Clemson University
- **Nikki Haley** - South Carolina Governor
- **Mark Hammond** - South Carolina Secretary of State
- **Fiona Hutchison** - "One Life to Live" actress
- **Kristie Kenney** - U.S. Ambassador to Thailand
- **Nancy O'Dell** - Miss South Carolina (1987) and host of "Entertainment Tonight"
- **Gary Parsons** - President and CEO of XM Satellite Radio
- **Bob Peeler** - South Carolina Lieutenant Governor (1995-03)
- **Jane Robelot** - Former **CBS News** anchor
- **George H. Ross** - Executive vice president of Trump Organization and an advisor on "The Apprentice"
- **Strom Thurmond** - U.S. Senator (1954-03)
- **Shawn Weatherly** - Miss Universe (1980)
- **David Wilkins** - U.S. Ambassador to Canada (2005-09) and Speaker of the South Carolina State House for 11 years

- **The Princeton Review** and **USA Today** included Clemson among the nation's 75 best values in public colleges and universities in its guidebook of "Best Value Colleges for 2012."
- Eight graduate programs within the College of Engineering & Science were among the nation's top 40 according to the 2010 edition of **U.S. News & World Report** guide to graduate programs.
- The National Research Council ranked 15 Clemson doctoral programs in the top 50 among public universities.
- **BusinessWeek** ranked Clemson's undergraduate accounting program #13 and the undergraduate business program #34 among public universities in 2012.
- Clemson's engineering program ranked #17 in the nation according to a survey of corporate recruiters by **The Wall Street Journal**.
- **Diverse Issues in Higher Education** recognized Clemson as the #8 U.S. producer of African-American engineering B.S. graduates and tied for #9 for Ph.D graduates.
- Creative Inquiry, a unique Clemson initiative that brings together undergraduate students and faculty to research important issues that affect our world, was described as a "best practice in undergraduate research." In 2011-12, 3,100 undergraduates engaged in 330 CI teams.
- More than half of Clemson classes have 20 or fewer students.
- Ninety-one percent of first-year students reported that Clemson has a substantial commitment to their academic success on the 2011 National Survey of Student Engagement.

The Clemson Experience

- **The Princeton Review** guidebook "The Best 376 Colleges: 2012 Edition" ranked Clemson #1 for good town-gown relations, #2 for happiest students, #3 for participation in intramural sports, #8 for popularity of intercollegiate sports, #9 for career services, and #11 for the administration's ability to smoothly run the University.
- Clemson has more than 400 student organizations active on campus, ranging from community service and professional development to team sports and cultural enrichment.
- Students have the opportunity to influence campus policy by participating in undergraduate and graduate student government.
- Clemson's 17 living-learning communities, rated among the best in the nation, allow students with common academic interests to live together in the same residence hall space and have staff, programming, and curricular resources dedicated specifically to their needs.

- The Michelin Career Center offers workshops, on-campus interviewing, co-op, internship programs, and more. During 2011-12, approximately 2,200 students participated in academic internships and co-ops.

Clemson Facilities

- To support faculty research as well as the teaching and learning environment, Clemson provides a cyber-infrastructure that ranks #8 among public U.S. universities on the list of Top 500 Supercomputing Sites.
- The 35,000-square-foot, three-story Class of 1956 Academic Success Center, located in the heart of Clemson's academic campus, is designed to enhance student learning, academic success, and personal growth through tutoring, supplemental instruction, academic coaching, and academic skills workshops. The new center also houses Disability Services and the Writing Center.
- The newly opened Lee Hall expansion (Lee III) is a showcase academic building and a model for energy efficiency. Part of a \$31.6 million restoration, renovation and expansion project to house the School of Design & Building, Lee III features exterior and interior skylights, geothermal radiant heating and cooling, natural ventilation, and the largest university Garden Roof installation in the Southeast.
- Robert Muldrow Cooper Library is a national leader in automated information retrieval. Its bibliographic records are accessible from anywhere in the world, easing the task of finding information in its collections, which total more than one-million items.
- The Hendrix Student Center is a 108,000-square-foot facility that contains a convenience store, food court, movie theater, and bookstore. The center also houses meeting rooms, a student lounge, the Michelin Career Center, the Gantt Center for Student Life, and student media offices.
- Campus recreation is based out of Fike Recreation Center, which features an eight-lane swimming pool, a diving tank, two gyms, various weightlifting facilities, and rooms for fitness classes. Indoor and lighted outdoor tennis courts are just across the street at Hoke Sloan Tennis Center. Outdoor recreation areas include the Campus Beach on Hartwell Lake and spacious fields on campus for intramural sports.
- As South Carolina's land-grant university, Clemson has a presence in every county for outreach and community service, as well as research and education centers at five locations in the state and on the Caribbean island of Dominica.

The Clemson Faculty

- Clemson's student-to-faculty ratio of 18-to-1 gives the faculty the opportunity to interact with students on a one-on-one basis. Critical thinking, problem solving, creative learning, and self-development are just a few of the characteristics emphasized in the classroom.

- More than 88 percent of the faculty hold the highest degree in their field, and many have achieved special academic recognition for excellence in the classroom by colleagues and students.
- Five Clemson educators are profiled in "The Best 300 Professors" by **The Princeton Review** in 2012. From an initial list of 42,000 professors considered, the final group of "best" professors constituted less than 0.02 percent of the 1.8-million college and university teachers across the country.
- A total of 40 Clemson faculty members have been awarded National Science Foundation CAREER Awards, recognizing young faculty members who are excellent researchers and teachers.
- A total of 65 Clemson faculty members have been elected Fellows of national or international academic societies since 2000.
- A total of 16 endowed-chair faculty positions have been created to attract new, top faculty through the Smart-State Program.
- The growth of Clemson's research program is reflected in faculty productivity. In fiscal year 2011, sponsored research expenditures reached an all-time high of \$107.7 million, including \$95 million in new awards.

The Clemson Student

- Clemson's total enrollment of 19,911 represents 50 states and 90 foreign countries.
- SAT scores of incoming Clemson freshmen rank among the highest for national public universities. The 2011 entering freshman class achieved an average SAT score of 1,230, and almost half graduated in the top-10 percent of their high school classes.
- Calhoun Honors College is home to 1,200 students. The 271 students in the 2011-12 freshman honors class had an average SAT score of 1419 and graduated in the top 3.4 percent of their high school classes.
- The University currently has 11 National Science Foundation Graduate Research Fellows, two Goldwater Scholars, and three Fulbright Scholars among the student body.
- Clemson students are committed to volunteerism, service-learning, and civic engagement. In 2010-11, 10,017 students contributed 72,793 service hours locally, across the nation and around the world.
- During 2011-12, approximately 1,000 students studied abroad.
- Clemson graduates find jobs at nearly twice the national average according to the University's Michelin Career Center. For 2010-11, 34 percent of Clemson students either had a full-time job offer in hand or had committed to military service before graduation. The national average is 18 percent according to the National Association of Colleges and Employers 2011 report.
- Ninety-two percent of seniors reported that they would choose Clemson again if they had to do it over, according to the 2011 National Survey of Student Engagement.





VICKERY HALL

- OVERVIEW
- COACHES
- UNIVERSITY
- TRADITIONS
- PLAYERS
- REVIEW
- OPPONENTS
- RECORDS



Since its inception in 1991, the Student-Athlete Enrichment Programs have provided Clemson student-athletes a continued commitment to excellence. Our approach is to address the total student-athlete, and we are committed to coaching our student-athletes to success in the academic, personal growth, career, and community service arenas.

As an original member of the NCAA CHAMPS/Life Skills Program, we provide opportunities and services to address the changing needs and skills



REBECCA BOWMAN
Associate Athletic Director,
Athletic Academic Services

of student-athletes during college and after graduation. This program was selected for the FBS Athletic Director's Association "Program of Excellence" Award, a lifetime award recognizing CHAMPS/Life Skills excellence.

Clemson's commitment to provide its student-athletes with the best facilities is evident in many ways. From the soaring upper decks of Memorial Stadium and the beautiful WestZone, to the "New Littlejohn Coliseum," to the state-of-the-art strength training facility, young men and women from all of Clemson's intercollegiate varsity sports have the best in facilities for both training and competition.

The Student-Athlete Enrichment Programs are housed in Vickery Hall, located in the center of campus. The \$3-million structure is as impressive aesthetically as other athletic

facilities. But the importance of Vickery Hall to our student-athletes is not found in the structure itself, but in the many programs that the building houses.

Vickery Hall opened in 1991 and was the first facility in the country constructed solely to provide academic support to student-athletes. The two-story, 27,000 square-foot building is open all day and into the evening hours to accommodate student-athletes' extended schedules.

Vickery Hall programs are dedicated to providing a holistic, educational experience by inspiring an environment of respect, integrity, and excellence. Through these services, Vickery Hall and its staff guides and encourages each individual to reach his or her full potential as a student, athlete, and citizen.

VICKERY HALL STAFF



AUDREY BRANCH
Special Projects
Coordinator



BROOKE BUFFINGTON
Assistant Director,
Athletic Academic Services



JEFF CAREY
Learning Specialist



WAYNE COFFMAN
Associate Director
of Student-Athlete
Enrichment Programs



STEVE COLEMAN
Technical Consultant



KAREN COUNTRYMAN
Administrative Assistant



RAENEEOVA DAVIS
Learning Specialist



MARIA HERBST
Learning Specialist,
Coordinator



PRISCILLA KANET
Associate Director,
Athletic Academic Services,
Tutor/Mentor Coordinator



MATT LOMBARDI
Assistant Director,
Athletic Academic Services



YASHICA MARTIN
Associate Director,
Athletic Academic Services,
Football



LESLIE MORELAND-BISHOP
Associate Director,
Athletic Academic Services



SAM PLONK
Learning Specialist



GINTY PORTER
Associate Director,
Athletic Academic Services,
CHAMPS/Life Skills Coordinator



LINDSEY RICKETTS
Assistant Director,
Athletic Academic Services



REGGIE SIMPKINS
Associate Director,
Athletic Academic Services,
Football

VICKERY HALL

- OVERVIEW
- COACHES
- UNIVERSITY
- TRADITIONS
- PLAYERS
- REVIEW
- OPPONENTS
- RECORDS



The NCAA released data that was coach-specific for the four-year period. Dabo Swinney had a 991 score, fifth best in the nation among active coaches and far above the national average of 948. It was also best in the ACC.

Clemson's women's soccer (992), volleyball (989), men's tennis (988), women's cross country (985), and baseball (980) teams also scored at 980 or better.

Athletic Commitment

Clemson won three ACC Championships in the 2011-12 academic year, one in football and two in women's track & field.

The football team broke a 20-year drought with its conference championship after defeating #3 Virginia Tech in the ACC Championship Game. The team finished ranked in the final top 25 and had a school-record four wins over top-25 teams.

The women's track & field program swept the ACC indoor and outdoor championships for the third straight year, giving the program six consecutive team titles.

Six programs finished the 2011-12 season with a top-25 national ranking. The highest ranked team to end the season was women's track & field, which finished in a tie for fourth at the NCAA Outdoor Championships. The other sports that finished their respective seasons in the top 25 were football, golf, rowing, women's tennis, and women's indoor track & field.

Three Clemson student-athletes, Seth Broster (swimming), Alyssa Kulik (track), and Kim Ruck (track), were recipients of NCAA postgraduate scholarships. The Tiger athletic program had never previously had three award winners in the same academic year.

Eighty-one student-athletes graduated in the December or May ceremonies during the academic year.

Vickery Hall is certified (as one of only 19 programs in the country to date) by the National Association of Academic Advisors for Athletics. The tutor and mentor programs are among only three athletic academic programs in the country certified at the highest level by the College Reading & Learning Association.

Academic Commitment

Clemson student-athletes posted a school-record 2.99 GPA for the 2012 spring semester according to data released by the Office of Institutional Research & Planning. Clemson's 15 athletic programs had 228 student-athletes named to the academic honor roll, including 111 on the Dean's List and 43 on the President's List (4.0).

Seven programs posted at least a 3.0 GPA and four others were at 2.93 or better. It was the first time that 11 of the 15 programs had a GPA of at least 2.93.

The football program had a 2.61 GPA, just below the record of 2.63 set in the spring of 2008. Thirty-four team members were named to the academic honor roll, including **AP** First-Team All-American Sammy Watkins. The freshman wideout became the first Tiger to earn **AP** First-Team All-America honors and be on the academic honor roll in the same year since David Treadwell in 1987-88.

Stephone Anthony, Xavier Brewer, Jaron Brown, Dalton Freeman, Rashard Hall, and Dawson Zimmerman were other 2011 starters named to the academic honor roll. Zimmerman, who received the Weaver-James-Corrigan Award, earned a 4.0 GPA and was inducted into the Phi Beta Kappa Honor Society.

The women's swimming program had a 3.62 GPA for the spring semester, a team best and the second best on record for any Clemson athletic team. Twenty-four women's swimmers had at least a 3.0 GPA, including 17 who were on the Dean's List. Two of the swimmers (Kerry McLaughlin, Maddie Tarantolo) were inducted into the Phi Beta Kappa Honor Society.

The golf team had a 3.23 GPA, its highest on record and the fifth best for any Clemson male athletic team. The Tigers had eight members on the academic honor roll, the most since the spring of 2003. Other Clemson athletic programs who posted a 3.0 GPA or better during the spring semester were rowing, men's soccer, women's soccer, men's tennis, and women's track & field.


Sixty-one student-athletes graduated from Clemson in May of 2012, including 12 members of Clemson's 2011 ACC Championship football team. Eighteen of the 20 seniors on that team already have their degrees.

APR Scores Outstanding

All 19 of Clemson's programs scored above the 925 APR threshold and 16 were above 970 according to data released by the NCAA.

The golf team had the highest among the 19 programs with a perfect 1,000 score, the sixth time in the last eight years the program has had a perfect score under Head Coach Larry Penley.

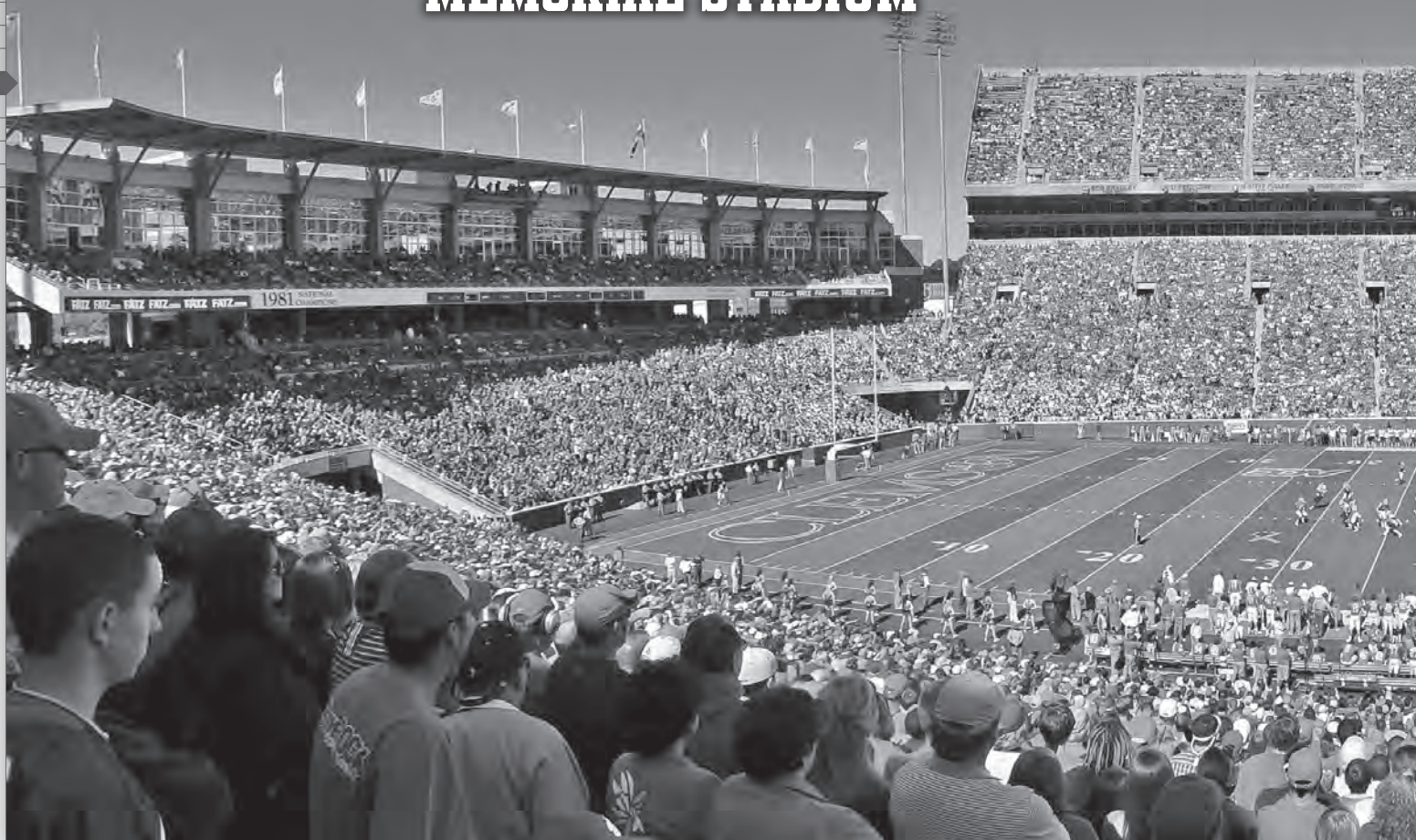
The football team posted a 983 APR score, the seventh-best score in the nation among FBS schools. It was the second-best mark in the nation among schools who finished the 2011 season in the final **AP** poll. Only Boise State was better among the ranked schools with a 989 mark.





MEMORIAL STADIUM

- OVERVIEW
- COACHES
- UNIVERSITY
- TRADITIONS
- PLAYERS
- REVIEW
- OPPONENTS
- RECORDS



Clemson's Memorial Stadium has been held in high esteem for many years. Whether it be players from the 1940s and 1950s, opposing players from the 1970s and 1980s, or even professional players in the 1990s, the ambiance of this special setting is what college football is all about. And in 2012, BleacherReport.com rated Memorial Stadium as the best stadium in the country.

The storied edifice added to its legend when the first meeting of father and son head coaches (Bowden Bowl I) took place before a sellout crowd of more than 86,000 fans in 1999. Clemson has been in the top 20 in the nation in average attendance 31 straight seasons. A crowd has exceeded 80,000 fans 60 times since the 1983 season. In

2011, Clemson was 17th in the nation in average home attendance.

The legend was further enhanced in 2011 when the Tigers had a perfect 7-0 record at home and recorded victories over defending National Champion Auburn and #11 Florida State on consecutive weekends. Defending National Champions are 0-3 all-time at Memorial Stadium.

The facility's mystique is derived from its many traditions, which date to its opening in 1942, the legendary games and players, and Clemson's corresponding rate of success. Clemson has won 263 games in 70 years and has won over 72 percent of the contests (263-99-7).

The stadium has definitely been good to the Tigers, but

it was constructed against the advice of at least one coach. Before Head Coach Jess Neely left for Rice after the 1939 season, he gave Clemson a message.

"Don't ever let them talk you into building a big stadium," he said. "Put about 10,000 seats behind the YMCA. That's all you'll ever need."

Instead of following Neely's advice, however, Clemson officials decided to build the new stadium in a valley on the western part of campus. The place took some clearing, as there were many trees, but luckily there were no hedges.

The crews went to work, clearing, cutting, pouring, and forming. On September 19, 1942, Memorial Stadium opened

LARGEST CAMPUS STADIUMS

Rk	School	Stadium	Capacity
1.	Michigan	Michigan Stadium	109,901
2.	Penn State	Beaver Stadium	107,282
3.	Tennessee	Neyland Stadium	102,455
4.	Ohio State	Ohio Stadium	102,329
5.	Alabama	Bryant-Denny Stadium	101,821
6.	Texas	Texas Memorial Stadium	101,624
7.	Louisiana State	Tiger Stadium	94,542
8.	UCLA	Rose Bowl	94,118
9.	Southern California	Los Angeles Memorial Coliseum	93,607
10.	Georgia	Sanford Stadium	92,746
11.	Florida	Ben Hill Griffin Stadium	88,548
12.	Auburn	Jordan-Hare Stadium	87,451
13.	Nebraska	Memorial Stadium	86,304
14.	Texas A&M	Kyle Field	82,600
15.	Florida State	Doak S. Campbell Stadium	82,300
16.	Oklahoma	Oklahoma Memorial Stadium	82,112
17.	Clemson	Memorial Stadium	81,500
18.	Notre Dame	Notre Dame Stadium	80,795
19.	Wisconsin	Camp Randall Stadium	80,321
20.	South Carolina	Williams-Brice Stadium	80,250

with Clemson defeating Presbyterian College 32-13. Those 20,000 seats installed for the opener would soon grow.

When the original part of the stadium was built in the early 1940s, much of the work was done by scholarship athletes, including many football players. The first staking out of the stadium was done by two members of the football team, A.N. Cameron and Hugh Webb. Webb returned to Clemson years later to be an architecture professor and Cameron went on to become a civil engineer in Louisiana.

The construction of the stadium did not proceed without problems. One afternoon during the clearing of the land, a young player proudly announced that he was not allergic to poison oak. He then proceeded to attack the poison oak with a swing blade, throwing the plants to and fro. The next day, the boy was swollen twice his size and was hospitalized.

There are many other stories about the stadium, including one that Frank Howard put a chew of tobacco in each corner as the concrete poured.



CLEMSONTIGERS.COM

MEMORIAL STADIUM

- OVERVIEW
- COACHES
- UNIVERSITY
- TRADITIONS
- PLAYERS
- REVIEW
- OPPONENTS
- RECORDS



Howard said that the seeding of the grass caused a few problems. "About 40 people and I laid sod on the field," he said. "After three weeks on July 15, we had only gotten halfway through.

"I told them that it had taken us three weeks to get that far and I would give them three more weeks' pay for however long it took. I also told them we would have 50 gallons of ice cream when we got through. After that, it took them three days to do the rest of the field. Then we sat down in the middle of the field and ate up that whole 50 gallons."

Howard said that on the day of the first game in the stadium, "the gates were hung at 1:00 and we played at 2:00." But that would be all of the construction for awhile. Then in

1958, 18,000 sideline seats were added, and in 1960, 5,658 west endzone seats were added in response to increasing attendance. With the large east endzone ("Green Grass" section), this expansion increased capacity to 53,000.

Later, upper decks were added to each side of Memorial Stadium as crowds swelled - the first in 1978 and the second in 1983. It increased capacity to over 80,000, which makes it one of the nation's largest on-campus stadiums. In 2006, the West Zone was added, an area that contains locker rooms and a luxury club level that holds over 1,000 seats.

The effect that inflation has had can be dramatically seen in the differences in stadium construction. The original part of Memorial Stadium was built at a cost of only \$125,000,

or \$6.25 per seat. Memorial Stadium's newest upper deck was finished in 1983 at a cost of \$13.5 million, or \$866 per seat.

Through the years, Memorial Stadium has become known as "Death Valley." It was tagged by the late Presbyterian College Coach Lonnie McMillian in the late 1940s. After bringing his teams to Clemson for years and getting whipped, he said the place was like "Death Valley." A few years later, the name stuck.

In 1974, the playing surface was named Frank Howard Field for the legendary coach, because of his long service and dedication to Clemson University.

Luckily, it wasn't built behind the YMCA.

TOP DEATH VALLEY CROWDS

Rk	Attendance	Date	Opponent	W-L	Score
1.	86,092	10-23-99	Florida State	L	14-17
2.	85,872	11-19-94	South Carolina	L	7-33
3.	85,187	11-18-00	South Carolina	W	16-14
4.	85,036	11-3-01	Florida State	L	27-41
5.	84,869	10-20-01	North Carolina	L	3-38
6.	84,867	11-19-88	South Carolina	W	29-10
7.	84,576	9-17-88	Florida State	L	21-24
8.	84,423	11-21-98	South Carolina	W	28-19
9.	83,909	11-23-02	South Carolina	W	27-20
10.	83,823	11-17-90	South Carolina	W	24-15
11.	83,752	10-14-00	Maryland	W	35-14
12.	83,472	11-17-07	Boston College	L	17-20
13.	83,428	11-25-06	South Carolina	L	28-31
14.	83,356	10-15-88	Duke	W	49-17
15.	83,312	11-21-92	South Carolina	L	13-24
16.	83,194	9-28-91	Georgia Tech	W	9-7
17.	83,170	9-12-92	Florida State	L	20-24
18.	83,127	10-6-90	Georgia	W	34-3
19.	82,929	11-23-96	South Carolina	L	31-34
20.	82,630	10-21-06	Georgia Tech	W	31-7
21.	82,492	11-22-86	South Carolina	T	21-21
22.	82,456	11-29-08	South Carolina	W	31-14
23.	82,422	11-10-07	Wake Forest	W	44-10
24.	82,372	11-20-04	South Carolina	W	29-7
25.	82,333	10-12-91	Virginia	T	21-21

DEATH VALLEY QUOTES

"Running down the Hill is still talked about everywhere I go. Players who played against Clemson when I was in college remember us running down the Hill and thinking we would gain some type of spirit on the field. The adrenalin rush was unbelievable for a Clemson player and quite a shock for the opponent on gameday."

Former Clemson All-American Jerry Butler

"I came here knowing it would be loud and Clemson would hit hard, but the noise was the biggest factor. I didn't concentrate as well because of it."

Herschel Walker after his only regular-season loss in 1981

"Howard's Rock has strange powers. When you rub it and run down the Hill, your adrenaline flows. It is the most emotional experience I have ever had."

Six-time All-Pro and All-American Michael Dean Perry

"When Clemson players rub that Rock and run down the Hill, it's the most exciting 25 seconds in college football."

Brent Musburger, ABC Sports

"Death Valley really lives up to its image. I was impressed with this stadium. When you put 80,000 people in there, it feels like they are on top of you. I'd hate to be whoever comes here to play Clemson."

San Francisco quarterback Steve Young

"Florida was loud in the swamp. But the loudest, not only stadium, but the loudest place I've ever been around in my life was definitely Death Valley. I was yelling at the top of my lungs and I couldn't hear what I was saying. That place was unreal in how loud it was. I don't think I will ever be in a louder place."

Florida State quarterback Chris Rix, 2001

"In 2005, Clemson's Memorial Stadium, commonly known as 'Death Valley,' reached an astounding 126 decibels when a packed crowd observed Charles Bennett's sack of Kyle Wright in the Tigers' overtime game against Miami (FL). This level easily surpassed the old record of 121 decibels set by Louisiana State fans in Tiger Stadium, which holds nearly 11,000 more fans."

RealFootball365.com

"The game when I was a sophomore (in the 2005 season) stands out for me. What an awesome place that is to play. I'll never forget that atmosphere, and I know for a fact I've never seen so much orange in one place at one time. If you've never been there, going out on the field for the first time at Clemson is incredible."

Boston College quarterback Matt Ryan, 2007

"We go to a lot of great venues for college football, but this doesn't take a back seat to any place. In terms of the atmosphere, stadium, noise, and facilities, this is a special place on a Saturday night."

ESPN commentator Todd Blackledge, 2009



RUNNING DOWN THE HILL

- OVERVIEW
- COACHES
- UNIVERSITY
- TRADITIONS
- PLAYERS
- REVIEW
- OPPONENTS
- RECORDS



What has been described as “the most exciting 25 seconds in college football” from a color and pageantry standpoint actually started out as a matter-of-fact entrance, mainly because of necessity.

The first 20,000 seats in Memorial Stadium were built and ready for use before the 1942 season, less than a year after Pearl Harbor was bombed and the United States was drawn into World War II.

The shortest entry into Memorial Stadium was a short walk down Williamson Road from Fike Fieldhouse’s dressing rooms to a gate at the top of the Hill, located behind the east endzone. There were no dressing facilities inside the west endzone of Memorial Stadium... there was only a giant clock, where the hands turned, and a scoreboard that was operated by hand.

The team would dress at Fike Fieldhouse, walk down Williamson Road, come in the gate underneath where the scoreboard now stands, and jog down the Hill for its warmup exercises. There was no fanfare, no cannon shot fired, no Tiger Paw flag, no “Tiger Rag” played...just the team making its entrance and lining up to do the side-straddle hop. That is pretty much the way things went for the next 25 years.

Either in 1964 or 1965, S.C. Jones, a member of the class of 1919, made a trip to California. He stopped at a spot in Death Valley, CA and picked up a white flint rock. He presented it to Head Coach Frank Howard as being from Death Valley, California to Death Valley, South Carolina.

The rock laid on the floor in Howard’s office in Fike Fieldhouse for years. One day, he was cleaning up his office and told Gene Willimon, who was executive secretary of IPTAY, to “take this rock and throw it over the fence or out in the ditch...do something with it, but get it out of my office!”



RUNNING DOWN THE HILL



- OVERVIEW
- COACHES
- UNIVERSITY
- TRADITIONS
- PLAYERS
- REVIEW
- OPPONENTS
- RECORDS



Willimon did not think that was the way a rock should be treated. After all, it had been brought 2,200 miles by a very sincere Tiger fan.

By the mid-1960s, Memorial Stadium was living up to its moniker ("Death Valley") because of the number of Tiger wins that had been recorded there. Actually, the name was first used by Lonnie McMillian, head coach at Presbyterian College during the 1940s.

McMillian and the other Blue Hose coaches before him used to open each season by playing at Clemson. Seldom scoring (24 shutouts in 39 games) and with only three wins and four ties to show for it, his teams were getting "killed" by the Tigers regularly. In 1948, McMillian made the comment to the press that he was taking his team to play Clemson in "Death Valley."

An occasional reference to Memorial Stadium by that name could be heard for the next four years, but when Howard started calling it "Death Valley" during the 1950s, the name took off like wildfire. Clemson celebrated its 70th year in the "Valley" in the 2011 season with a perfect 7-0 home record.

But getting back to Howard's Rock.

The Rock was mounted on a pedestal at the top of the Hill on the east side of the stadium. It was unveiled on September 24, 1966 when Clemson played Virginia. The Tigers were down 18 points with 17 minutes left and came back to win 40-35 on a 75-yard pass from Jimmy Addison to Jacky Jackson in the fourth quarter. That was quite a debut for the Rock.

The team members started rubbing the Rock prior to running down the Hill on September 23, 1967, a day when Clemson defeated Wake Forest by a score of 23-6.

Prior to running down the Hill that day, Howard told his players, "If you're going to give me 110 percent, you can rub that Rock. If you're not, keep your filthy hands off it."

Howard told of the incident during the following day on his television show, and the story became legend.

When Hootie Ingram succeeded Howard as head coach prior to the 1970 campaign, Ingram decided that the team would make its final entrance on the field out of the dressing room in the west endzone. In all home games during the 1970 and 1971 seasons and the first four games of 1972 when the Tigers did not run down the Hill, their combined record was 6-9.

The team decided it wanted to come down the Hill once prior to the South Carolina contest during the 1972 season. The result, in a cold, freezing rain, was a 7-6 victory when Jimmy Williamson knocked down a two-point conversion attempt, which preserved the narrow win.

The Tigers have made the entrance for every home game since 1942, except for the years mentioned above and the first game of 1973 (353 times entering 2012).

After final warmups, the team gathers back in its dressing room under the west endzone stands for its final game instructions. Approximately 10 minutes prior to kickoff, the team boards three buses, rides around behind the north stands to the east endzone, and disembarks to the top of the Hill behind Howard's Rock.

At the appointed time, the cannon booms, and led by a giant Tiger Paw flag, the band forms two lines for the team to run between and strikes up "Tiger Rag"...the frenzy starts in all sincerity and usually lasts for three hours.

It is a tradition that has inspired Clemson players for many years.



STRENGTH & CONDITIONING

A significant aspect of Phase II of the WestZone project at Memorial Stadium was the construction of a new strength training facility on the first floor that is adjacent to the Clemson locker room and the Frank Howard Field playing surface.

For the first time, there is a strength training facility exclusively for the development of the Clemson football team. Director of Strength & Conditioning Joey Batson, who is in his 16th season at Clemson, makes sure that all Tiger gridders are ready to compete against the top teams in the nation. In his first 15 years in Tigertown, Clemson has played in 13 bowl games and he has coached 22 strength All-Americans on the gridiron.

It is the fourth major facilities construction since Batson joined the Tiger football program, an example of his desire to keep Clemson at the forefront of strength training.

The new facility has the best in all strength training equipment, not to mention the existence of a new sound system and nine new flat-screen televisions that give Tiger football players a pleasant atmosphere to accomplish the most strenuous work.

The strength training facility actually has two floors. The first has all the free-weight equipment, including a dumbbell area, and the second has cardio-equipment.

Batson has a staff of seven assistants working with the football team. Joining Batson are veteran Strength Coaches Larry Greenlee and Paul Hogan along with Graduate Assistant Chris Shatley. In 2012, Greenlee was named a Master Strength Coach.

Four more assistants deal in player development year-round. Those assistants are former Tigers Dustin Fry and Damonte McKenzie along with Joe Craddock and Brandon McCombs.

Facility Highlights


- 11 power racks
- 11 8x8 Olympic platforms
- 11 custom-built racks
- Football sleds that monitor power output and speed off the ball
- Cardio equipment
- Full line of leverage equipment
- Powerstation
- Nine flat-screen televisions
- Awards wall



STRENGTH & CONDITIONING



- OVERVIEW
- COACHES
- UNIVERSITY
- TRADITIONS
- PLAYERS
- REVIEW
- OPPONENTS
- RECORDS



STRENGTH ALL-AMERICANS

- 1978 Rich Tuten, MG
- 1981 Jeff Davis, LB
- Jeff Bryant, DT
- Lee Nanney, OT
- 1983 William Perry, MG
- 1984 Kenny Flowers, TB
- 1985 Jim Riggs, TE
- 1986 Ty Granger, OT
- 1987 Danny Pearman, TE
- 1988 Donnell Woolford, DB
- 1989 Vince Taylor, LB
- 1990 Levon Kirkland, OLB
- 1991 Mike Brown, C
- 1992 Brentson Buckner, DT
- 1993 Stacy Seegars, OG
- 1994 Nelson Welch, PK
- 1995 Brian Dawkins, SS
- 1996 Raymond White, MG
- 1997 Lamont Hall, TE
- 1998 Jason Gamble, C
- 1999 Damonte McKenzie, DL
- 2000 Terry Jolly, DT
- 2001 Woodrow Dantzler, QB
- T.J. Watkins, OG
- Kyle Young, C
- 2002 Nick Eason, DT
- 2003 John Leake, LB
- Gregory Walker, OT
- 2004 Leroy Hill, LB
- 2005 Steven Jackson, FB
- 2006 Dustin Fry, C
- Anthony Waters, LB
- 2007 Cullen Harper, QB
- 2008 Chris Clemons, S
- C.J. Spiller, RB
- 2009 Kevin Alexander, DE
- Thomas Austin, OG
- 2010 Marcus Gilchrist, CB
- 2011 Tyler Shatley, DT

DEDICATION AWARD WINNERS

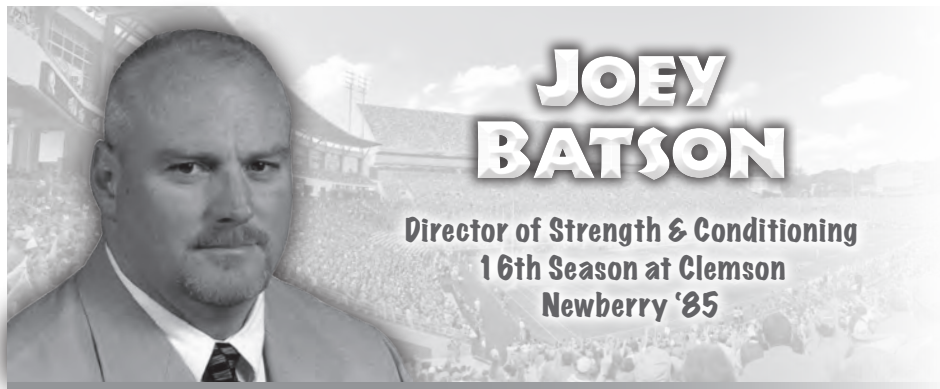
- 1985 Kenny Flowers, TB
- John Phillips, OG
- 1986 Ty Granger, OT
- 1987 Mark Drag, MG
- 1988 Jeff Bak, C
- Mark Drag, MG
- 1989 Levon Kirkland, OLB
- 1990 Arthur Bussie, DT
- Curtis Whitley, C
- 1991 Ashley Sheppard, OLB
- 1992 Warren Forney, DT
- 1993 Ed Glenn, TE
- Stephon Wynn, TE
- 1994 Ed Glenn, TE
- 1995 Patrick Sapp, OLB
- 1996 Raymond White, MG
- 1997 Jason Gamble, C
- 1998 Jason Gamble, C
- 1999 Kyle Young, C
- 2000 Kyle Young, C
- Nick Eason, DT
- 2001 Chad Carson, LB
- Kyle Young, C
- 2002 Nick Eason, DT
- Jackie Robinson, WR
- 2003 Tony Elliott, WR
- J.J. Howard, DE
- 2004 Maurice Fountain, DE
- Steven Jackson, FB
- 2005 Chip Myrick, OG
- Anthony Waters, LB
- 2006 Chansi Stuckey, WR
- Anthony Waters, LB
- 2007 Tyler Grisham, WR
- Michael Hamlin, S
- 2008 Thomas Austin, OL
- Kavell Conner, LB
- 2009 Kavell Conner, LB
- Chad Diehl, FB
- 2010 Chad Diehl, FB
- Marcus Gilchrist, CB
- 2011 Chad Diehl, FB
- Coty Sensabaugh, CB



STRENGTH & CONDITIONING



- OVERVIEW
- COACHES
- UNIVERSITY
- TRADITIONS
- PLAYERS
- REVIEW
- OPPONENTS
- RECORDS



JOEY BATSON

Director of Strength & Conditioning
16th Season at Clemson
Newberry '85

Joey Batson is in his 27th year as a strength & conditioning coach at the collegiate level and 16th year as director of strength & conditioning at Clemson. Batson, who played a big role in Clemson winning the ACC title for the first time in 20 years in 2011, has served as a head strength & conditioning coach 23 of his 27 years of service.

Batson was named master strength & conditioning coach by the Collegiate Strength & Conditioning Coaches Association (CSCCA) in 2009. This honor is the highest given in the strength & conditioning profession. Batson was presented with a blue MSCC jacket on May 7, 2009.

"This is an incredible honor for Joey," said Dr. Chuck Stiggins, CSCCA executive director. "Being named a master strength & conditioning coach signifies a commitment to the student-athlete, a commitment to the Clemson athletic program, and a commitment to the strength & conditioning profession. We are honored to have him as a member of our association and to have him join the ranks of the master strength & conditioning coaches. He is a model of an outstanding strength & conditioning professional."

Batson, who was named National Strength & Conditioning Coach-of-the-Year by FootballScoop.com in the fall of 2009, was familiar with the Tiger program before he

started his career in a full-time capacity, having served as a graduate assistant in the strength & conditioning department (1985-88). In the course of his professional career, he has pioneered many training techniques in the strength, speed, and conditioning field. These training strategies referred to by Batson as "Not So Basic Strength Training" were picked up from powerlifting guru Louie Simmons in the mid 1990s. The collection of innovative techniques has led to impressive results by many of his athletes throughout his career.

His competitive weight training experience began in 1987, when he placed fourth in The American Drug Free Powerlifting Association National Championships and fifth the following year. From 1985-87, he achieved a top-20 ranking in the ADFPA's 275-pound class and achieved the master & elite lifters classifications.

Batson has had a strong impact on the Clemson program since he became director in 1997. He has had much to do with the success of the football program, helping the Tigers to 13 bowl games and six top-25 final rankings. While at Clemson, he has worked for three head football coaches and has had a tremendous impact throughout the state at many notable high school programs.



An example of his respect level in the profession is demonstrated by the number of former assistants who are now assistants and/or directors at other universities, including conferences such as the ACC and SEC, along with several high-profile high school programs in the state.

Prior to his return to Clemson, Batson served as the first full-time director of strength training at Furman. In 1996, he was named Strength & Conditioning Professional-of-the-Year in the Southern Conference by the National Strength & Conditioning Coaches Association after the Paladins advanced to the second round of the Division I-AA playoffs. In addition to his four years at Furman, he also worked as the first full-time director of strength & conditioning at Bowling Green, and served a year at South Carolina as assistant director of strength & conditioning.

Not only does Batson bring professional experience to the position at Clemson, he brings experience as a football player at the collegiate level. The Travelers Rest, SC native was a tight end at The Citadel in 1979 before transferring to Newberry, where he was a two-year letterman and team co-captain during his senior season.

Batson earned his bachelor of arts degree in physical education from Newberry in 1985 and his master's degree in education from Clemson in 1988. Prior to his collegiate career, Batson was named to the 1977 all-state football team as a defensive end in high school.

He is certified through the Collegiate Strength & Conditioning Coaches Association and is a member of several other professional groups. He has completed the Club Coach Certification program by the United States Weightlifting Federation.

Batson is married to the former Susan Malone of Greenville, SC. The couple has two sons, Michael and Benjamin.

PLAYER DEVELOPMENT COACHES



- OVERVIEW
- COACHES
- UNIVERSITY
- TRADITIONS
- PLAYERS
- REVIEW
- OPPONENTS
- RECORDS



JOE CRADDOCK

Offensive P.D. Coach
1st Season at Clemson
Middle Tennessee '08

Responsibilities: Works with offensive players from a strength & development standpoint.

Playing Experience: Played at Middle Tennessee from 2005-08 and was a team captain in 2008...played baseball at Middle Tennessee in 2008...played in the Italian League with Parma in 2009.

Staff Experience: Offensive coordinator at Briarwood Christian School in Birmingham, AL in 2010,11.

Education: Earned a bachelor's degree in liberal studies at Middle Tennessee in 2008.

Personal: Born September 7, 1985 in Birmingham, AL...single.



DUSTIN FRY

Offensive Line P.D. Coach
1st Season at Clemson
Clemson '06


Responsibilities: Works with offensive linemen from a strength & development standpoint.

Playing Experience: Lettered four years (2003-06) as a center at Clemson...NSCA Strength All-Amer-

ican...First-Team All-ACC in 2006...played in the Senior Bowl...fifth-round draft pick by the Rams...played four games in the NFL.

Education: Earned a bachelor's degree in sport management at Clemson in 2006.

Personal: Born October 3, 1983 in Hawaii...married to the former Laura Elliott.



BRANDON MCCOMBS

Special Teams P.D. Coach
3rd Season at Clemson
Clemson '09

Responsibilities: Works with special teams players from a strength & development standpoint.

Staff Experience: Worked with the football team as a student assistant under Special Teams Coach André Powell in 2009...player development coach at Clemson in 2010,11.

Education: Earned a bachelor's degree in sports management from Clemson in 2009.

Personal: Born April 30, 1985 in Easley, SC...single.



DAMONTE MCKENZIE

Defensive P.D. Coach
4th Season at Clemson
Clemson '07

Responsibilities: Works with the defensive line from a strength & conditioning standpoint.

Playing Experience: Played as a defensive tackle at Clemson who lettered between 1995-99...strength & conditioning All-American in 1999...Honorable Mention All-ACC by ACC Sports Media Association...played seven games as a freshman in 1995, then red-shirted in 1996...finished his career with 100 tackles in 41 games (15 starts)...started 11 of the 12 games in 1999, including the Peach Bowl against Mississippi State...strongest player on the 1999 team with a 482-pound bench press...played in three bowl games...free-agent signee of the Dallas Cowboys...spent two years playing in NFL Europe with the Rhein Fire in 2002 and the Amsterdam Admirals in 2003.

Staff Experience: Served two years at Wren High School and one year at T.L. Hanna High School...served as a graduate assistant at Clemson in 2008 and 2009...player development coach at Clemson in 2010,11.

Education: Earned a bachelor's degree in sport management and a minor in athletic leadership from Clemson in 2007...earned a master's degree in youth development from Clemson in 2010.

Personal: Born March 25, 1976 in Baltimore, MD...married to the former Tanya Hughley.





INDOOR PRACTICE FACILITY

- OVERVIEW
- COACHES
- UNIVERSITY
- TRADITIONS
- PLAYERS
- REVIEW
- OPPONENTS
- RECORDS

Anytime Clemson hosts a football camp and the threat of severe weather threatens the area, they move everything inside to Jervey Gymnasium.

"It used to be that lightning could strike right here beside you before they would stop practice," said Head Coach Dabo Swinney. "These days, it can be sunny and not a cloud in the sky, but if lightning is within 15 miles of the area, they are going to send you in."

That, coupled with the 20-hour rule (the required accountable activity student-athletes can have within its chosen sport), Clemson decided it was time to take its practice facilities up another notch, as it officially broke ground on the football program's indoor practice facility.

Ironically, threatening weather in the area brought the groundbreaking ceremony inside, and in the way only Swinney can, he pointed out to President James F. Barker, Athletic Director Terry Don Phillips, IPTAY's Board of directors, and those who gave money to the capital campaign that there is certainly a need for an indoor practice facility.

"I don't know why you moved this thing indoors," said Swinney. "I guess you were worried about the rain. There is no better time to talk about an indoor facility than when we have to move something inside because of weather."

The indoor practice facility will feature a regulation-size, artificial turf football field, a coach's tower, and video platforms. The building will have large garage-style doors, which can be raised to create an open-air space.

"I want to thank everyone for the support and the ability to make this building a reality," added Swinney. "I want to thank IPTAY for their unbelievable support for everything they do athletically at Clemson."

"For three years we have worked very hard to make this a nationally-competitive program. That's the goal. That's somewhere we have not been here in a long time. Everyone here wants to be nationally competitive and we have made great strides in doing that. We still have a lot of work to do, but I'm very proud of the progress we have made."

"This facility is another step in that direction and it will truly be a difference-maker for this school."

The estimated cost of the indoor facility is \$10 million. Phillips said the new building, which will be located behind the Jervey Athletic Center, should be completed by December.

"This is critical," stated Phillips. "We need to have this facility. The points Coach Swinney made about the 20-hour rule hit right on the point. We only have so much time to get work done."


The Tiger football program is heading into its third year inside the WestZone, which has helped Clemson upgrade its football program with state-of-the-art locker rooms, weight rooms, meeting rooms, and a recruiting center. Clemson also recently opened a training table area in the WestZone.

"When the indoor facility opens, it will be first-class," added Phillips. "It will serve our needs very effectively. The indoor practice facility is another step in that direction."

"It is a very competitive world out there when it comes to facilities. Every school that we play has been very aggressive with facilities. It's not only important to be good on the field, but you have to have the ability to recruit. Their eyes tell them a lot about what kind of commitment we are making."


Barker stated that the groundbreaking of the indoor practice facility is another example of the commitment that has been made to make the Clemson football program one of the best in the country.

"We are very proud of our football program and we are proud of that ACC Championship," said Barker. "This is just one more reflection of how proud we are of our football program."



INDOOR PRACTICE FACILITY

- OVERVIEW
- COACHES
- UNIVERSITY
- TRADITIONS
- PLAYERS
- REVIEW
- OPPONENTS
- RECORDS



COMING THIS FALL!




SUPER BOWL CHAMPIONS

- OVERVIEW
- COACHES
- UNIVERSITY
- TRADITIONS
- PLAYERS
- REVIEW
- OPPONENTS
- RECORDS



DWIGHT CLARK



Player	Pos.	Year(s)	Team
Dan Benish	DT	1987	Redskins
Jeff Bostic	C	1982,87,91	Redskins
Dwight Clark	WR	1981,84	49ers
Bennie Cunningham	TE	1978,79	Steelers
Ty Davis	CB	1986	Giants
Nick Eason	DT	2008	Steelers
Terrence Flagler	RB	1988,89	49ers
Steve Fuller	QB	1985	Bears
Chris Gardocki	P	2005	Steelers
Andy Headen	LB	1986	Giants
Tony Horne	WR	1999	Rams
Terry Kinard	FS	1986	Giants
Bill Mathis	RB	1968	Jets
Dexter McCleon	CB	1999	Rams
John McMakin	TE	1974	Steelers
William Perry	MG	1985	Bears
Trevor Pryce	DT	1997,98	Broncos
Archie Reese	DT	1981	49ers
Wayne Simmons	LB	1996	Packers
Jim Stuckey	DT	1981,84	49ers
James Trapp	DB	2000	Ravens
Anthony Waters	LB	2009	Saints
Charlie Waters	S	1971,77	Cowboys

Note: Years reflect regular seasons.


PRO BOWL PLAYERS



- OVERVIEW
- COACHES
- UNIVERSITY
- TRADITIONS
- PLAYERS
- REVIEW
- OPPONENTS
- RECORDS



BRIAN DAWKINS



Year	Player	Pos.	Team
1952	Ray Mathews	HB	Steelers
1955	Ray Mathews	HB	Steelers
1961	Bill Hudson	DT	Chargers
	Bill Mathis	RB	Jets
	Harold Olson	OT	Bills
1963	Bill Mathis	RB	Jets
1976	Charlie Waters	S	Cowboys
1977	Charlie Waters	S	Cowboys
1978	Charlie Waters	S	Cowboys
1980	Jerry Butler	WR	Bills
1981	Dwight Clark	WR	49ers
1982	Dwight Clark	WR	49ers
1983	Jeff Bostic	C	Redskins
1985	Dale Hatcher	P	Rams
	Kevin Mack	RB	Browns
1987	Kevin Mack	RB	Browns
1988	Terry Kinard	S	Giants
	Johnny Rembert	LB	Patriots
1989	Michael Dean Perry	DT	Browns
	Johnny Rembert	LB	Patriots
	David Treadwell	PK	Broncos
1990	Michael Dean Perry	DT	Browns
1991	Michael Dean Perry	DT	Browns
1993	Michael Dean Perry	DT	Browns
	Donnell Woolford	CB	Bears
1994	Chester McGlockton	DT	Raiders
	Michael Dean Perry	DT	Browns
1995	Chester McGlockton	DT	Raiders
1996	Terry Allen	TB	Redskins
	Chris Gardocki	P	Colts
	Levon Kirkland	LB	Steelers
	Chester McGlockton	DT	Raiders
	Michael Dean Perry	DT	Broncos
1997	Levon Kirkland	LB	Steelers
	Chester McGlockton	DT	Raiders
1998	Ed McDaniel	LB	Vikings
1999	Brian Dawkins	S	Eagles
	Trevor Pryce	DT	Broncos
2000	Trevor Pryce	DT	Broncos
2001	Brian Dawkins	S	Eagles
	Trevor Pryce	DT	Broncos
2002	Brian Dawkins	S	Eagles
	Trevor Pryce	DT	Broncos
2004	Brian Dawkins	S	Eagles
2005	Brian Dawkins	S	Eagles
2006	Brian Dawkins	S	Eagles
	Justin Miller	KR	Jets
2008	Brian Dawkins	S	Eagles
2009	Brian Dawkins	S	Broncos
2011	Brian Dawkins	S	Broncos

Note: Years reflect regular seasons.

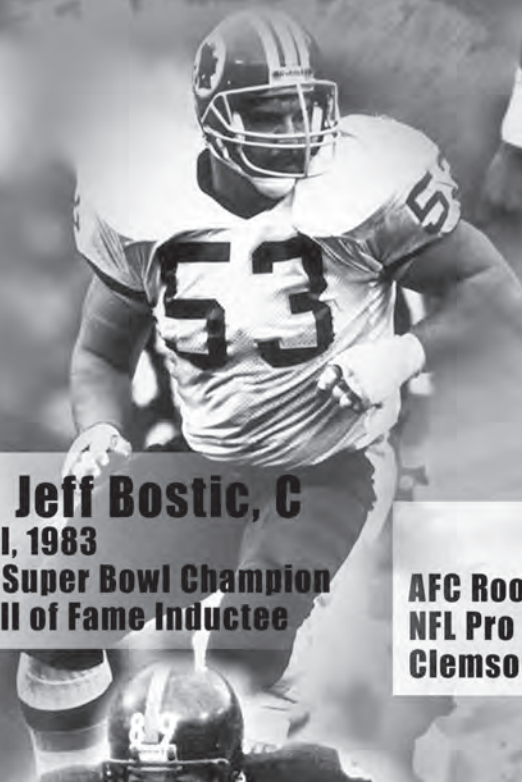


- OVERVIEW
- COACHES
- UNIVERSITY
- TRADITIONS
- PLAYERS
- REVIEW
- OPPONENTS
- RECORDS

FORMER NFL GREATS



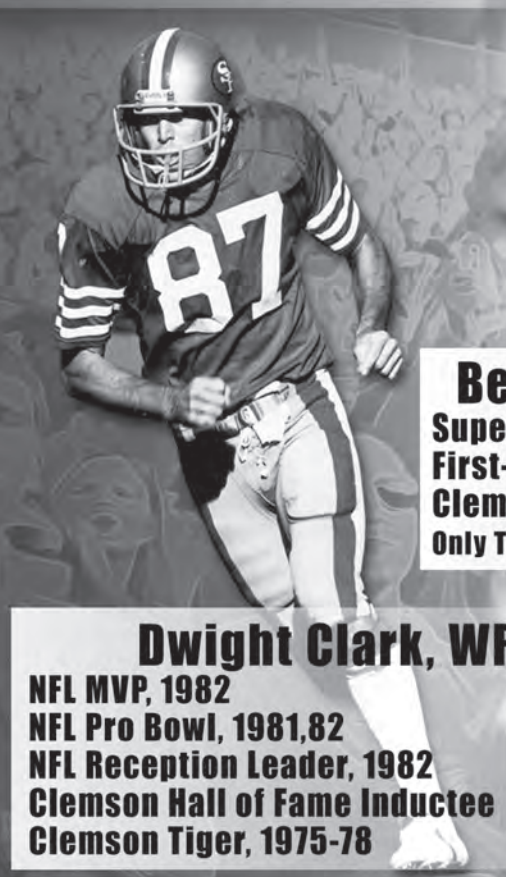
Terry Allen, TB
 NFL Pro Bowl, 1996
 Four 1,000-Yard Rushing Seasons
 NFL Touchdown Leader, 1996



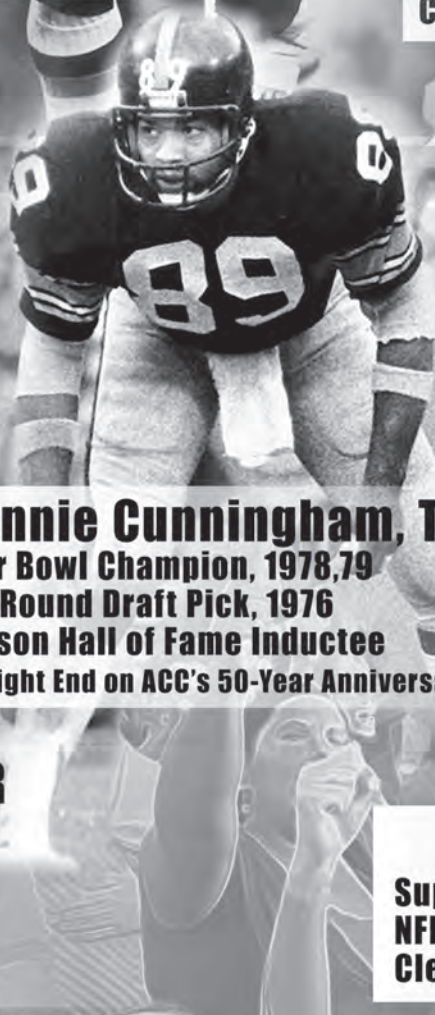
Jeff Bostic, C
 NFL Pro Bowl, 1983
 Three-Time Super Bowl Champion
 Clemson Hall of Fame Inductee



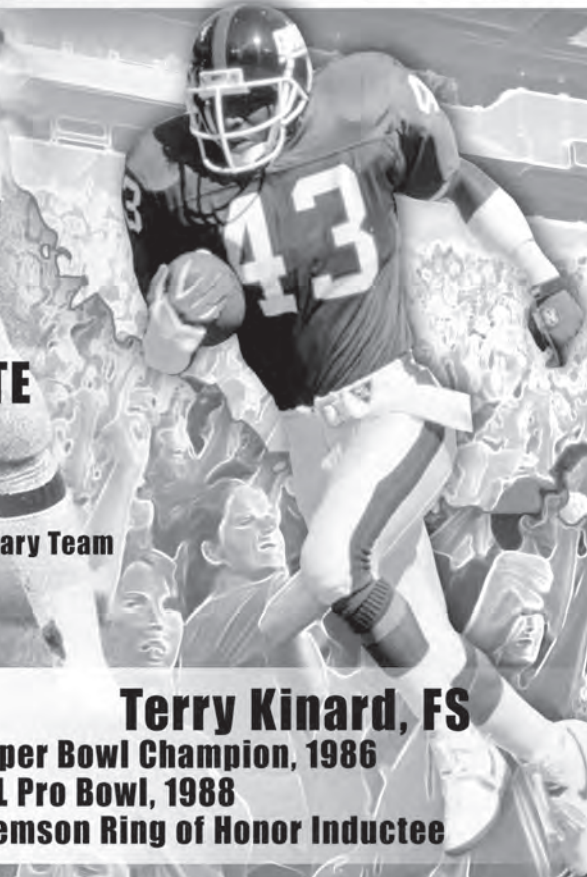
Jerry Butler, WR
 AFC Rookie-of-the-Year, 1979
 NFL Pro Bowl, 1980
 Clemson Ring of Honor Inductee



Dwight Clark, WR
 NFL MVP, 1982
 NFL Pro Bowl, 1981,82
 NFL Reception Leader, 1982
 Clemson Hall of Fame Inductee
 Clemson Tiger, 1975-78



Bennie Cunningham, TE
 Super Bowl Champion, 1978,79
 First-Round Draft Pick, 1976
 Clemson Hall of Fame Inductee
 Only Tight End on ACC's 50-Year Anniversary Team



Terry Kinard, FS
 Super Bowl Champion, 1986
 NFL Pro Bowl, 1988
 Clemson Ring of Honor Inductee

CLEMSONTIGERS.COM

FORMER NFL GREATS



OVERVIEW
COACHES
UNIVERSITY
TRADITIONS
PLAYERS
REVIEW
OPPONENTS
RECORDS




Levon Kirkland, LB
NFL All-Decade Team, 1990s
NFL Pro Bowl, 1996,97
11-year NFL Veteran
All-American, 1990,91




Michael Dean Perry, DT
Six-Time NFL Pro Bowl Selection
All-American, 1987




Chester McGlockton, DT
NFL Pro Bowl, 1994-97
12-year NFL Veteran
First-Round Draft Pick, 1992



Charlie Waters, S
Three-Time NFL Pro Bowl Selection
Two-Time Super Bowl Champion
Clemson Hall of Fame Inductee



William Perry, MG
Super Bowl Champion, 1985
All-American, 1982-84
Clemson Hall of Fame Inductee



Donnell Woolford, CB
NFL Pro Bowl, 1993
All-American, 1987,88
Clemson Hall of Fame Inductee

CLEMSONTIGERS.COM

FIRST-ROUND DRAFT PICKS

Year	Player	Pos.	Pick	Team
1939	Banks McFadden	B	4	Dodgers
1949	Bobby Gage	RB	6	Steelers
1960	Lou Cordileone	L	12	Giants
	Harvey White	QB	NA	Patriots
1976	Bennie Cunningham	TE	28	Steelers
1979	Jerry Butler	WR	5	Bills
	Steve Fuller	QB	23	Chiefs
1980	Jim Stuckey	DT	20	49ers
1982	Jeff Bryant	DT	6	Seahawks
	Perry Tuttle	WR	19	Bills
1983	Terry Kinard	FS	10	Giants
1985	William Perry	MG	22	Bears
1987	Terrence Flagler	TB	25	49ers
1989	Donnell Woolford	CB	11	Bears
1992	Chester McGlockton	DT	16	Raiders
1993	Wayne Simmons	OLB	15	Packers
1997	Trevor Pryce	DE	28	Broncos
1998	Anthony Simmons	ILB	15	Seahawks
1999	Antwan Edwards	CB	25	Packers
2001	Rod Gardner	WR	15	Redskins
2006	Tye Hill	CB	15	Rams
2007	Gaines Adams	DE	4	Buccaneers
2010	C.J. Spiller	RB	9	Bills



C.J. SPILLER

2011 NFL TIGERS



- OVERVIEW
- COACHES
- UNIVERSITY
- TRADITIONS
- PLAYERS
- REVIEW
- OPPONENTS
- RECORDS



KAVELL CONNER

#	Player	Pos.	CU Years	Exp.	Team
61	Thomas Austin	OG	2006-09	2	Texans
91	Da'Quan Bowers	DE	2008-10	1	Buccaneers
22	Crezdon Butler	CB	2006-09	2	Cardinals
46	Miguel Chavis	FB	2007-10	1	Steelers
30	Chris Clemons	S	2005-08	3	Dolphins
53	Kavell Conner	LB	2006-09	2	Colts
73	Jamie Cumbie	DT	2006,07,09	1	Raiders
28	James Davis	RB	2005-08	3	Lions
20	Brian Dawkins	S	1992-95	17	Broncos
98	Nick Eason	DT	1999-02	9	Cardinals
12	Jacoby Ford	WR	2006-09	2	Raiders
38	Marcus Gilchrist	CB	2007-10	1	Chargers
19	Tyler Grisham	WR	2005-08	3	Steelers
75	Chris Hairston	OT	2007-10	1	Bills
23	Jamie Harper	RB	2008-10	1	Titans
56	Leroy Hill	LB	2001-04	7	Seahawks
99	Jarvis Jenkins	DT	2007-10	1	Redskins
41	Byron Maxwell	DB	2007-10	1	Seahawks
97	Phillip Merling	DE	2005-07	4	Dolphins
81	Michael Palmer	TE	2006-09	2	Falcons
67	Barry Richardson	OT	2004-07	4	Chiefs
92	Ricky Sapp	DE	2006-09	2	Jets
97	Dorell Scott	DT	2005-08	3	Rams
28	C.J. Spiller	RB	2006-09	2	Bills
17	Chansi Stuckey	WR	2003-06	5	Cardinals
6	Charlie Whitehurst	QB	2002-05	6	Seahawks




ALL-AMERICANS

- OVERVIEW
- COACHES
- UNIVERSITY
- TRADITIONS
- PLAYERS
- REVIEW
- OPPONENTS
- RECORDS

Year	Player	Pos.	AP	UPI	FC	FW	WC	SN	FN	Other
1928	O.K. Pressley	C								Heisman ⁽¹⁾ , NEA ⁽²⁾
1939	Banks McFadden	B	1	3	1	1				Colliers ⁽¹⁾ , NEA ⁽¹⁾
1940	Joe Blalock	E		2						Hearst ⁽¹⁾
1941	Joe Blalock	E		2	1			1		Central Press ⁽¹⁾
1945	Ralph Jenkins	C		3						INS ⁽¹⁾
1948	Bobby Gage	B								INS ⁽¹⁾
1950	Jackie Calvert	S		2						NEA ⁽¹⁾
1952	Tom Barton	OL		2						
1955	Joel Wells	RB		3						
1959	Lou Cordileone	OL	1				1			
1966	Wayne Mass	OL		2						Dell Sports ⁽¹⁾
1967	Harry Olszewski	OG	2	1	1	1	1	2		
1970	Dave Thompson	OG		2						NEA ⁽¹⁾
1974	Bennie Cunningham	TE	1	1	1			1		
1975	Bennie Cunningham	TE					1	1		Time ⁽¹⁾
1977	Joe Bostic	OG	3			1		3		
1978	Joe Bostic	OG	2	2				1		
	Jerry Butler	WR	1				1			NEA ⁽²⁾
	Steve Fuller	QB		3						
1979	Jim Stuckey	DT	1	1		1		1		
1980	Obed Arieri	PK								NEA ⁽²⁾
1981	Jeff Davis	LB	2	1	1	1	1	1		
	Terry Kinard	FS	1			1				NEA ⁽¹⁾
	Perry Tuttle	WR						1	2	
	Jeff Bryant	DT							2	
	Lee Nanney	OT		2						
1982	* Terry Kinard	FS	1	1	1	1	1	1	1	
	William Perry	MG		3						
	Johnny Rembert	LB		3					3	
1983	William Perry	MG	1	1		1	1		2	
	James Robinson	DT							2	
	James Farr	OG		3						
1984	William Perry	MG	3	1			1		1	
	Dale Hatcher	P							2	
	Donald Igwebuikwe	PK		3						
1985	Steve Reese	OG							2	
1986	Terrence Flagler	RB	3			1			3	
	John Phillips	OG		1					2	2
1987	Michael Dean Perry	DT		2		1			2	2
	John Phillips	OG		2					3	
	David Treadwell	PK	1	1	1		1	1	1	
	Donnell Woolford	CB	3		1				2	
1988	Donnell Woolford	CB		1	1	1	1	1	2	
1989	Stacy Long	OT		3					1	
	Chris Gardocki	PK		3						
1990	Stacy Long	OT	1	1	1	1		1	1	
	Chris Gardocki	PK		2	2				3	
	Levon Kirkland	LB		2	2				3	
1991	Jeb Flesch	OG	1	1			1	2	1	
	Levon Kirkland	LB		2	1		1	1	2	
	Rob Bodine	MG		2		1			2	SH ⁽¹⁾
	Ed McDaniel	LB		3						CP ⁽²⁾
1992	Stacy Seegars	OG	2	2					3	CP ⁽¹⁾
	Nelson Welch	PK		3						
1993	Stacy Seegars	OG	1	2		1	1	1		CP ⁽²⁾
1995	Brian Dawkins	S		2				2		
	Anthony Simmons	LB		3						
1996	Anthony Simmons	LB		3				1	2	
1997	Anthony Simmons	LB	1		1			1	2	CP ⁽²⁾
	Jim Bundren	OT		3				3	2	
1998	Antwan Edwards	CB		3					3	Football Digest ⁽¹⁾
1999	Keith Adams	LB		2				3	1	CBS Sportsline ⁽²⁾
2000	Keith Adams	LB		1			1	1	1	CNN ⁽¹⁾
	Kyle Young	C						3	2	
	Robert Carswell	FS		3				3		
	Rod Gardner	WR								Gannett ⁽¹⁾ , CP ⁽¹⁾
2001	Kyle Young	C						3	3	
2002	Brian Mance	CB							4	
2004	Justin Miller	KR							2	Rivals ⁽²⁾ , CNN ⁽²⁾
	Leroy Hill	LB		3						Rivals ⁽¹⁾
2005	Tye Hill	CB		2			1	1	2	Rivals ⁽¹⁾ , ESPN ⁽¹⁾
2006	* Gaines Adams	DE	1		1	1	1	1	1	Rivals ⁽¹⁾ , ESPN ⁽¹⁾
	Nathan Bennett	OG		3						
2007	Barry Richardson	OT					2		1	
	Chris McDuffie	OG							2	
2009	* C.J. Spiller	RB	1		1	1	1	1	1	Rivals ⁽¹⁾ , ESPN ⁽¹⁾
	DeAndre McDaniel	S				1			3	Steele ⁽¹⁾ , CBS ⁽¹⁾
	Thomas Austin	OG							3	
2010	* Da'Quan Bowers	DE	1		1	1	1	1	1	Rivals ⁽¹⁾ , ESPN ⁽¹⁾
	DeAndre McDaniel	S								Rivals ⁽¹⁾ , Steele ⁽¹⁾
2011	Dwayne Allen	TE		1		1				ESPN ⁽¹⁾ , SI ⁽¹⁾ , Steele ⁽¹⁾ , CBS ⁽²⁾
	Sammy Watkins	WR		1						Fox Sports ⁽¹⁾ , SI ⁽¹⁾ , Steele ⁽²⁾
	Andre Branch	DE		3			2			CBS Sports ⁽²⁾ , SI ⁽²⁾ , Steele ⁽²⁾

* - unanimous All-American; WC - Walter Camp; NEA - Newspaper Enterprise of America; SH - Scripps-Howard; CP - College & Pro Football Weekly; INS - International News Service



ANDRE BRANCH

ALL-AMERICANS



- OVERVIEW
- COACHES
- UNIVERSITY
- TRADITIONS
- PLAYERS
- REVIEW
- OPPONENTS
- RECORDS

CONSENSUS ALL-AMERICANS

Year	Player	Pos.
1967	Harry Olszewski	G
1974	Bennie Cunningham	TE
1979	Jim Stuckey	DT
1981	Jeff Davis	LB
	Terry Kinard	FS
1982	Terry Kinard	FS
1983	William Perry	MG
1986	Terrence Flagler	RB
1987	David Treadwell	PK
1988	Donnell Woolford	CB
1990	Stacy Long	OT
1991	Jeb Flesch	OG
	Levon Kirkland	LB
1993	Stacy Seegars	OG
1997	Anthony Simmons	LB
2000	Keith Adams	LB
2005	Tye Hill	CB
2006	Gaines Adams	DE
2009	C.J. Spiller	RB
2010	Da'Quan Bowers	DE
2011	Dwayne Allen	TE

DWAYNE ALLEN



MULTI-YEAR ALL-AMERICANS

Player	Pos.	Years
Joe Blalock	WR	1940,41
Bennie Cunningham	TE	1974,75
Joe Bostic	OG	1977,78
Terry Kinard	FS	1981,82
William Perry	MG	1982-84
John Phillips	OG	1986,87
Donnell Woolford	CB	1987,88
Stacy Long	OT	1989,90
Chris Gardocki	PK	1989,90
Levon Kirkland	LB	1990,91
Stacy Seegars	OG	1992,93
Anthony Simmons	LB	1995-97
Keith Adams	LB	1999,00
Kyle Young	C	2000,01

Note: First-team selections only.

AP ALL-AMERICANS

Year	Player	Pos.
1939	Banks McFadden	B
1959	Lou Cordileone	L
1974	Bennie Cunningham	TE
1978	Jerry Butler	WR
1979	Jim Stuckey	DT
1981	Terry Kinard	FS
1982	Terry Kinard	FS
1987	David Treadwell	PK
1990	Stacy Long	OT
1991	Jeb Flesch	OG
1993	Stacy Seegars	OG
1997	Anthony Simmons	LB
2000	Keith Adams	LB
2006	Gaines Adams	DE
2009	C.J. Spiller	AP
2010	Da'Quan Bowers	DE
2011	Dwayne Allen	TE
	Sammy Watkins	AP

Note: First-team selections only.

OFFENSIVE LINEMAN TRADITION



DALTON FREEMAN

2 Number of offensive linemen who were named All-American in 2007. **Chris McDuffie** and **Barry Richardson** both made various teams. It was the first time Clemson had two All-America offensive linemen in the same year.

3 Number of consecutive years **Kyle Young** was named a First-Team Verizon Academic All-American, just the second three-time selection among offensive linemen in college football history. Young was also a two-time All-American on the field.

5 Number of two-time All-ACC offensive linemen Clemson has had in the last decade, including 2010 senior **Chris Hairston**. It is also the number of Tiger offensive linemen who have been named All-American in the last 11 years.

10 Number of times in the last 24 seasons Clemson has led the ACC in rushing, thanks in part to the play of the offensive line.

13 Number of years in the last 27 seasons Clemson has had an All-America offensive lineman.

47 Number of games tackle **Jim Bundren** and guard **Glenn Rountree** started in a row, leading the Tigers to three straight bowl games from 1995-97.

HONORS

Outland Trophy Finalists

Stacy Long, OT	1990
----------------	------

Rimington Trophy Finalists

Kyle Young, C	2000,01
Dalton Freeman, C	2011

All-Americans

O.K. Pressley, C	1928
Ralph Jenkins, C	1945
Tom Barton, OG	1952
Wayne Mass, OT	1966
Harry Olszewski, OG	1967
Dave Thompson, OG	1970
Joe Bostic, OG	1977,78
Lee Nanne, OT	1981
James Farr, OG	1983
Steve Reese, OG	1985
Harry Olszewski, OG	1986,87
Stacy Long, OT	1989,90
Jeb Flesch, OG	1991
Stacy Seegars, OG	1992,93
Jim Bundren, OT	1997
Kyle Young, C	2000,01
Nathan Bennett, OG	2006
Barry Richardson, OT	2007

ACC Jacobs Blocking Trophy

Wayne Mass, OT	1966
Harry Olszewski, OG	1967
Joe Bostic, OG	1977
Lee Nanne, OT	1981
James Farr, OG	1983
John Phillips, OG	1987

All-Conference Players

O.L. Derrick, OG	1903-05
W.A. Schilleter, OT	1913
Mutt Gee, C	1917
L.M. Lightsey, OT	1919,20,22
R.C. Potts, OG	1919
O.K. Pressley, C	1928
Harry Olszewski, OG	1935
Charlie Woods, C	1937
Ralph Jenkins, C	1944,45
Clyde White, OT	1954
Don Chuy, OG	1963
Billy Weaver, OG	1963
Johnny Boyette, OT	1965
Wayne Mass, OT	1966,67

Harry Olszewski, OG	1966,67
Joe Lhotsky, OT	1968
Dave Thompson, OG	1970
Ken Peoples, OT	1973,74
Joe Bostic, OG	1977,78
Lacy Brumley, OT	1977
Steve Kenney, OT	1978
Jeff Bostic, OG	1979
Lee Nanne, OT	1980,81
Tony Berryhill, C	1981
James Farr, OG	1983
Steve Reese, OG	1984,85
John Phillips, OG	1986,87
Jeff Nunamacher, OT	1987,88
Stacy Long, OT	1989,90
Hank Phillips, C	1989
Jeb Flesch, OG	1989-91
Eric Harmon, OG	1990
Bruce Bratton, OT	1991
Stacy Seegars, OG	1992,93
Will Young, OG	1995
Dwayne Morgan, OT	1995
Jim Bundren, OT	1996,97
Glenn Rountree, OG	1996,97
Jamie Trimble, C	1996

Holland Postell, OT	1998
Corey Hulsey, OG	1998
Kyle Young, C	2000,01
Will Merritt, OG	2000,01
Akil Smith, OT	2001
Gregory Walker, OT	2003
Roman Fry, OG	2005
Nathan Bennett, OG	2006
Barry Richardson, OT	2006,07
Dustin Fry, C	2006
Chris McDuffie, OG	2007
Thomas Austin, OL	2008,09
Chris Hairston, OT	2009,10
Dalton Freeman, C	2011

ACC 50-Year Selections

Joe Bostic, OG	1975-78
----------------	---------

NFL Players

Thomas Austin, OG	2010,11
Nathan Bennett, OG	2007,08
Jeff Bostic, C	1980-93
Joe Bostic, OG	1979-88
Jim Bundren, OT	1998-00
Don Chuy, OG	1963-69
Brian Clark, OG	1982

Chris Dolce, OG	1983
James Farr, OG	1984,85
Dustin Fry, C	2007,08,09
Ricky Harrell, C	1973
Corey Hulsey, OG	2001,03-06
Ralph Jenkins, C	1947
Steve Kenney, OT	1979-86
Wayne Mass, OT	1968-72
Jim McCannless, OG	1960
Dwayne Morgan, OT	2003
Wayne Mulligan, C	1969-75
Harry Olszewski, OG	1969,70
Bob Patton, OT	1952
Ken Peoples, OG	1975
Barry Richardson, OT	2008-11
Glenn Rountree, OG	1999
Dave Thompson, OG	1971-75
Gregory Walker, OG	2004
Curtis Whitley, C	1992-97

Super Bowl Champions

Jeff Bostic, Redskins	1982,87,91
-----------------------	------------

RECEIVER TRADITION



- OVERVIEW
- COACHES
- UNIVERSITY
- TRADITIONS
- PLAYERS
- REVIEW
- OPPONENTS
- RECORDS

1 Number of tight ends named to the ACC 50-Year Anniversary team. The only pick was former Tiger **Bennie Cunningham**, an All-America tight end in 1974 and 1975.

6 Consecutive years the Tigers had an All-ACC wide receiver from 2004-09. **Airese Currie** was a first-team pick when he led the ACC in 2004, while **Chansi Stuckey** was a first-team pick in 2005,06. **Stuckey** led the ACC in 2005. **Aaron Kelly** was named first team in 2007 and second team in 2008. **Jacoby Ford** and tight end **Michael Palmer** were All-ACC picks in 2009.

7 Number of touchdowns scored by former Tiger wideout **Jacoby Ford** in his first year in the NFL with the Oakland Raiders in 2010. He averaged 18.8 yards per catch, fifth in the NFL among players with at least 20 receptions.

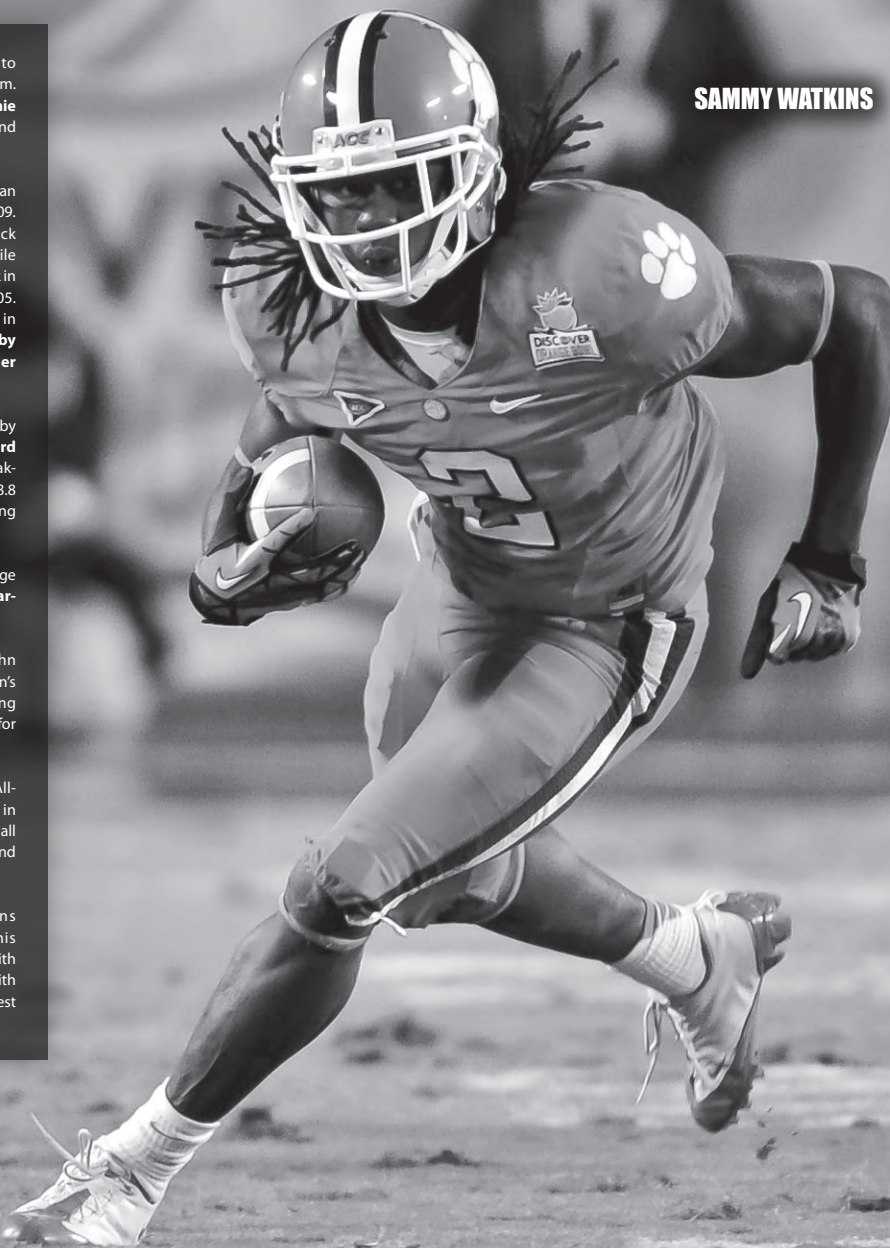
9 Number of ACC reception-yardage champions Clemson has had. **Aaron Kelly** joined the list in 2007.

50 **Dwayne Allen** won the John Mackey Award as the nation's top tight end in 2011 after totaling 50 receptions, eight of which went for touchdowns.

82 Number of receptions by All-American **Sammy Watkins** in 2011, his freshman season. He led all freshmen nationally in receptions and receiving yards (1,219).

232 **Aaron Kelly** had in his career, an ACC record. He finished with a streak of 32 consecutive games with at least one catch, the second-longest streak in school history.

SAMMY WATKINS



HONORS

John Mackey Award Winner

Dwayne Allen	2011
--------------	------

Sporting News National FOTY

Sammy Watkins	2011
---------------	------

Walter Camp Award Semifinalists

Sammy Watkins	2011
---------------	------

Biletnikoff Award Semifinalists

Tony Horne	1997
Rod Gardner	2000
Sammy Watkins	2011

All-Americans

Joe Blalock	1940,41
Bennie Cunningham	1974,75
Jerry Butler	1978
Perry Tuttle	1981
Rod Gardner	2000

Dwayne Allen	2011
Sammy Watkins	2011

All-Conference Players

Hope Sandler	1902
Gus Goins	1938
Joe Blalock	1939-41
Chip Clark	1942
Glenn Smith	1950,51
Dreher Gaskins	1953
Dalton Rivers	1956
Gary Barnes	1959
Tommy King	1961
Charlie Waters	1969
John McMakin	1971
Bennie Cunningham	1974,75
Jerry Butler	1977,78
Perry Tuttle	1980,81
Frank Magwood	1982
K.D. Dunn	1983

Jim Riggs	1985,86
Terrance Roulhac	1984
Terry Smith	1991
Lamont Hall	1996
Tony Horne	1997
Rod Gardner	1999,00
Airese Currie	2004
Chansi Stuckey	2005,06
Aaron Kelly	2007,08
Jacoby Ford	2009
Michael Palmer	2009
Dwayne Allen	2011
Sammy Watkins	2011

ACC 50-Year Selections

Jerry Butler	1975-78
Bennie Cunningham	1973-75

NFL Players

Gary Barnes	1961-67
-------------	---------

Shelton Boyer	1987
Jerry Butler	1979-87
Dwight Clark	1979-87
James Coley	1990,91
Bennie Cunningham	1976-85
Airese Currie	2005,06
K.D. Dunn	1985-88
Jacoby Ford	2010,11
Rod Gardner	2001-06
Tyler Grisham	2009
Lamont Hall	1999-05
Derrick Hamilton	2004,05
Tony Horne	1998-00
Keith Jennings	1989-97
Ray Mathews	1951-60
John McMakin	1972-76
Michael Palmer	2010,11
Bob Poole	1964-67
Jim Riggs	1987-93
Stan Rome	1979-82

Larry Ryans	1993,96
Chansi Stuckey	2007-10
Rendrick Taylor	2010
Doug Thomas	1991-93
Perry Tuttle	1982-88
Joey Walters	1977-87
Ray Williams	1987
Kevin Youngblood	2006

Pro Bowl Players

Jerry Butler	1980
Dwight Clark	1981,82

Super Bowl Champions


Dwight Clark, 49ers	1981,84
Bennie Cunningham, Steelers	1977,78
John McMakin, Steelers	1974
Tony Horne, Rams	1999

CLEMSONTIGERS.COM



QUARTERBACK TRADITION

- OVERVIEW
- COACHES
- UNIVERSITY
- TRADITIONS
- PLAYERS
- REVIEW
- OPPONENTS
- RECORDS



TAJH BOYD

1 In 2001, **Woodrow Dantzler** became the first quarterback in NCAA history to pass for 2,000 yards and rush for 1,000 yards in one year.

4 Number of victories without a loss **Charlie Whitehurst** had as a starting quarterback against South Carolina in his career (2002-05). He is the only starting signal-caller in series history to have a 4-0 record. He is now with the Seattle Seahawks in the NFL.

6 Number of Tiger quarterbacks who have been either academic All-American or won an NCAA Postgraduate Scholarship.

20 Touchdown passes and home runs for two-sport athlete **Kyle Parker** during the 2009-10 academic year, the first NCAA Division I athlete to reach 20 of each in one season.

32 Number of wins **Rodney Williams** directed Clemson to as starting quarterback between the 1985 and 1988 seasons. That mark is second-most in ACC history.

38 **Tajh Boyd's** touchdown responsibility total in 2011, an ACC record. He had a school-record 33 passing touchdowns and five rushing touchdowns.

HONORS

Davey O'Brien Award Semifinalists

Woodrow Dantzler	2000,01
Tajh Boyd	2011

Maxwell Award Semifinalists

Tajh Boyd	2011
-----------	------

All-Americans

Banks McFadden	1939
Steve Fuller	1978

Academic All-Americans

Charlie Bussey	1956
Harvey White	1957
Steve Fuller	1977,78
Mike Eppley	1984

NCAA Postgraduate Scholarships

Jimmy Bell	1964
Jimmy Addison	1968
Steve Fuller	1979

ACC Players-of-the-Year

Steve Fuller	1977,78
--------------	---------

All-Conference Players

John Maxwell	1902,03
Banks McFadden	1939
Bobby Gage	1948
Harvey White	1957
Lowndes Shingler	1960
Jimmy Addison	1967
Ken Pengitore	1973
Steve Fuller	1977,78
Homer Jordan	1981
Mike Eppley	1984
Woodrow Dantzler	2001
Charlie Whitehurst	2005

Cullen Harper	2007
Tajh Boyd	2011

ACC 50-Year Selections

Steve Fuller	1975-78
--------------	---------

Professional Players

DeChane Cameron	1992
Woodrow Dantzler	2002,03
Steve Fuller	1979-87
Bobby Gage	1949,50
Nealon Greene	1998-05
Dick Hendley	1951

Homer Jordan	1983-85
Banks McFadden	1940
Will Proctor	2007,08
Harvey White	1960
Charlie Whitehurst	2006-11

Super Bowl Champions

Steve Fuller, Bears	1985
---------------------	------

RUNNING BACK TRADITION

ANDRE ELLINGTON

1 Bill Mathis was a member of the New York Jets' 1969 Super Bowl Championship team, the first former Tiger to win a Super Bowl ring.

2 Number of Super Bowl Championship rings won by former Tiger Terrence Flagler with the San Francisco 49ers in 1988 and 1989.

5 Consecutive years Clemson had a first or second-team All-ACC running back from 2005-09.

5.8 Yards-per-carry figure by current running back Andre Ellington, the third-best career mark in school history.

6 Finish for 2009 senior C.J. Spiller in the Heisman Trophy balloting. It tied for the highest finish by any Tiger. It is also the number of Tigers who have led the ACC in rushing, including all-time Clemson rushing leader Raymond Priester (1994-97).

100 Combined number of touchdowns scored by C.J. Spiller (51) and James Davis (49) during their Tiger careers.

1,000 Number of yards 12 different Tigers have reached in a season a combined 13 times in Clemson history.

7,588 Number of career all-purpose yards by C.J. Spiller in his four years with the Tiger program, the third-highest total in NCAA history.

HONORS

All-Americans

Joel Wells	1955
Terrence Flagler	1986
C.J. Spiller	2009

ACC Players-of-the-Year

Buddy Gore	1967
C.J. Spiller	2009

ACC Rookies-of-the-Year

Chuck McSwain	1979
Terry Allen	1987
Ronald Williams	1990
James Davis	2005

All-Conference Players

Jock Hanvey	1903
Fritz Furtick	1905
Stumpy Banks	1919
Goat McMillian	1929
Don Willis	1938
Charlie Timmons	1940,41
Ray Mathews	1949
Fred Cone	1950
Billy Hair	1951,52
Joel Wells	1955,56
Doug Cline	1959
Bill Mathis	1959
Pat Crain	1963
Hugh Mauldin	1965
Buddy Gore	1967,68
Ray Yauger	1969

Lester Brown	1978
Cliff Austin	1982
Kenny Flowers	1985
Terrence Flagler	1986
Terry Allen	1987,88
Ronald Williams	1990,91
Raymond Priester	1995-97
Travis Zachery	2000
James Davis	2006,07
C.J. Spiller	2006,08,09
Andre Ellington	2011

NFL Players

Terry Allen	1991-01
Cliff Austin	1983-87
Bob Baldwin	1966,67
Ken Callicutt	1978-82

Fred Cone	1951-60
James Davis	2009,10
Stacy Driver	1987
Terrence Flagler	1987-91
Kenny Flowers	1987-89
Steve Griffin	1987
Jamie Harper	2011
Rudy Harris	1993-95
Tracy Johnson	1989-96
Kevin Mack	1985-93
Bill Mathis	1960-69
Jeff McCall	1983
Chuck McSwain	1983-87
Joe Pagliei	1959,60
Marion Reeves	1974-76
Marvin Sims	1980,81
C.J. Spiller	2010,11

Don Testerman	1976-80
Charlie Timmons	1946
Sid Tinsley	1945
Joel Wells	1957-61
Derrick Witherspoon	1995-97
Terry Witherspoon	2001

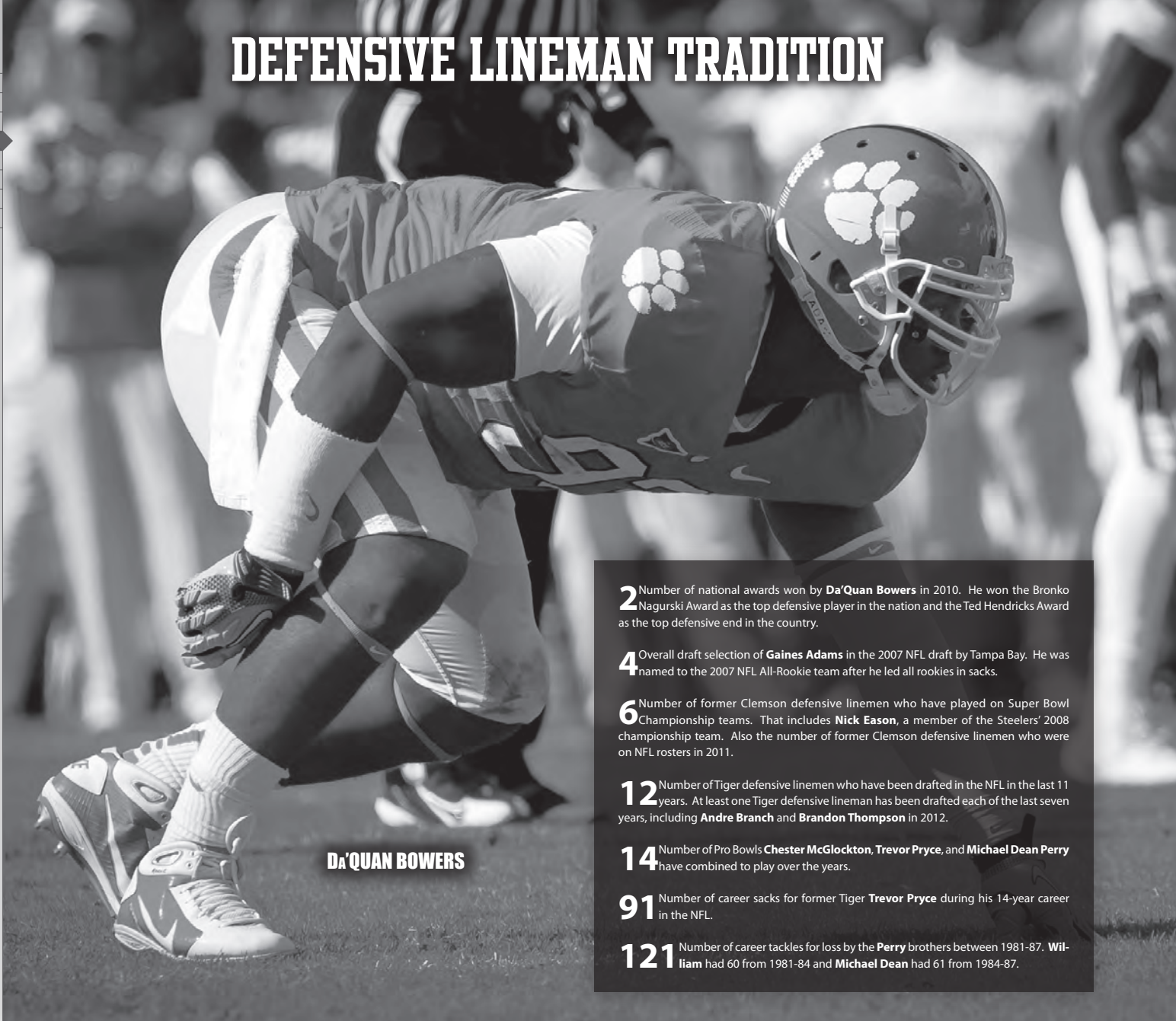
Pro Bowl Players

Ray Mathews	1952,53,55
Bill Mathis	1963
Kevin Mack	1985-87
Terry Allen	1996

Super Bowl Champions

Terrence Flagler, 49ers	1988,89
Bill Mathis, Jets	1969

DEFENSIVE LINEMAN TRADITION



DA'QUAN BOWERS

2 Number of national awards won by **Da'Quan Bowers** in 2010. He won the Bronko Nagurski Award as the top defensive player in the nation and the Ted Hendricks Award as the top defensive end in the country.

4 Overall draft selection of **Gaines Adams** in the 2007 NFL draft by Tampa Bay. He was named to the 2007 NFL All-Rookie team after he led all rookies in sacks.

6 Number of former Clemson defensive linemen who have played on Super Bowl Championship teams. That includes **Nick Eason**, a member of the Steelers' 2008 championship team. Also the number of former Clemson defensive linemen who were on NFL rosters in 2011.

12 Number of Tiger defensive linemen who have been drafted in the NFL in the last 11 years. At least one Tiger defensive lineman has been drafted each of the last seven years, including **Andre Branch** and **Brandon Thompson** in 2012.

14 Number of Pro Bowls **Chester McGlockton**, **Trevor Pryce**, and **Michael Dean Perry** have combined to play over the years.

91 Number of career sacks for former Tiger **Trevor Pryce** during his 14-year career in the NFL.

121 Number of career tackles for loss by the **Perry** brothers between 1981-87. **William** had 60 from 1981-84 and **Michael Dean** had 61 from 1984-87.

HONORS

Hendricks Award Winners

Da'Quan Bowers, DE 2010

Nagurski Award Winners

Da'Quan Bowers, DE 2010

Lombardi Award Finalists

William Perry, MG 1984
Da'Quan Bowers, DE 2010

Nagurski Award Finalists

Gaines Adams, DE 2006

Outland Trophy Finalists

William Perry, MG 1984
Michael Dean Perry, DT 1987

All-Americans

Lou Cordileone, DT 1959
Jim Stuckey, DT 1979
Jeff Bryant, DT 1981
William Perry, MG 1982-84
James Robinson, DT 1983
Michael Dean Perry, DT 1987
Rob Bodine, MG 1991
Gaines Adams, DE 2006

Da'Quan Bowers, DE 2010
Andre Branch, DE 2011

ACC Players-of-the-Year

William Perry, MG 1984
Michael Dean Perry, DT 1987

ACC Defensive Players-of-the-Year

Gaines Adams, DE 2006
Da'Quan Bowers, DE 2010

All-Conference Players

B.C. Inabinet, MG 1935
Bob Turner, DT 1945
Frank Gillespie, MG 1948
George Fritts, MG 1939-41
Jim Padgett, DT 1958
Harold Olson, DT 1959
John Cagle, DT 1968
Frank Wirth, DT 1972
Willie Anderson, MG 1974
Jim Stuckey, DT 1978,79
Frank Wirth, DT 1972
Steve Durham, DT 1979
Dan Benish, DT 1981
Jeff Bryant, DT 1981
William Perry, MG 1982-84

James Robinson, DT 1983
Steve Berlin, DT 1985
Michael Dean Perry, DT 1986,87
Tony Stephens, MG 1987
Mark Drag, MG 1988
Rich McCullough, DT 1988
Vance Hammond, DT 1989,90
Otis Moore, DT 1989
Rob Bodine, MG 1991
Chester McGlockton, DT 1991
Brentson Buckner, DT 1992,93
Marvin Cross, DT 1994
Lamarick Simpson, DT 1995
Trevor Pryce, DT 1996
Lorenzo Bromell, DT 1997
John Cagle, DT 1997
Adrian Dingle, DE 1998
Terry Jolly, DT 1999,00
Nick Eason, DT 2002
Bryant McNeal, DE 2002
Donnell Washington, DT 2003
Gaines Adams, DE 2006
Ricky Sapp, DE 2009
Da'Quan Bowers, DE 2010
Jarvis Jenkins, DT 2010
Andre Branch, DE 2011

Brandon Thompson, DT 2011

ACC 50-Year Selections

Michael Dean Perry, DT 1984-97
William Perry, MG 1981-84

NFL Players

Gaines Adams, DE 2007-09
Dan Benish, DT 1983-88
Charles Bennett, DE 2006-08
Da'Quan Bowers, DE 2011
Lorenzo Bromell, DE 1998-04
Jeff Bryant, DT 1982-93
Brentson Buckner, DT 1994-05
John Cagle, DT 1969
Lou Cordileone, DT 1960-68
Adrian Dingle, DT 1999-04
Steve Durham, DT 1982
Nick Eason, DT 2004-11
Bill Hudson, DT 1961-63
Bob Hudson, DT 1951-61
Clarence Inabinet, DT 1936
Jarvis Jenkins, DT 2011
Richard McCullough, DT 1989,90
Chester McGlockton, DT 1992-03
Bryant McNeal, DE 2003-06

Phillip Merling, DE 2008-11
William Perry, MG 1985-94
Michael Dean Perry, DT 1988-97
Robert Potts, DT 1919
Trevor Pryce, DT 1997-10
Archie Reese, DT 1978-84
Ricky Sapp, DE 2010,11
Dorell Scott, DT 2009-11
Jim Stuckey, DT 1980-87
Khaleed Vaughn, DE 2004,05
Donnell Washington, DT 2004,05

Pro Bowl Players

Bill Hudson, DT 1961
Chester McGlockton, DT 1994-97
Michael Dean Perry, DT 1989-91,93,94,96
Trevor Pryce, DT 1999-02

Super Bowl Champions

Dan Benish, Redskins 1987
Nick Eason, Steelers 2008
William Perry, Bears 1986
Trevor Pryce, Broncos 1997,98
Archie Reese, 49ers 1981
Jim Stuckey, 49ers 1981,84

LINEBACKER TRADITION



KEITH ADAMS

- OVERVIEW
- COACHES
- UNIVERSITY
- TRADITIONS
- PLAYERS
- REVIEW
- OPPONENTS
- RECORDS

3 Number of times **Chad Carson** was selected to the Verizon Academic All-America team. He was a second-team selection in 1999, and a first-team choice in both 2000 and 2001.

5 Number of times in the last 14 seasons Clemson has had a Butkus Award nominee. Also, the number of linebackers on the 1990 team that played in the NFL, including **John Johnson**, **Levon Kirkland**, **Ed McDaniel**, **Ashley Sheppard**, and the late **Wayne Simmons**. The group combined to play 35 years in the NFL.

12 Number of Clemson linebackers that have been selected within the first five rounds of the NFL draft in the last 21 years.

43 Jersey number of both **Keith Adams** and **Leroy Hill**, two of the last 12 ACC Defensive Player-of-the-Year selections. **Adams** won the award in the 1999 season and **Hill** took home the hardware in 2004.

313 Number of career tackles for **Kavell Conner**, a 2009 Tiger senior who was an NFL All-Rookie selection with the Colts in 2010.

2007 Year former All-American **Jeff Davis** was inducted into the College Football Hall of Fame.

HONORS

National Rookies-of-the-Year

Anthony Simmons 1995

Butkus Award Semifinalists

Levon Kirkland 1990,91
Ed McDaniel 1991
Anthony Simmons 1996,97
Keith Adams 2000

All-Americans

Jeff Davis 1981
Johnny Rembert 1982
Levon Kirkland 1990,91
Ed McDaniel 1991
Anthony Simmons 1995-97
Keith Adams 1999,00
Leroy Hill 2004

ACC Players-of-the-Year

Jeff Davis 1981

ACC Defensive Players-of-the-Year

Keith Adams 1999
Leroy Hill 2004

All-Conference Players

Vet Sitton 1903
Bill Hecht 1965
Butch Sursavage 1965,66
Jim Catoe 1967,68
Ronnie Ducworth 1967,68
Ivan Southerland 1969
Wayne Baker 1971
Larry Hefner 1971
Jonathan Brooks 1977,78
Randy Scott 1977,78
Bubba Brown 1978,79
Jeff Davis 1981
Andy Headen 1982
Johnny Rembert 1982
Edgar Pickett 1983
Henry Walls 1983
Terence Mack 1986

Jesse Hatcher 1988
Doug Brewster 1989,90
John Johnson 1989,90
Levon Kirkland 1989-91
Ed McDaniel 1990,91
Ashley Sheppard 1992
Tim Jones 1993,94
Wardell Rouse 1994
Anthony Simmons 1995-97
Rahim Abdullah 1998
Keith Adams 1999
Chad Carson 2000,01
Leroy Hill 2003,04

ACC 50-Year Selections

Jeff Davis 1978-81
Anthony Simmons 1995-97

NFL Players

Rahim Abdullah 1999,00
Keith Adams 2001-07
Kevin Alexander 2010

Mike Barber 1995-99
Jonathan Brooks 1979-84
John Cagle 1968
O.J. Childress 1999,00
Vince Ciurciu 2002-09
Doug Cline 1960-66
Kavell Conner 2010,11
Billy Davis 1984
Jeff Davis 1982-87
Mike Dukes 1960-65
Rudy Hayes 1959-62
Andy Headen 1983-88
Larry Hefner 1972-75
Leroy Hill 2005-11
Bob Hudson 1951-61
Brandon Jamison 2005-07
John Johnson 1991-95
Levon Kirkland 1992-02
John Leake 2005,06
Terence Mack 1987
Ed McDaniel 1992-01
Eldridge Milton 1987

Johnny Rembert 1983-88
Wardell Rouse 1995,96
Patrick Sapp 1996-99
Ashley Sheppard 1993-95
Anthony Simmons 1998-04
Wayne Simmons 1993-98
Darnell Stephens 1995,96
Henry Walls 1987
Anthony Waters 2007-10
Keith Williams 1987

Pro Bowl Players

Johnny Rembert 1988,89
Levon Kirkland 1996,97
Ed McDaniel 1998

Super Bowl Champions

Andy Headen, Giants 1986
Wayne Simmons, Packers 1996
Anthony Waters, Saints 2009

DEFENSIVE BACK TRADITION

Fres

DEXTER McCLEON

BRIAN DAWKINS

1 Number of the round cornerback **Tye Hill** was drafted in 2006. **Hill** was the #15 overall selection by the Rams, and he went on to make the NFL All-Rookie team in 2006.

5 Number of former Tiger defensive backs on NFL rosters in 2011. The list included 2011 rookies **Marcus Gilchrist** and **Byron Maxwell**.

9 Number of Pro Bowls for **Brian Dawkins**, one of the NFL's best safeties. He has more Pro Bowl selections than any other former Tiger.

13 Number of career takeaways for 2012 senior **Rashard Hall**.

14 Number of years in the last 17 seasons that Clemson has had at least one All-ACC defensive back.

19 Number of takeaways former All-American and 1982 National Defensive Player-of-the-Year **Terry Kinard** had in his career, still a Tiger record. **Kinard** was inducted into the College Football Hall of Fame in 2001 as well as the Clemson Ring of Honor.

HONORS

Thorpe Award Semifinalists

Donnell Woolford	1988
Robert O'Neal	1991
Brian Dawkins	1995
Antwan Edwards	1998
Robert Carswell	1999
Justin Miller	2003
Tye Hill	2005
DeAndre McDaniel	2010

All-Americans

Bobby Gage	1948
Jackie Calvert	1950
Terry Kinard	1981,82
Donnell Woolford	1987,88
Brian Dawkins	1995
Antwan Edwards	1998
Robert Carswell	2000
Brian Mance	2002
Tye Hill	2005

DeAndre McDaniel 2009,10

All-Conference Players

Bob Bailey	1937
Shad Bryant	1939
Wayne Page	1966
Frank Liberatore	1967
Don Kelley	1970
Peanut Martin	1973
Jim Ness	1974
Steve Ryan	1977,78
Rex Varn	1979
Terry Kinard	1981,82
Rod McSwain	1983
Ronald Watson	1984
Brian Dawkins	1986
Donnell Woolford	1987,88
James Lott	1988,89
Dexter Davis	1989,90
Robert O'Neal	1989,91,92

Brian Dawkins	1993-95
Andre Humphrey	1993
Leomont Evans	1995
Dexter McCleon	1996
Antwan Edwards	1997,98
Robert Carswell	1999,00
Charles Hafley	2001
Brian Mance	2002
Justin Miller	2002,04
Tye Hill	2005
Michael Hamlin	2007,08
DeAndre McDaniel	2009,10

ACC 50-Year Selections

Terry Kinard	1979-82
--------------	---------

NFL Players

Crezdon Butler	2010,11
Robert Carswell	2001,02
Chris Clemons	2009-11

Darrel Crutchfield	2001
Kenny Danforth	1987
Dexter Davis	1991-95
Ty Davis	1985-87
Brian Dawkins	1996-11
Antwan Edwards	1999-05
Leomont Evans	1996-99
Jamaal Fudge	2006-09
Marcus Gilchrist	2011
Delton Hall	1987-93
Michael Hamlin	2009,10
Jerome Henderson	1991-98
Tye Hill	2006-09
Terry Kinard	1983-90
Al Latimer	1979-84
Byron Maxwell	2011
Dexter McCleon	1997-06
Rod McSwain	1984-90
Justin Miller	2005-09
Robert O'Neal	1993-96

Reggie Pleasant	1985-96
James Trapp	1993-03
Charlie Waters	1970-81
Perry Williams	1987
Donnell Woolford	1989-97

Pro Bowl Players

Charlie Waters	1976-78
Terry Kinard	1988
Brian Dawkins	1999,01,02,04-06,08,09,11

Super Bowl Champions

Terry Kinard, Giants	1986
Charlie Waters, Cowboys	1971,77
Dexter McCleon, Rams	1999
James Trapp, Ravens	2000

NATIONAL EXPOSURE



- OVERVIEW
- COACHES
- UNIVERSITY
- TRADITIONS
- PLAYERS
- REVIEW
- OPPONENTS
- RECORDS



- Clemson has been shown on live television 138 times in 165 possible games in the last 12 years. That means 84 percent of Clemson's games have been televised in the last 13 seasons. That includes 2006 when all 13 games were shown on live television, including seven on **ESPN**. Clemson was shown on **ESPN** as often as Notre Dame was shown on **NBC** in 2006. The Tigers have been on the **ESPN** family of networks 56 times in the last seven years.
- Clemson had 12 television exposures in 2011, as the Tigers were on the **ESPN** family of stations 11 times.
- Clemson's 2009 Gator Bowl game against Nebraska had a 4.1 rating, an increase of 58 percent over the 2008 Gator Bowl.
- Clemson has appeared on **ESPN** 79 times in the last 13 years.
- The Clemson-Florida State game has become one of the top spectacles in college football. Seventeen of the last 20 games in the series have been telecast by **ABC**, **CBS**, or **ESPN**. The 1999 game was the first-ever Division I meeting between father-and-son coaches, as Bobby Bowden faced son Tommy Bowden. It was one of the most highly-rated games in **ESPN's** Saturday evening primetime game history. The 2007 Clemson vs. Florida State game was shown on Labor Day night and received a 5.02 rating, the highest on the opening weekend of college football.
- In the 2003 season, the meeting between Clemson and Florida State was the highest-rated, regular-season college football game in the history of **ESPN2**.
- Over 300 members of the media cover the Clemson-Florida State game each year. The 1999 meeting attracted media from Boston, Chicago, Dallas, Houston, Los Angeles, Miami, New York, and Washington D.C.

- Clemson's 2011 seniors appeared on television 45 times in 54 possible games. That included 29 appearances on either **ABC** or the **ESPN** family of networks.
- Clemson has an all-time record of 174-124-5 in televised games, including a 94-42-3 record in games shown from Memorial Stadium.
- The ACC signed a new 12-year agreement with **ESPN** in 2012 that will bring nearly \$17 million per year to Clemson starting in 2013-14.
- Clemson benefits from the considerable contracts that the ACC negotiates with **ABC**, **ESPN**, and **ESPN2**. The regular-season package is among the best in the nation,

- as it insures at least 72 ACC team exposures each year. Clemson has been shown in at least seven games every year since 1993, and that streak will continue in 2012. The Tigers have also had at least 10 games on television every year since 2005.
- Clemson has its own replay network through **College Sports Southeast (CSS)**. Each game is replayed on cable outlets throughout the southeast, and the games are also replayed on those channels during the summer.
- Clemson's Chick-fil-A Bowl game against Auburn in 2007 received a 5.02 rating, the highest-rated bowl game on **ESPN** in 2007.





TOP-25 WINS

- OVERVIEW
- COACHES
- UNIVERSITY
- TRADITIONS
- PLAYERS
- REVIEW
- OPPONENTS
- RECORDS

Date	Site	Opponent	AP-Coach	Score
1-1-40	N1	Boston College	11-NP	6-3
11-13-48	A	Wake Forest	19-NP	21-14
9-30-50	A	Missouri	17-NP	34-0
10-28-50	A	Wake Forest	17-NR	13-12
1-1-51	N2	Miami (FL)	15-16	15-14
10-9-54	N3	Florida	14-17	14-7
11-3-56	H	Virginia Tech	16-NR	21-6
9-19-59	A	North Carolina	12-NP	20-18
12-19-59	N4	Texas Christian	7-8	23-7
11-18-67	H	N.C. State	10-10	14-6
10-9-71	N5	Duke	14-15	3-0
9-17-77	A	Georgia	17-19	7-6
11-18-78	A	Maryland	11-11	28-24
12-30-78	N6	Ohio State	20-NR	17-15
11-3-79	H	Wake Forest	14-14	31-0
11-22-80	H	South Carolina	14-15	27-6
9-19-81	H	Georgia	4-4	13-3
11-7-81	A	North Carolina	8-9	10-8
1-1-82	N2	Nebraska	4-4	22-15
11-6-82	H	North Carolina	18-13	16-13
11-13-82	A	Maryland	18-16	24-22
11-5-83	A	North Carolina	10-9	16-3
11-12-83	H	Maryland	11-17	52-27
9-20-86	A	Georgia	14-10	31-28
12-27-86	N6	Stanford	20-17	27-21
9-19-87	H	Georgia	18-17	21-20
1-1-88	N7	Penn State	20-19	35-10
10-15-88	H	Duke	22-24	49-17
11-19-88	H	South Carolina	25-21	29-10
1-1-89	N7	Oklahoma	10-11	13-6
9-9-89	A	Florida State	16-16	34-23
10-21-89	H	N.C. State	12-12	30-10
12-30-89	N6	West Virginia	17-17	27-7
10-27-90	H	North Carolina	NR-24	20-3
1-1-91	N8	Illinois	16-17	30-0
9-28-91	H	Georgia Tech	19-18	9-7
10-26-91	H	N.C. State	12-12	29-19
10-10-92	A	Virginia	10-10	29-28
11-7-92	H	North Carolina	18-18	40-7
10-2-93	H	N.C. State	24-23	20-14
11-13-93	H	Virginia	18-16	23-14
11-5-94	A	North Carolina	19-12	28-17
10-19-96	H	Georgia Tech	22-24	28-25
11-9-96	A	Virginia	15-16	24-16
9-13-97	A	N.C. State	NR-25	19-17
9-11-99	H	Virginia	22-19	33-14
11-18-00	H	South Carolina	25-NR	16-14
9-29-01	A	Georgia Tech	9-11	^(OT) 47-44
10-11-03	H	Virginia	25-24	^(OT) 30-27
11-8-03	H	Florida State	3-3	26-10
1-2-04	N9	Tennessee	6-7	27-14
11-6-04	A	Miami (FL)	11-10	^(OT) 24-17
9-3-05	H	Texas A&M	17-17	25-24
11-12-05	H	Florida State	17-16	35-14
11-19-05	A	South Carolina	19-21	13-9
9-16-06	A	Florida State	9-10	27-20
10-21-06	H	Georgia Tech	13-13	31-7
9-3-07	H	Florida State	19-21	24-18
10-24-09	A	Miami (FL)	8-9	^(OT) 40-37
11-6-10	H	N.C. State	23-25	14-13
9-17-11	H	Auburn	21-19	38-24
9-24-11	H	Florida State	11-14	35-30
10-1-11	A	Virginia Tech	11-10	23-3
12-3-11	N10	Virginia Tech	5-3	38-10

N1 - Dallas, TX (Cotton Bowl); N2 - Miami, FL (Orange Bowl); N3 - Jacksonville, FL; N4 - Houston, TX (Bluebonnet Bowl); N5 - Norfolk, VA (Oyster Bowl); N6 - Jacksonville, FL (Gator Bowl); N7 - Orlando, FL (Citrus Bowl); N8 - Tampa, FL (Hall of Fame Bowl); N9 - Atlanta, GA (Peach Bowl); N10 - Charlotte, NC (ACC Championship Game); Note: Home games in bold.



SAMMY WATKINS' 62-YARD TOUCHDOWN RECEPTION IN THE FOURTH QUARTER HELPED THE TIGERS DEFEAT #11 FLORIDA STATE ON SEPTEMBER 24, 2011. IT WAS THE SECOND OF THREE STRAIGHT TOP-25 WINS IN CONSECUTIVE WEEKS.

TOP-25 WINS



- OVERVIEW
- COACHES
- UNIVERSITY
- TRADITIONS
- PLAYERS
- REVIEW
- OPPONENTS
- RECORDS



HIGHEST-RANKED WINS

Year	Opponent	Site	Opp. Rk	Score
2003	Florida State	H	3-3	26-10
2011	Virginia Tech	N5	5-3	38-10
1981	Georgia	H	4-4	13-3
1981	Nebraska	N1	4-4	22-15
2003	Tennessee	N2	6-7	27-14
1959	Texas Christian	N3	7-8	23-7
1981	North Carolina	A	8-9	10-8
2009	Miami (FL)	A	8-9	^(OT) 40-37
2001	Georgia Tech	A	9-11	^(OT) 47-44
2006	Florida State	A	9-10	27-20
1983	North Carolina	A	10-9	16-3
1967	N.C. State	H	10-10	14-6
1992	Virginia	A	10-10	29-28
1988	Oklahoma	N4	10-11	13-6
2004	Miami (FL)	A	11-10	^(OT) 24-17
2011	Virginia Tech	A	11-10	23-3
1986	Georgia	A	14-10	31-28

N1 - Miami (FL); N2 - Atlanta, GA; N3 - Houston, TX; N4 - Orlando, FL; N5 - Charlotte, NC; Note: Rankings by AP and coaches, respectively; Clemson home games in **bold**.

LARGEST TOP-25 WINS

Year	Opponent	AP-USA	Score	Mar.	Coach
1950	at Missouri	17-NP	34-0	+34	Frank Howard
1992	North Carolina	18-18	40-7	+33	Ken Hatfield
1988	Duke	22-24	49-17	+32	Danny Ford
1979	Wake Forest	14-14	31-0	+31	Danny Ford
1990	Illinois	16-17	30-0	+30	Ken Hatfield
2011	Virginia Tech	5-3	38-10	+28	Dabo Swinney
1983	Maryland	11-17	52-27	+25	Danny Ford
1987	Penn State	20-19	35-10	+25	Danny Ford
2006	Georgia Tech	13-13	31-7	+24	Tommy Bowden
1980	South Carolina	14-15	27-6	+21	Danny Ford
2005	Florida State	17-16	35-14	+21	Tommy Bowden
1989	N.C. State	12-12	30-10	+20	Danny Ford
1989	West Virginia	17-17	27-7	+20	Danny Ford
2011	at Virginia Tech	11-10	23-3	+20	Dabo Swinney

Note: Clemson home games in **bold**.

RANKED WIN RECORDS

Top-25 Wins in a Season:	4 (2011)
Top-20 Wins in a Season:	4 (2011)
Top-10 Wins in a Season:	3 (1981)
Wins Over Top-25 Teams in Consecutive Games:	3 (2011)
Largest Victory Margin Over a Top-25 Team:	34 (34-0 at #17 Missouri in 1950)
Largest Victory Margin Over a Top-10 Team:	28 (38-10 vs. #3 Virginia Tech in 2011)
Largest Victory Margin at Home vs. Top-25 Team:	33 (40-7 vs. #18 North Carolina in 1992)
Largest Victory Margin on Road vs. Top-25 Team:	34 (34-0 at #17 Missouri in 1950)
Largest Victory Margin in a Bowl Game Over a Top-25 Team:	30 (30-0 vs. #16 Illinois in 1991 Hall of Fame Bowl)

Sports Illustrated



JANUARY 11, 1982 \$1.50

No. 1

Orange Bowl Hero
Perry Tuttle
of Clemson




- OVERVIEW
- COACHES
- UNIVERSITY
- TRADITIONS
- PLAYERS
- REVIEW
- OPPONENTS
- RECORDS

1981 NATIONAL CHAMPIONSHIP TEAM

Notes of Interest on the 1981 Team

- Clemson won its first national title in any sport and the first for the ACC in football in 28 years.
- Clemson had five different players earn All-America honors, more than any other Tiger team in history.
- There was no controversy concerning the voting of the National Champion in 1981. Clemson ended the season as the only undefeated, untied team and was the only team with three top-10 wins.
- Head Coach Danny Ford (age 33 at the time) remains the youngest coach in history of college football to win the National Championship.
- Clemson forced 41 turnovers in the 12 games, still a school record for turnovers forced in a season.
- During one stretch in the season, the Clemson defense held the opposition without a touchdown for 18 consecutive quarters and no opponent scored a rushing touchdown against Clemson during the first seven games of the season.
- Clemson won the national title in 1981 after going 6-5 the previous season. The Tigers were unranked in every preseason poll.
- Clemson's improvement of 5.5 games from 1980 to 1981 was the largest improvement in the nation.
- Only one team (Wofford) had more time of possession in a game against Clemson all season.
- Clemson had the lead at the end of the first quarter in only four of the 12 games.
- Clemson scored 316 points during the regular season of 1981, the exact same total Georgia scored in its 11-game regular season of 1980, the year the Bulldogs won the national title.
- Good health was a big reason for Clemson's success in the 1981 season. Only five different starters missed any games during the entire season and no player missed more than two games all year. A collective total of only eight games were missed by five starters during the 1981 season.
- No opponent had a run from scrimmage longer than 26 yards and no opponent had a play over 30 yards all season. The longest



THE TIGERS FORCED NINE TURNOVERS AND HELD HERSHEL WALKER (#34) OUT OF THE ENDZONE IN THEIR 13-3 VICTORY OVER #4 GEORGIA ON SEPTEMBER 19, 1981.

Head Coach Danny Ford

- Football Writers Association National Coach-of-the-Year
- UPI National Coach-of-the-Year
- American Football Coaches Association National Coach-of-the-Year
- WTBS National Coach-of-the-Year
- Washington Touchdown Club National Coach-of-the-Year
- ACC Coach-of-the-Year

All-Americans

- Jeff Bryant - Football News (2)
- Jeff Davis - Kodak (1), UPI (1), Football Writers (1), Football News (1), AP (2)
- Terry Kinard - AP (1), NEA (1), Football Writers Association (1), WTBS (1)
- Lee Nannery - UPI (2)
- Perry Tuttle - Sporting News (1), NEA (1), Football News (2)

1981 TIGERS IN PRO FOOTBALL

Player, Pos.	Pro Bowls	S.B. Champ.	Draft Round	NFL Years
Cliff Austin, TB	---	---	3	5
Dan Benish, DT	---	1	FA	6
Jeff Bryant, DT	---	---	1	12
Brian Clark, OT	---	---	12	1
Kenny Danforth, SS	---	---	FA	1
Billy Davis, DB	---	---	FA	1
Jeff Davis, LB	---	---	5	6
Ty Davis, DB	---	1	3	3
K.D. Dunn, TE	---	---	5	3
Dale Hatcher, P	1	---	3	7
Andy Headen, OLB	---	1	8	6
Donald Igwebuike, PK	---	---	10	6
Homer Jordan, QB#	---	---	FA	1
Terry Kinard, FS	1	1	1	8
Kevin Mack, FB	2	---	1	9
Jeff McCall, FB	---	1	7	1
Chuck McSwain, RB	---	---	5	3
Rod McSwain, DB	---	---	3	7
William Perry, MG	---	1	1	10
Reggie Pleasant, DB*	---	---	6	2
Johnny Rembert, OLB	1	---	4	10
Perry Tuttle, WR^	---	---	1	3

- played three years in the CFL; * - played 10 years in the CFL; ^ - played seven years in the CFL

touchdown play against Clemson was 25 yards, on a halfback option pass from Mike Rozier to Anthony Steels of Nebraska in the Orange Bowl.

• During offseason conditioning in the summer of 1981, Strength Coach George Dostal constructed a simple sign for his strength training facility... "1982 Orange Bowl, Clemson vs. Nebraska."

• The Clemson senior student who was in charge of pep rallies for the 1981 season was former CBS *This Morning* anchor Jane Robelot.

• The day after Clemson defeated North Carolina in Chapel Hill, NC, placekicker Donald Igwebuike flew to Maryland, where Clemson's third-ranked soccer team defeated Maryland 4-0 to clinch the ACC title. Igwebuike played on two ACC Championship teams during that fall, both of which finished ranked in the top 10 in the nation.

Records Set in 1981 That Stand Today


- Points vs. ACC opponent (82 vs. Wake Forest, 10/31)
- Rushing yards in the modern era (536 vs. Wake Forest, 10/31)
- Total offense yards in a game (756 vs. Wake Forest, 10/31)
- Third-down conversion percentage in a game (100.0 (12-12) vs. Wake Forest, 10/31)
- Turnovers forced in a game (9 vs. Georgia, 9/19)
- Wins in a season (12)
- Wins over top-10 teams in a season (3)
- Turnovers forced in a season (41)

Team Honors & Awards

- AP National Champion
- UPI National Champion
- Sporting News National Champion
- Sports Illustrated National Champion
- Football Writers Association National Champion
- Football Coaches Association National Champion
- Washington Touchdown Club National Champion
- Chicago Tribune Fans National Champion
- Orange Bowl Champion
- ACC Champion
- Second in the nation in scoring defense
- Seventh in the nation in rushing defense
- Seventh in the nation in turnover margin
- Eighth in the nation in total defense
- Nation's most improved team (+5.5 games)

FINAL 1981 AP POLL

Rk	Team	Head Coach	W-L
1.	Clemson	Danny Ford	12-0
2.	Texas	Fred Akers	10-1-1
3.	Penn State	Joe Paterno	10-2
4.	Pittsburgh	Jackie Sherrill	11-1
5.	Southern Methodist	Ron Meyer	10-1
6.	Georgia	Vince Dooley	10-2
7.	Alabama	Bear Bryant	9-2-1
8.	Miami (FL)	Howard Schnellenberger	9-2
9.	North Carolina	Dick Crum	10-2
10.	Washington	Don James	10-2
11.	Nebraska	Tom Osborne	9-3
12.	Michigan	Bo Schembechler	9-3
13.	Brigham Young	LaVell Edwards	11-2
14.	Southern California	John Robinson	9-3
15.	Ohio State	Earle Bruce	9-3
16.	Arizona State	Darryl Rogers	9-2
17.	West Virginia	Don Nehlen	9-3
18.	Iowa	Hayden Fry	8-4
19.	Missouri	Warren Powers	8-4
20.	Oklahoma	Barry Switzer	7-4-1





- OVERVIEW
- COACHES
- UNIVERSITY
- TRADITIONS
- PLAYERS
- REVIEW
- OPPONENTS
- RECORDS

BOWL HISTORY

Clemson has a rich bowl tradition. The Tigers have 16 bowl wins, 18th-most in history, and their 34 bowl games are 17th-most in history. Their first bowl game was in the 1940 Cotton Bowl when the Tigers defeated Frank Leahy (Boston College) 6-3.

With its 2012 Orange Bowl appearance, the Tigers have played in a bowl game 23 of the last 27 years. That is among the top-10 bowl appearances since 1985.

Clemson has beaten some of the top programs in college football history in bowl games. The list of schools Clemson has beaten in a bowl game includes prominent programs Miami (FL), Nebraska, Ohio State, Oklahoma, Penn State, Stanford, Tennessee, and West Virginia.

Clemson won its first three bowl games, wins over Boston College, Missouri, and Miami (FL). The three coaches Clemson beat in those games were Frank Leahy, Don Faurot, and Andy Gustafson, and all three are in the College Football Hall of Fame.

Clemson has a football program that has been steady over the years in bowl games, no matter who has served

as head coach of the Tigers. No less than seven different head coaches (Jess Neely, Frank Howard, Danny Ford, Ken Hatfield, Tommy West, Tommy Bowden, Dabo Swinney) have

CLEMSON'S BOWL RESULTS (16-18)

Year	Bowl	Site	Opponent (Rankings)	W-L	Score
1939	Cotton	Dallas, TX	Boston College (11,NR)	W	6-3
1948	Gator	Jacksonville, FL	Missouri	W	24-23
1950	Orange	Miami, FL	Miami (FL) (15-16)	W	15-14
1951	Gator	Jacksonville, FL	Miami (FL)	L	0-14
1956	Orange	Miami, FL	Colorado (20-18)	L	21-27
1958	Sugar	New Orleans, LA	Louisiana State (1,1)	L	0-7
1959	Bluebonnet	Houston, TX	Texas Christian (7,8)	W	23-7
1977	Gator	Jacksonville, FL	Pittsburgh (10,9)	L	3-34
1978	Gator	Jacksonville, FL	Ohio State (20,NR)	W	17-15
1979	Peach	Atlanta, GA	Baylor (19,19)	L	18-24
1981	Orange	Miami, FL	Nebraska (4,4)	W	22-15
1985	Independence	Shreveport, LA	Minnesota	L	13-20
1986	Gator	Jacksonville, FL	Stanford (20,17)	W	27-21
1987	Citrus	Orlando, FL	Penn State (20,19)	W	35-10
1988	Citrus	Orlando, FL	Oklahoma (10,11)	W	13-6
1989	Gator	Jacksonville, FL	West Virginia (17,17)	W	27-7
1990	Hall of Fame	Tampa, FL	Illinois (16,17)	W	30-0
1991	Citrus	Orlando, FL	California (14,14)	L	13-37
1993	Peach	Atlanta, GA	Kentucky	W	14-13
1995	Gator	Jacksonville, FL	Syracuse	L	0-41
1996	Peach	Atlanta, GA	Louisiana State (17,16)	L	7-10
1997	Peach	Atlanta, GA	Auburn (13,13)	L	17-21
1999	Peach	Atlanta, GA	Mississippi State (15,16)	L	7-17
2000	Gator	Jacksonville, FL	Virginia Tech (6,5)	L	20-41
2001	Humanitarian	Boise, ID	Louisiana Tech	W	49-24
2002	Tangerine	Orlando, FL	Texas Tech	L	15-55
2003	Peach	Atlanta, GA	Tennessee (6,7)	W	27-14
2005	Champs Sports	Orlando, FL	Colorado	W	19-10
2006	Music City	Nashville, TN	Kentucky	L	20-28
2007	Chick-fil-A	Atlanta, GA	Auburn (22,21)	L	20-23
2008	Gator	Jacksonville, FL	Nebraska	L	21-26
2009	Music City	Nashville, TN	Kentucky	W	21-13
2010	Meineke Car Care	Charlotte, NC	South Florida	L	26-31
2011	Orange	Miami Gardens, FL	West Virginia (23,22)	L	33-70

Note: Years are regular season, not necessarily the calendar year the game was played; rankings by AP, USA.

BOWL VICTORIES

Rk	Team	Wins
1.	Alabama	34
2.	Southern California	31
3.	Oklahoma	27
	Penn State	27
5.	Georgia	26
	Texas	26
7.	Florida State	25
	Tennessee	25
9.	Nebraska	24
10.	Auburn	22
	Georgia Tech	22
	Louisiana State	22
13.	Mississippi	21
14.	Florida	20
	Michigan	20
16.	Ohio State	19
17.	Miami (FL)	18
18.	Clemson	16
19.	Notre Dame	15
	Washington	15
21.	Iowa	14
	N.C. State	14
	Oklahoma State	14
	Texas A&M	14
	UCLA	14
	West Virginia	14

all been victorious in bowl games for the Tigers since the 1939 season.


Overall, nine of Clemson's 16 bowl wins have come against coaches who are in the College Football Hall of Fame, including 2007 inductee Joe Paterno of Penn State. Clemson has four bowl wins over coaches who are in the 200-victory club. Woody Hayes of Ohio State, Tom Osborne of Nebraska, Paterno, and Nehlen are all coaches with at least 200 career victories who lost bowl games to Clemson.

Clemson has bowl wins over some of the greatest coaches in college football history:

- Frank Leahy, the second-winningest coach in history on a winning-percentage basis, when Clemson defeated Boston College in the 1940 Cotton Bowl.
- Joe Paterno of Penn State, the winningest coach in Division I college football history on a total-wins basis, when Clemson defeated Penn State 35-10 in the 1988 Citrus Bowl. It is the largest margin of defeat in a bowl game for Paterno.
- Woody Hayes of Ohio State, the ninth-winningest coach in college football history (Division I) on a total-victories basis, when the Tigers defeated the Buckeyes by a score of 17-15 in the 1978 Gator Bowl, Hayes' last game as a coach.
- Barry Switzer of Oklahoma, the fourth-winningest coach in Division I college football history on a winning-percentage basis, when Clemson defeated the Sooners in the 1989 Citrus Bowl, Switzer's final game as a college coach.
- Tom Osborne of Nebraska, the seventh-winningest coach in college football (Division I) history on a total-wins basis, when Clemson defeated the Cornhuskers in the 1981 Orange Bowl, which gave Clemson its only national championship.
- Don Nehlen of West Virginia, the 15th-winningest coach in Division I history when Clemson downed the Mountaineers 27-7 in the 1989 Gator Bowl.
- Phillip Fulmer of Tennessee, who had over 150 career wins, when the Tigers defeated a #6 Tennessee team 27-14 in the 2004 Peach Bowl.

CONSECUTIVE YEARS WINNING BOWL

Rk	Team	Years	Wins
1.	Florida State	1985-95	11
2.	Boston College	2000-07	8
3.	UCLA	1982-88	7
	Utah	2003-09	7
5.	Georgia Tech	1951-56	6
	Nebraska	1970-75	6
	Alabama	1975-80	6
	Southern California	1975-80	6
9.	Clemson	1986-90	5
	Penn State	1979-83	5
	Miami (FL)	1987-91	5
	Syracuse	1988-92	5
	Marshall	1998-02	5
	Texas	2004-08	5



WOODROW DANTZLER HAD FOUR TOUCHDOWN PASSES IN CLEMSON'S 49-24 WIN OVER LOUISIANA TECH IN THE 2001 HUMANITARIAN BOWL. IT IS STILL THE ONLY TIGER FOOTBALL GAME IN HISTORY TO BE PLAYED IN SNOW.

2012-13 ACC BOWL GAME INFORMATION



Military Bowl	
Game Location	Washington, D.C.
Stadium	RFK Stadium (45,000)
Date	December 27, 2012
Time	3:00 PM EST
Network	ESPN
Matchup	ACC vs. Army
Address	1629 K Street Northwest; Suite 700 Washington, D.C. 20006
Phone	(202) 785-2695
Executive Director	Steve Beck
Media Relations Director	Teri Washington
Website	MilitaryBowl.org

Belk Bowl	
Game Location	Charlotte, NC
Stadium	Bank of America Stadium (73,504)
Date	December 27, 2012
Time	6:30 PM EST
Network	ESPN
Matchup	ACC vs. Big East
Address	1900 West Morehead Street; Charlotte, NC 28208
Phone	(800) 618-8149
Executive Director	Will Webb
Media Relations Director	Frank Kay
Website	BelkBowl.com

Independence Bowl	
Game Location	Shreveport, LA
Stadium	Independence Stadium (49,147)
Date	December 28, 2012
Time	2:00 PM EST
Network	ESPN
Matchup	ACC vs. SEC
Address	P.O. Box 1723 Shreveport, LA 71166
Phone	(318) 221-0712
Executive Director	Missy Setters
Media Relations Director	Patrick Meehan
Website	IBowlMMCCHosting.com

Russell Athletic Bowl	
Game Location	Orlando, FL
Stadium	Florida Citrus Bowl (65,438)
Date	December 28, 2012
Time	5:30 PM EST
Network	ESPN
Matchup	ACC vs. Big East
Address	One Citrus Bowl Place; Orlando, FL 32805
Phone	(407) 423-2476
Executive Director	Steve Hogan
Media Relations Director	Greg Creese
Website	FCSports.com

Music City Bowl	
Game Location	Nashville, TN
Stadium	LP Field (68,000)
Date	December 31, 2012
Time	12:00 PM EST
Network	ESPN
Matchup	ACC vs. SEC
Address	414 Union Street; Suite 800; Nashville, TN 37219
Phone	(615) 743-3130
Executive Director	Scott Ramsey
Media Relations Director	Dave Herrell
Website	MusicCityBowl.com

Sun Bowl	
Game Location	El Paso, TX
Stadium	Sun Bowl (51,500)
Date	December 31, 2012
Time	2:00 PM EST
Network	CBS
Matchup	ACC vs. Pac-12
Address	4150 Pinnacle Drive; Suite 100; El Paso, TX 79902
Phone	(915) 533-4416
Executive Director	Bernie Olivas
Media Relations Director	Ana Chavez
Website	SunBowl.com

Chick-fil-A Bowl	
Game Location	Atlanta, GA
Stadium	Georgia Dome (71,250)
Date	December 31, 2012
Time	7:30 PM EST
Network	ESPN
Matchup	ACC vs. SEC
Address	235 Andrew Young International Boulevard; Atlanta, GA 30303
Phone	(404) 586-8500
President	Gary Stokan
Media Relations Director	Matt Garvey
Website	Chick-fil-ABowl.com

Orange Bowl	
Game Location	Miami Gardens, FL
Stadium	Sun Life Stadium (74,916)
Date	January 1, 2013
Time	8:30 PM EST
Network	ESPN
Matchup	ACC Champion vs. BCS

Address	347 Don Shula Drive; Miami Gardens, FL 33056
Phone	(305) 341-4700
Chief Executive Officer	Eric L. Poms
Media Relations Director	Larry Wahl
Website	OrangeBowl.org

BCS National Championship Game	
Game Location	Miami Gardens, FL
Stadium	Sun Life Stadium (76,916)
Date	January 7, 2013
Time	8:30 PM EST
Network	ESPN
Matchup	BCS (#1) vs. BCS (#2)
Address	347 Don Shula Drive; Miami Gardens, FL 33056
Phone	(305) 341-4700
Executive Director	Bill Hancock
Media Relations Director	John Paquette
Website	BCSFootball.org



2012-13 BOWL SCHEDULE

Date	Day	Time	Bowl	Location	Stadium	Network	Participants
12-15	Sat.	1:00 PM	Gildan New Mexico Bowl	Albuquerque, NM	University Stadium	ESPN	MWC vs. Pac-12
		4:30 PM	Famous Idaho Potato Bowl	Boise, ID	Bronco Stadium	ESPN	MAC vs. WAC
12-20	Thu.	8:00 PM	San Diego County Credit Union Poinsettia Bowl	San Diego, CA	Qualcomm Stadium	ESPN	Brigham Young vs. MWC
12-21	Fri.	7:30 PM	Beef 'O' Brady's Bowl Saint Petersburg	Saint Petersburg, FL	Tropicana Field	ESPN	Big East vs. C-USA
12-22	Sat.	12:00 PM	R+L Carriers New Orleans Bowl	New Orleans, LA	Mercedes-Benz Superdome	ESPN	C-USA vs. Sun Belt
		3:30 PM	MAACO Bowl Las Vegas	Las Vegas, NV	Sam Boyd Stadium	ESPN	MWC vs. Pac-12
12-24	Mon.	8:00 PM	Sheraton Hawaii Bowl	Honolulu, HI	Aloha Stadium	ESPN	C-USA vs. WAC
12-26	Wed.	6:00 PM	Little Caesars Pizza Bowl	Detroit, MI	Ford Field	ESPN	Big Ten vs. MAC
12-27	Thu.	3:00 PM	Military Bowl Presented By Northrop Grumman	Washington, D.C.	RFK Stadium	ESPN	ACC vs. Army
		6:30 PM	Belk Bowl	Charlotte, NC	Bank of America Stadium	ESPN	ACC vs. Big East
12-28	Fri.	9:45 PM	Bridgepoint Education Holiday Bowl	San Diego, CA	Qualcomm Stadium	ESPN	Big 12 vs. Pac-12
		2:00 PM	Advocate V100 Independence Bowl	Shreveport, LA	Independence Stadium	ESPN	ACC vs. SEC
		5:30 PM	Russell Athletic Bowl	Orlando, FL	Florida Citrus Bowl	ESPN	ACC vs. Big East
		9:00 PM	Meineke Car Care Bowl of Texas	Houston, TX	Reliant Stadium	ESPN	Big Ten vs. Big 12
12-29	Sat.	11:45 AM	Bell Helicopter Armed Forces Bowl	Fort Worth, TX	Amon G. Carter Stadium	ESPN	C-USA vs. MWC
		3:15 PM	Kraft Fight Hunger Bowl	San Francisco, CA	AT&T Park	ESPN/2	Navy vs. Pac-12
		3:15 PM	New Era Pinstripe Bowl	Bronx, NY	Yankee Stadium	ESPN/2	Big 12 vs. Big East
		6:45 PM	Valero Alamo Bowl	San Antonio, TX	Alamodome	ESPN	Big 12 vs. Pac-12
		10:15 PM	Valley of the Sun Bowl	Tempe, AZ	Sun Devil Stadium	ESPN	Big Ten vs. Big 12
		12-31	Mon.	12:00 PM	Franklin American Mortgage Music City Bowl	Nashville, TN	ESPN
		2:00 PM	Hyundai Sun Bowl	El Paso, TX	Sun Bowl	CBS	ACC vs. Pac-12
		3:30 PM	AutoZone Liberty Bowl	Memphis, TN	Liberty Bowl	ESPN	Big East or SEC vs. C-USA
		7:30 PM	Chick-fil-A Bowl	Atlanta, GA	Georgia Dome	ESPN	ACC vs. SEC
		1-1	Tue.	TBA	TaxSlayer.com Gator Bowl	Jacksonville, FL	ESPN2
		12:00 PM	TicketCity Bowl	Dallas, TX	Cotton Bowl	ESPN/2	Big Ten vs. C-USA
		1:00 PM	Capital One Bowl	Orlando, FL	Florida Citrus Bowl	ESPN	Big Ten vs. SEC
		1:00 PM	Outback Bowl	Tampa, FL	Raymond James Stadium	ABC	Big Ten vs. SEC
		5:00 PM	Rose Bowl Game Presented By VIZIO	Pasadena, CA	Rose Bowl	ESPN	Big Ten Champion vs. Pac-12 Champion
1-2	Wed.	8:30 PM	Discover Orange Bowl	Miami Gardens, FL	Sun Life Stadium	ESPN	ACC Champion vs. BCS
1-2	Wed.	8:30 PM	Allstate Sugar Bowl	New Orleans, LA	Mercedes-Benz Superdome	ESPN	SEC Champion vs. BCS
1-3	Thu.	8:30 PM	Tostitos Fiesta Bowl	Glendale, AZ	University of Phoenix Stadium	ESPN	Big 12 Champion vs. BCS
1-4	Fri.	8:00 PM	AT&T Cotton Bowl	Arlington, TX	Cowboys Stadium	FOX	Big 12 vs. SEC
1-5	Sat.	1:00 PM	BBVA Compass Bowl	Birmingham, AL	Legion Field	ESPN	Big East or C-USA vs. SEC
1-6	Sun.	9:00 PM	GoDaddy.com Bowl	Mobile, AL	Ladd-Peebles Stadium	ESPN	MAC vs. Sun Belt
1-7	Mon.	8:30 PM	Discover BCS National Championship Game	Miami Gardens, FL	Sun Life Stadium	ESPN	BCS (#1) vs. BCS (#2)

Note: All times are EST and subject to change; possible bowls for ACC teams in bold.



- OVERVIEW
- COACHES
- UNIVERSITY
- TRADITIONS
- PLAYERS
- REVIEW
- OPPONENTS
- RECORDS

ACC FOOTBALL

For the first time in its history, the ACC had two teams in the BCS in 2011. Clemson played in the Orange Bowl after winning the ACC Championship and Virginia Tech played in the Sugar Bowl as an at-large team.

The ACC had eight bowl teams in 2011, giving the conference 58 bowl teams in the seven years since the ACC has been a 12-team league. Only the SEC has had more with 60. In 2008, 10 ACC teams went to bowl games, setting a conference record for bowl teams in a season. The Big Ten tied that mark in 2011.

From an academic standpoint, the ACC is the top conference in the nation. The ACC has been #1 in the nation in Graduation Success Rate for its football programs in six of the last seven years. The league has led the nation in average Academic Progress each of the last five years as well.

As far as average starting salaries of all students from FBS conferences, the ACC is first with an average of \$48,225 for its graduating students. The league is also first in mid-career salaries of its graduates with an average of \$90,192 for each graduate of an ACC school.

The ACC had some of the top players in college football in 2011. Clemson tight end Dwayne Allen won the John Mackey Award as the nation's top tight end. Boston College linebacker Luke Kuechly won four major awards, Lombardi, Nagurski, Butkus, and Lott Impact Defensive Player-of-the-Year Awards.

N.C. State defensive back David Amerson won the Jack Tatum Award as the nation's top defensive back as chosen by the Touchdown Club of Columbus, OH. Clemson wide receiver Sammy Watkins was named national freshman-of-the-year by both **Rivals** and **Sporting News** after leading the conference in all-purpose yards per game.

ACC DIVISIONAL TIEBREAKER PROCEDURE

Two-Team Tie

1. Head-to-head between the two tied teams.
2. Records of the tied teams within the division.
3. Head-to-head competition versus the team within the division with the best overall record (divisional and non-divisional), conference record, and proceeding through the division. Multiple ties within the division broken from first to last.
4. Overall record versus all common non-divisional opponents.
5. Combined record versus all non-division teams.
6. Record versus common non-divisional teams based on their order of finish (divisional and non-divisional) and proceeding through other common non-divisional teams based on their order of finish within their division.
7. The tied team with the highest ranking in the Bowl Championship Series standings following the end of regular-season games shall be the divisional representative in the ACC Championship Game.
8. The representative shall be chosen by a draw.

Three (or More) Team Tie

1. Combined head-to-head record among the tied teams.
2. Records of the tied teams within the division.

3. Head-to-head competition versus the team within the division with the best overall (divisional and non-divisional) conference record, and proceeding through the division. Multiple ties within the division will be broken first to last.
4. Overall record for non-division teams.
5. Combined record versus all common non-divisional teams.
6. Record versus common non-divisional with the best overall conference (divisional and non-divisional record) and proceeding through the other common non-divisional teams based on their order of finish within the division.
7. The tied team with the highest ranking in the Bowl Championship Series standings following the conclusion of regular-season games shall be the divisional representative in the ACC Championship Game, unless the second of the tied teams is ranked within five-or-fewer places of the highest-ranked tied team. In this case, the head-to-head results of the top two ranked tied teams shall determine the representative in the ACC Championship Game.
8. The representative shall be chosen by a draw.

Note: Once tie has been reduced to two teams, the two-team tiebreaker format is used.

The ACC had 32 players selected in the 2012 NFL draft. Over the last six years, the ACC has had 37 first-round picks, second only to the SEC. Overall, the ACC has had 214 players drafted, second only to the SEC and its 236 picks. Over the last seven years, 15 former ACC players and coaches have been inducted into the College Football Hall of Fame as well.

The future of ACC football is bright, as 10 of the 12 starting quarterbacks from 2011 return for the 2012 season. The group is led by Clemson quarterback Tajh Boyd,

the First-Team All-ACC quarterback in 2011 as a sophomore. For the first time in league history, five 3,000-yard passers return for the 2012 season.

The ACC has long been known as a conference that produces strong defensive players and teams. Over the last seven years, Virginia Tech, Clemson, Miami (FL), and Boston College are all among the top-15 programs in the nation when it comes to total defense. Clemson has given up just 309 yards per game during the seven years, the eighth-best mark in the nation.



CLEMSONTIGERS.COM

2011 ACC STANDINGS



Atlantic Division					Overall				
Rk	Team	W-L	ACC Score	H R	W-L	Score	H R N		
1.	Clemson	6-2	270-226	4-0 2-2	10-4	470-410	7-0 2-3 1-1		
2.	Florida State	5-3	250-142	3-1 2-2	9-4	398-196	5-2 3-2 1-0		
	Wake Forest	5-3	220-227	3-1 2-2	6-7	338-356	4-3 2-3 0-1		
4.	N.C. State	4-4	206-195	3-1 1-3	8-5	367-321	6-1 1-4 1-0		
5.	Boston College	3-5	139-195	1-3 2-2	4-8	218-282	2-4 2-4 0-0		
6.	Maryland	1-7	190-288	1-3 0-4	2-10	277-411	2-5 0-4 0-1		

Coastal Division					Overall				
Rk	Team	W-L	ACC Score	H R	W-L	Score	H R N		
1.	Virginia Tech	7-1	222-146	3-1 4-0	11-3	391-247	5-1 6-0 0-2		
2.	Georgia Tech	5-3	224-212	3-1 2-2	8-5	446-339	5-2 3-2 0-1		
	Virginia	5-3	159-183	2-2 3-1	8-5	302-310	4-3 4-1 0-1		
4.	North Carolina	3-5	225-223	3-1 0-4	7-6	364-323	6-1 1-4 0-1		
	Miami (FL)	3-5	219-190	2-2 1-3	6-6	318-241	4-3 2-3 0-0		
6.	Duke	1-7	156-253	0-4 1-3	3-9	270-374	1-6 2-3 0-0		

2011 ACC HONORS & AWARDS

First-Team Offense				
Pos.	Player	Cl.	Team	Pts
QB	Tajh Boyd	So.	Clemson	71
RB	David Wilson	Jr.	Virginia Tech	90
RB	Giovani Bernard	Fr.	North Carolina	66
WR	Sammy Watkins	Fr.	Clemson	86
WR	Chris Givens	Jr.	Wake Forest	69
TE	Dwayne Allen	Jr.	Clemson	78
OT	Blake DeChristopher	Sr.	Virginia Tech	86
OT	Zebrie Sanders	Sr.	Florida State	46
OG	Austin Pasztor	Sr.	Virginia	49
OG	Omoregie Uzzi	Jr.	Georgia Tech	45
C	Dalton Freeman	Jr.	Clemson	44
PK	Dustin Hopkins	Jr.	Florida State	75
SP	T.J. Graham	Sr.	N.C. State	45

First-Team Defense				
Pos.	Player	Cl.	Team	Pts
DE	Andre Branch	Sr.	Clemson	79
DE	Quinton Coples	Sr.	North Carolina	64
DT	Joe Vellano	Jr.	Maryland	68
DT	Matt Conrath	Sr.	Virginia	55
LB	Luke Kuechly	Jr.	Boston College	90
LB	Sean Spence	Sr.	Miami (FL)	82
LB	Zach Brown	Sr.	North Carolina	48
CB	David Amerson	So.	N.C. State	86
CB	Chase Minnifield	Sr.	Virginia	47
S	Matt Daniels	Sr.	Duke	80
S	Josh Bush	Sr.	Wake Forest	41
P	Shawn Powell	Sr.	Florida State	85


- Champion**
Clemson
- Player-of-the-Year**
David Wilson • Virginia Tech
- Offensive Player-of-the-Year**
David Wilson • Virginia Tech
- Defensive Player-of-the-Year**
Luke Kuechly • Boston College
- Rookie-of-the-Year**
Sammy Watkins • Clemson
- Offensive Rookie-of-the-Year**
Sammy Watkins • Clemson

- Defensive Rookie-of-the-Year**
Merrill Noel • Wake Forest
- Coach-of-the-Year**
Mike London • Virginia
- Brian Piccolo Award**
Giovani Bernard • North Carolina
- Jacobs Blocking Trophy**
Blake DeChristopher • Virginia Tech
- Jim Tatum Award**
Danny Coale • Virginia Tech

Second-Team Offense				
Pos.	Player	Cl.	Team	Pts
QB	Logan Thomas	So.	Virginia Tech	49
RB	Lamar Miller	So.	Miami (FL)	62
RB	Andre Ellington	Jr.	Clemson	26
WR	Dwight Jones	Sr.	North Carolina	58
WR	Conner Vernon	Jr.	Duke	34
TE	George Bryan	Sr.	N.C. State	29
OT	Oday Aboushi	Jr.	Virginia	43
OT	James Hurst	So.	North Carolina	30
OG	Jaymes Brooks	Sr.	Virginia Tech	35
OG	Jonathan Cooper	Jr.	North Carolina	31
OG	Joe Looney	Sr.	Wake Forest	31
C	Tyler Horn	Sr.	Miami (FL)	32
PK	Chandler Catanzaro	So.	Clemson	37
SP	Sammy Watkins	Fr.	Clemson	33

Second-Team Defense				
Pos.	Player	Cl.	Team	Pts
DE	Brandon Jenkins	Jr.	Florida State	51
DE	James Gayle	So.	Virginia Tech	25
DT	Brandon Thompson	Sr.	Clemson	43
DT	Nikita Whitlock	So.	Wake Forest	30
LB	Terrell Manning	Jr.	N.C. State	44
LB	Julian Burnett	Jr.	Georgia Tech	34
LB	Steve Greer	Jr.	Virginia	23
CB	Jayron Hosley	Jr.	Virginia Tech	36
CB	Kyle Fuller	So.	Virginia Tech	34
S	Eddie Whitley	Sr.	Virginia Tech	33
S	Lamarcus Joyner	So.	Florida State	23
P	Alex King	Sr.	Duke	22

AFTER CAPTURING THE ACC ATLANTIC DIVISION TITLE FOR THE SECOND TIME IN THREE YEARS, THE 2011 TIGERS AND THEIR NINE ALL-ACC PLAYERS DEFEATED #3 VIRGINIA TECH 38-10 TO WIN THE ACC CHAMPIONSHIP GAME.



CLEMSONTIGERS.COM



2011 LETTERMEN

- OVERVIEW
- COACHES
- UNIVERSITY
- TRADITIONS
- PLAYERS
- REVIEW
- OPPONENTS
- RECORDS

Freshmen (26)

#	Player	Pos.
12	Stephone Anthony	LB
6	Tavaris Barnes	DT
68	David Beasley	OG
3	Vic Beasley	DE
5	Mike Bellamy*	RB
17	Bashaud Breeland	CB
1	Martavis Bryant	WR
86	Sam Cooper	TE
9	Joe Craig	WR
93	Corey Crawford	DE
67	Kalon Davis	OG
22	D.J. Howard	RB
16	Adam Humphries	WR
50	Grady Jarrett	DT
19	Charone Peake	WR
38	Garry Peters	CB
27	Robert Smith	S
75	Michael Sobeski	LS
7	Tony Steward	LB
8	Cole Stoudt	QB
70	Gifford Timothy	OT
20	Lateek Townsend	LB
2	Sammy Watkins	WR
91	Josh Watson	DT
77	Reid Webster	OL
99	DeShawn Williams	DT

* - not returning in 2012

Sophomores (13)

#	Player	Pos.
10	Tajh Boyd	QB
39	Chandler Catanzaro	PK
34	Quandon Christian	LB
52	Phillip Fajgenbaum	LS
6	DeAndre Hopkins	WR
14	Martin Jenkins	CB
25	Roderick McDowell	RB
8	Justin Parker	LB
21	Darius Robinson	CB
43	Tyler Shatley	DT
33	Spencer Shuey	LB
84	Darrell Smith	FB/TE
63	Brandon Thomas	OL

Juniors (14)

#	Player	Pos.
83	Dwayne Allen*	TE
13	Spencer Benton	PK/P
29	Xavier Brewer	DB
18	Jaron Brown	WR
23	Andre Ellington	RB
80	Brandon Ford	TE/WR
55	Dalton Freeman	C
97	Malliciah Goodman	DE
31	Rashard Hall	S
32	Carlton Lewis*	S
5	Jonathan Meeks	S
54	Matt Sanders*	OL
46	Jonathan Willard	LB
42	Corico Wright	LB

* - not returning in 2012

Seniors (19)

#	Player	Pos.
41	Daniel Andrews	LB
40	Andre Branch	DE
37	Kantrell Brown	S
90	Kourtnei Brown	DE
62	Mason Cloy	OL
39	Steven Demaras	LB
30	Chad Diehl	FB
47	Will Harrison	WR
26	Marquan Jones	WR
35	Mansa Joseph	RB
74	Antoine McClain	OG
94	Rennie Moore	DT
79	Phillip Price	OT
15	Coty Sensabaugh	CB
73	David Smith	OG
98	Brandon Thompson	DT
82	Drew Traylor	TE
72	Landon Walker	OT
96	Dawson Zimmerman	P

2011 LETTERMEN BY POSITION (72)

Offense (34)

- OT (4):** Phillip Price, Gifford Timothy, Landon Walker, Reid Webster
OG (6): David Beasley, Mason Cloy, Kalon Davis, Antoine McClain, David Smith, Brandon Thomas
C (2): Dalton Freeman, Matt Sanders
TE (4): Dwayne Allen, Sam Cooper, Brandon Ford, Drew Traylor
WR (9): Jaron Brown, Martavis Bryant, Joe Craig, Will Harrison, DeAndre Hopkins, Adam Humphries, Marquan Jones, Charone Peake, Sammy Watkins
QB (2): Tajh Boyd, Cole Stoudt
RB (5): Mike Bellamy, Andre Ellington, D.J. Howard, Mansa Joseph, Roderick McDowell
FB (2): Chad Diehl, Darrell Smith

Defense (33)

- DE (5):** Vic Beasley, Andre Branch, Kourtnei Brown, Corey Crawford, Malliciah Goodman
DT (7): Tavaris Barnes, Grady Jarrett, Rennie Moore, Tyler Shatley, Brandon Thompson, Josh Watson, DeShawn Williams
LB (10): Daniel Andrews, Stephone Anthony, Quandon Christian, Steven Demaras, Justin Parker, Spencer Shuey, Tony Steward, Lateek Townsend, Jonathan Willard, Corico Wright
CB (6): Bashaud Breeland, Xavier Brewer, Martin Jenkins, Garry Peters, Darius Robinson, Coty Sensabaugh
S (5): Kantrell Brown, Rashard Hall, Carlton Lewis, Jonathan Meeks, Robert Smith

Special Teams (5)

- PK (2):** Spencer Benton, Chandler Catanzaro
P (1): Dawson Zimmerman
LS (2): Phillip Fajgenbaum, Michael Sobeski

RETURNING LETTERMEN BY POSITION (48)

Offense (21)

- OT (2):** Brandon Thomas, Gifford Timothy
OG (4): David Beasley, Kalon Davis, Tyler Shatley, Reid Webster
C (1): Dalton Freeman
TE (2): Sam Cooper, Brandon Ford
WR (6): Jaron Brown, Martavis Bryant, Adam Humphries, DeAndre Hopkins, Charone Peake, Sammy Watkins
QB (2): Tajh Boyd, Cole Stoudt
RB (3): Andre Ellington, D.J. Howard, Roderick McDowell
FB (1): Darrell Smith

Defense (23)

- DE (3):** Vic Beasley, Corey Crawford, Malliciah Goodman
DT (4): Tavaris Barnes, Grady Jarrett, Josh Watson, DeShawn Williams
LB (8): Stephone Anthony, Quandon Christian, Justin Parker, Spencer Shuey, Tony Steward, Lateek Townsend, Jonathan Willard, Corico Wright
CB (3): Bashaud Breeland, Martin Jenkins, Darius Robinson
S (5): Xavier Brewer, Rashard Hall, Jonathan Meeks, Garry Peters, Robert Smith

Special Teams (4)

- PK (1):** Chandler Catanzaro
P (1): Spencer Benton
LS (2): Phillip Fajgenbaum, Michael Sobeski


Note: Positions based on 2012.



2011 SENIORS

MEET THE TIGERS

MEMORIAL STADIUM
FRANK HOWARD FIELD



2012 NUMERICAL ROSTER



#	Player	Pos.	Hgt.	Wgt.	Cl.	Exp.	Hometown	High School or Junior College
1	Martavis Bryant	WR	6-5	205	So.	1VL	Calhoun Falls, SC	T.L. Hanna HS
2	Sammy Watkins	WR	6-1	200	So.	1VL	Fort Myers, FL	South Fort Myers HS
3	Vic Beasley	DE	6-3	235	*So.	1VL	Adairsville, GA	Adairsville HS
5	Germone Hopper	WR	6-0	170	Fr.	HS	Charlotte, NC	Phillip O. Berry Academy of Technology
5	Jonathan Meeks	S	6-1	210	Sr.	3VL	Rock Hill, SC	Rock Hill HS
6	Tavaris Barnes	DT	6-4	270	*So.	1VL	Jacksonville, FL	First Coast HS
6	DeAndre Hopkins	WR	6-1	200	Jr.	2VL	Central, SC	D.W. Daniel HS
7	Tony Steward	LB	6-1	245	So.	1VL	Hastings, FL	Pedro Menendez HS
8	Justin Parker	LB	6-1	225	Jr.	2VL	Port Royal, SC	Beaufort HS
8	Cole Stoudt	QB	6-4	200	So.	1VL	Dublin, OH	Dublin Coffman HS
9	Xavier Brewer	DB	5-11	190	*Gr.	3VL	Jacksonville, FL	Bartram Trail HS
10	Tajh Boyd	QB	6-1	225	*Jr.	2VL	Hampton, VA	Phoebus HS
11	Travis Blanks	S/NB	6-1	195	Fr.	HS	Tallahassee, FL	North Florida Christian School
11	Chad Kelly	QB	6-3	210	Fr.	HS	Niagara Falls, NY	Saint Joseph's Collegiate Institute
12	Stephone Anthony	LB	6-3	235	So.	1VL	Polkton, NC	Anson HS
12	Tony McNeal	QB	6-0	195	*Fr.	RS	Chester, SC	Chester Senior HS
13	Spencer Benton	P/PK	6-2	195	*Sr.	3VL	Myrtle Beach, SC	Myrtle Beach HS
14	Martin Jenkins	CB	5-9	175	Jr.	2VL	Roswell, GA	Centennial HS
14	Donny McElveen	QB	6-2	210	*Jr.	SQ	Summerville, SC	Summerville HS
15	Ronald Geohaghan	DB	6-0	185	Fr.	HS	Orangeburg, SC	Allendale-Fairfax HS
15	Morgan Roberts	QB	6-2	200	*Fr.	RS	Charlotte, NC	Charlotte Country Day School
16	Adam Humphries	WR	6-0	190	So.	1VL	Spartanburg, SC	Dorman HS
17	Bashaud Breeland	CB	6-0	185	*So.	1VL	Allendale, SC	Allendale-Fairfax HS
18	Jaron Brown	WR	6-2	200	*Gr.	3VL	Cheraw, SC	Cheraw HS
19	Charone Peake	WR	6-3	205	So.	1VL	Moore, SC	Dorman HS
20	Lateek Townsend	LB	6-2	215	So.	1VL	Bennettsville, SC	Marlboro County HS
21	Darius Robinson	CB	5-11	170	Jr.	2VL	College Park, GA	Westlake HS
22	D.J. Howard	RB	5-11	195	*So.	1VL	Lincoln, AL	Lincoln HS
23	Andre Ellington	RB	5-10	190	*Sr.	3VL	Moncks Corner, SC	Berkeley HS
24	Zac Brooks	RB	6-2	180	Fr.	HS	Jonesboro, AR	Jonesboro Senior HS
25	C.J. Jones	CB	6-0	180	*Jr.	SQ	Lincolnton, GA	Lincoln County HS
25	Roderick McDowell	RB	5-9	190	*Jr.	2VL	Sumter, SC	Sumter HS
26	Garry Peters	DB	5-11	190	*So.	1VL	Conyers, GA	Heritage HS
27	Robert Smith	S	5-11	210	So.	1VL	Saint George, SC	Woodland HS
29	Cortez Davis	CB	6-3	195	*Fr.	RS	Daytona Beach, FL	Mainland HS
31	Rashard Hall	S	6-1	210	*Gr.	3VL	Saint Augustine, FL	Saint Augustine HS
32	Corbin Jenkins	P/PK	5-10	175	*So.	SQ	Conway, SC	Conway HS
33	Spencer Shuey	LB	6-3	250	*Jr.	2VL	Charlotte, NC	South Mecklenburg HS
34	Quandon Christian	LB	6-2	220	*Jr.	2VL	Lake View, SC	Lake View HS
36	Ammon Lakip	PK	5-10	185	*Fr.	RS	Johns Creek, GA	Chattahoochee HS
36	Jerrodd Williams	S	6-0	205	*Jr.	SQ	Central, SC	D.W. Daniel HS
37	Dante Stewart	CB	5-8	185	*So.	SQ	Swansea, SC	Calhoun County HS
38	Julian Patton	WR	6-0	185	*Jr.	SQ	Rock Hill, SC	Northwestern HS
39	Chandler Catanzaro	PK	6-2	200	*Jr.	2VL	Greenville, SC	Christ Church Episcopal School
40	Darrell Smith	FB/TE	6-2	245	*Jr.	2VL	Gadsden, AL	Gadsden City HS
41	T.J. Burrell	LB	5-11	205	Fr.	HS	Goose Creek, SC	Goose Creek HS
42	Corico Wright	LB	5-11	230	Sr.	3VL	Milledgeville, GA	Baldwin HS
44	B.J. Goodson	LB	6-1	235	*Fr.	RS	Lamar, SC	Lamar HS
46	Jonathan Willard	LB	6-2	220	*Sr.	3VL	Loris, SC	Loris HS
47	Taylor Watson	S	6-0	195	*So.	SQ	Simpsonville, SC	Woodmont HS
48	D.J. Reader	DT	6-3	305	Fr.	HS	Greensboro, NC	Grimsley HS
49	Beau Brown	S	6-1	200	*Fr.	RS	Beaufort, SC	Beaufort HS
50	Grady Jarrett	DT	6-0	295	So.	1VL	Conyers, GA	Rockdale County HS
51	Jim Brown	LS	6-3	235	*Fr.	RS	Walterboro, SC	Pinewood Prep School
51	Harrison Tucker	OG	6-3	305	*Fr.	RS	Ninety Six, SC	Ninety Six HS
52	Phillip Fajgenbaum	LS	6-0	220	*Jr.	2VL	Raleigh, NC	Ravenscroft School
53	Martin Aiken	DE	6-3	245	Fr.	HS	Smoaks, SC	Bamberg-Ehrhardt HS
55	Dalton Freeman	C	6-5	285	*Gr.	3VL	Pelion, SC	Pelion HS
56	Collins Mauldin	DE	6-2	225	*Fr.	RS	Rock Hill, SC	Northwestern HS
56	Sam Van Gieson	LS	5-10	185	*Gr.	SQ	Greer, SC	Riverside HS
57	Jay Guillermo	C	6-2	285	Fr.	HS	Maryville, TN	Maryville HS
58	Ryan Norton	C	6-3	265	*Fr.	RS	Simpsonville, SC	Mauldin HS
61	Scott Wilson	C	6-2	245	*So.	RS	Woodstock, GA	The Walker School
62	Tyler Shatley	OG	6-3	295	*Jr.	2VL	Icard, NC	East Burke HS

2012 NUMERICAL ROSTER



OVERVIEW
COACHES
UNIVERSITY
TRADITIONS
PLAYERS
REVIEW
OPPONENTS
RECORDS

#	Player	Pos.	Hgt.	Wgt.	Cl.	Exp.	Hometown	High School or Junior College
63	Brandon Thomas	OL	6-3	300	*Jr.	2VL	Spartanburg, SC	Dorman HS
64	Darrell Brevard	OG	6-2	270	*Jr.	SQ	Rock Hill, SC	Northwestern HS
65	Oliver Jones	OL	6-6	320	Fr.	HS	Ninety Six, SC	Ninety Six HS
67	Kalon Davis	OG	6-5	335	*So.	1VL	Chester, SC	Chester Senior HS
68	David Beasley	OG	6-4	315	*So.	1VL	Columbus, GA	G.W. Carver HS
70	Gifford Timothy	OT	6-6	315	*So.	1VL	Middletown, DE	Middletown HS
71	Patrick DeStefano	OL	6-4	275	Fr.	HS	Spartanburg, SC	Dorman HS
71	Steven Young	DT	6-1	260	*Fr.	RS	Awendaw, SC	Lincoln HS
73	Joe Gore	OT	6-6	260	*Fr.	RS	Lake Waccamaw, NC	East Columbus HS
74	Spencer Region	OG	6-4	370	*Fr.	RS	Cullman, AL	Cullman HS
75	Michael Sobeski	LS	6-2	195	*So.	1VL	Roebuck, SC	Dorman HS
76	Shaq Anthony	OT	6-4	275	*Fr.	RS	Williamston, SC	Wren HS
77	Reid Webster	OL	6-4	295	*So.	1VL	Woodstock, GA	Etowah HS
79	Isaiah Battle	OT	6-7	265	Fr.	HS	Brooklyn, NY	Blue Ridge (VA) School
80	Brandon Ford	TE	6-4	235	*Gr.	3VL	Wando, SC	Hanahan HS
81	Stanton Seckinger	WR	6-5	200	*Fr.	RS	Isle of Palms, SC	Porter-Gaud School
85	Mario Marshall	TE	6-6	205	*So.	SQ	Cheraw, SC	Chesterfield HS
86	Sam Cooper	TE	6-4	240	*So.	1VL	Brentwood, TN	The Ensworth School
87	Matt Porter	WR	5-11	190	*So.	SQ	Charleston, SC	James Island School
88	Eric Mac Lain	TE	6-4	265	*Fr.	RS	Hope Mills, NC	Jack Britt HS
89	Wes Forbush	WR	6-2	185	*So.	SQ	Johnson City, TN	Science Hill HS
89	Jay Jay McCullough	TE	6-5	230	Fr.	HS	Fort Mill, SC	Nation Ford HS
90	Shaq Lawson	DE	6-3	240	Fr.	HS	Central, SC	D.W. Daniel HS
91	Josh Watson	DT	6-4	290	*So.	1VL	Wilmington, DE	John Dickinson HS
92	Roderick Byers	DE	6-3	275	*Fr.	RS	Rock Hill, SC	Northwestern HS
92	Bradley Pinion	P	6-5	220	Fr.	HS	Concord, NC	Northwest Cabarrus HS
93	Corey Crawford	DE	6-5	280	So.	1VL	Columbus, GA	G.W. Carver HS
94	Carlos Watkins	DT	6-4	275	Fr.	HS	Mooresboro, NC	Chase HS
95	Brian Symmes	PK	5-11	180	*Jr.	SQ	Greenville, SC	Eastside HS
95	Tra Thomas	DT	6-0	290	*So.	SQ	Wadesboro, NC	Anson HS
96	Jerome Maybank	DT	6-4	345	*Fr.	RS	Pawleys Island, SC	Waccamaw HS
97	Malliciah Goodman	DE	6-4	280	Sr.	3VL	Florence, SC	West Florence HS
98	Kevin Dodd	DT	6-5	275	Fr.	HS	Taylors, SC	Riverside HS
99	DeShawn Williams	DT	6-1	290	So.	1VL	Central, SC	D.W. Daniel HS

* - spent one season as a red-shirt player

2012 PRONUNCIATIONS

#	Player/Coach	Pronunciation	36	Ammon Lakip	A-muhn LAY-kihp	71	Patrick DeStefano	deh-STEh-feh-noh
12	Stephane Anthony	steh-FAHN	40	Darrell Smith	DAYR-uhl	95	Brian Symmes	SIHMZ
18	Jaron Brown	juh-RAHN	52	Phillip Fajgenbaum	FAY-gehn-bahm		Dabo Swinney	DA-boh SWEE-nee
19	Charone Peake	shuh-RAHN	67	Kalon Davis	KAY-lehn			

2012 COACHES

Coach	Title(s)	Position(s)	CU Years	Alma Mater
Dabo Swinney	Head Coach		*10th	Alabama '93
Dan Brooks	Associate Head Coach	Defensive Tackles	4th	Western Carolina '76
Danny Pearman	Assistant Head Coach, Special Teams Coordinator	Tight Ends	5th	Clemson '87
Chad Morris	Assistant Coach, Offensive Coordinator	Quarterbacks	2nd	Texas A&M '92
Brent Venables	Assistant Coach, Defensive Coordinator	Linebackers	1st	Kansas State '92
Charlie Harbison	Assistant Coach, Co-Defensive Coordinator	Defensive Backs	^8th	Gardner-Webb '95
Marion Hobby	Assistant Coach, Co-Defensive Coordinator (Running Game)	Defensive Ends	^3rd	Tennessee '95
Jeff Scott	Assistant Coach, Recruiting Coordinator	Wide Receivers	5th	Clemson '03
Robbie Caldwell	Assistant Coach	Offensive Linemen	2nd	Furman '77
Tony Elliott	Assistant Coach	Running Backs	2nd	Clemson '02

* - includes over five years (2003-08) as an assistant coach; ^ - includes three years (1995-97) as an assistant coach; ° - includes one year (2005) as an assistant coach



2012 ALPHABETICAL ROSTER

OVERVIEW
COACHES
UNIVERSITY
TRADITIONS
PLAYERS
REVIEW
OPPONENTS
RECORDS

#	Player	Pos.	Hgt.	Wgt.	Cl.	Exp.	Hometown	High School or Junior College
53	Martin Aiken	DE	6-3	245	Fr.	HS	Smoaks, SC	Bamberg-Ehrhardt HS
76	Shaq Anthony	OT	6-4	275	*Fr.	RS	Williamston, SC	Wren HS
12	Stephone Anthony	LB	6-3	235	So.	1VL	Polkton, NC	Anson HS
6	Tavaris Barnes	DT	6-4	270	*So.	1VL	Jacksonville, FL	First Coast HS
79	Isaiah Battle	OT	6-7	265	Fr.	HS	Brooklyn, NY	Blue Ridge (VA) School
68	David Beasley	OG	6-4	315	*So.	1VL	Columbus, GA	G.W. Carver HS
3	Vic Beasley	DE	6-3	235	*So.	1VL	Adairsville, GA	Adairsville HS
13	Spencer Benton	P/PK	6-2	195	*Sr.	3VL	Myrtle Beach, SC	Myrtle Beach HS
11	Travis Blanks	S/NB	6-1	195	Fr.	HS	Tallahassee, FL	North Florida Christian School
10	Tajh Boyd	QB	6-1	225	*Jr.	2VL	Hampton, VA	Phoebus HS
17	Bashaud Breeland	CB	6-0	185	*So.	1VL	Allendale, SC	Allendale-Fairfax HS
64	Darrell Brevard	OG	6-2	270	*Jr.	SQ	Rock Hill, SC	Northwestern HS
9	Xavier Brewer	DB	5-11	190	*Gr.	3VL	Jacksonville, FL	Bartram Trail HS
24	Zac Brooks	RB	6-2	180	Fr.	HS	Jonesboro, AR	Jonesboro Senior HS
49	Beau Brown	S	6-1	200	*Fr.	RS	Beaufort, SC	Beaufort HS
18	Jaron Brown	WR	6-2	200	*Gr.	3VL	Cheraw, SC	Cheraw HS
51	Jim Brown	LS	6-3	235	*Fr.	RS	Walterboro, SC	Pinewood Prep School
1	Martavis Bryant	WR	6-5	205	So.	1VL	Calhoun Falls, SC	T.L. Hanna HS
41	T.J. Burrell	LB	5-11	205	Fr.	HS	Goose Creek, SC	Goose Creek HS
92	Roderick Byers	DE	6-3	275	*Fr.	RS	Rock Hill, SC	Northwestern HS
39	Chandler Catanzaro	PK	6-2	200	*Jr.	2VL	Greenville, SC	Christ Church Episcopal School
34	Quandon Christian	LB	6-2	220	*Jr.	2VL	Lake View, SC	Lake View HS
86	Sam Cooper	TE	6-4	240	*So.	1VL	Brentwood, TN	The Ensworth School
93	Corey Crawford	DE	6-5	280	So.	1VL	Columbus, GA	G.W. Carver HS
29	Cortez Davis	CB	6-3	195	*Fr.	RS	Daytona Beach, FL	Mainland HS
67	Kalon Davis	OG	6-5	335	*So.	1VL	Chester, SC	Chester Senior HS
71	Patrick DeStefano	OL	6-4	275	Fr.	HS	Spartanburg, SC	Dorman HS
98	Kevin Dodd	DT	6-5	275	Fr.	HS	Taylors, SC	Riverside HS
23	Andre Ellington	RB	5-10	190	*Sr.	3VL	Moncks Corner, SC	Berkeley HS
52	Phillip Fajgenbaum	LS	6-0	220	*Jr.	2VL	Raleigh, NC	Ravenscroft School
89	Wes Forbush	WR	6-2	185	*So.	SQ	Johnson City, TN	Science Hill HS
80	Brandon Ford	TE	6-4	235	*Gr.	3VL	Wando, SC	Hanahan HS
55	Dalton Freeman	C	6-5	285	*Gr.	3VL	Pelion, SC	Pelion HS
15	Ronald Geohaghan	DB	6-0	185	Fr.	HS	Orangeburg, SC	Allendale-Fairfax HS
97	Malliciah Goodman	DE	6-4	280	Sr.	3VL	Florence, SC	West Florence HS
44	B.J. Goodson	LB	6-1	235	*Fr.	RS	Lamar, SC	Lamar HS
73	Joe Gore	OT	6-6	260	*Fr.	RS	Lake Waccamaw, NC	East Columbus HS
57	Jay Guillermo	C	6-2	285	Fr.	HS	Maryville, TN	Maryville HS
31	Rashard Hall	S	6-1	210	*Gr.	3VL	Saint Augustine, FL	Saint Augustine HS
6	DeAndre Hopkins	WR	6-1	200	Jr.	2VL	Central, SC	D.W. Daniel HS
5	Germone Hopper	WR	6-0	170	Fr.	HS	Charlotte, NC	Phillip O. Berry Academy of Technology
22	D.J. Howard	RB	5-11	195	*So.	1VL	Lincoln, AL	Lincoln HS
16	Adam Humphries	WR	6-0	190	So.	1VL	Spartanburg, SC	Dorman HS
50	Grady Jarrett	DT	6-0	295	So.	1VL	Conyers, GA	Rockdale County HS
32	Corbin Jenkins	P/PK	5-10	175	*So.	SQ	Conway, SC	Conway HS
14	Martin Jenkins	CB	5-9	175	Jr.	2VL	Roswell, GA	Centennial HS
25	C.J. Jones	CB	6-0	180	*Jr.	SQ	Lincolnton, GA	Lincoln County HS
65	Oliver Jones	OL	6-6	320	Fr.	HS	Ninety Six, SC	Ninety Six HS
11	Chad Kelly	QB	6-3	210	Fr.	HS	Niagara Falls, NY	Saint Joseph's Collegiate Institute
36	Ammon Lakin	PK	5-10	185	*Fr.	RS	Johns Creek, GA	Chattahoochee HS
90	Shaq Lawson	DE	6-3	240	Fr.	HS	Central, SC	D.W. Daniel HS
88	Eric Mac Lain	TE	6-4	265	*Fr.	RS	Hope Mills, NC	Jack Britt HS
85	Mario Marshall	TE	6-6	205	*So.	SQ	Cheraw, SC	Chesterfield HS
56	Collins Mauldin	DE	6-2	225	*Fr.	RS	Rock Hill, SC	Northwestern HS
96	Jerome Maybank	DT	6-4	345	*Fr.	RS	Pawleys Island, SC	Waccamaw HS
89	Jay Jay McCullough	TE	6-5	230	Fr.	HS	Fort Mill, SC	Nation Ford HS
25	Roderick McDowell	RB	5-9	190	*Jr.	2VL	Sumter, SC	Sumter HS
14	Donny McElveen	QB	6-2	210	*Jr.	SQ	Summerville, SC	Summerville HS
12	Tony McNeal	QB	6-0	195	*Fr.	RS	Chester, SC	Chester Senior HS
5	Jonathan Meeks	S	6-1	210	Sr.	3VL	Rock Hill, SC	Rock Hill HS
58	Ryan Norton	C	6-3	265	*Fr.	RS	Simpsonville, SC	Mauldin HS
8	Justin Parker	LB	6-1	225	Jr.	2VL	Port Royal, SC	Beaufort HS
38	Julian Patton	WR	6-0	185	*Jr.	SQ	Rock Hill, SC	Northwestern HS
19	Charone Peake	WR	6-3	205	So.	1VL	Moore, SC	Dorman HS

CLEMSONTIGERS.COM



OVERVIEW
COACHES
UNIVERSITY
TRADITIONS
PLAYERS
REVIEW
OPPONENTS
RECORDS

2012 ALPHABETICAL ROSTER

#	Player	Pos.	Hgt.	Wgt.	Cl.	Exp.	Hometown	High School or Junior College
26	Garry Peters	DB	5-11	190	*So.	1VL	Conyers, GA	Heritage HS
92	Bradley Pinion	P	6-5	220	Fr.	HS	Concord, NC	Northwest Cabarrus HS
87	Matt Porter	WR	5-11	190	*So.	SQ	Charleston, SC	James Island School
48	D.J. Reader	DT	6-3	305	Fr.	HS	Greensboro, NC	Grimsley HS
74	Spencer Region	OG	6-4	370	*Fr.	RS	Cullman, AL	Cullman HS
15	Morgan Roberts	QB	6-2	200	*Fr.	RS	Charlotte, NC	Charlotte Country Day School
21	Darius Robinson	CB	5-11	170	Jr.	2VL	College Park, GA	Westlake HS
81	Stanton Seckinger	WR	6-5	200	*Fr.	RS	Isle of Palms, SC	Porter-Gaud School
62	Tyler Shatley	OG	6-3	295	*Jr.	2VL	Icard, NC	East Burke HS
33	Spencer Shuey	LB	6-3	250	*Jr.	2VL	Charlotte, NC	South Mecklenburg HS
40	Darrell Smith	FB/TE	6-2	245	*Jr.	2VL	Gadsden, AL	Gadsden City HS
27	Robert Smith	S	5-11	210	So.	1VL	Saint George, SC	Woodland HS
75	Michael Sobeski	LS	6-2	195	*So.	1VL	Roebuck, SC	Dorman HS
7	Tony Steward	LB	6-1	245	So.	1VL	Hastings, FL	Pedro Menendez HS
37	Dante Stewart	CB	5-8	185	*So.	SQ	Swansea, SC	Calhoun County HS
8	Cole Stoudt	QB	6-4	200	So.	1VL	Dublin, OH	Dublin Coffman HS
95	Brian Symmes	PK	5-11	180	*Jr.	SQ	Greenville, SC	Eastside HS
63	Brandon Thomas	OL	6-3	300	*Jr.	2VL	Spartanburg, SC	Dorman HS
95	Tra Thomas	DT	6-0	290	*So.	SQ	Wadesboro, NC	Anson HS
70	Gifford Timothy	OT	6-6	315	*So.	1VL	Middletown, DE	Middletown HS
20	Lateek Townsend	LB	6-2	215	So.	1VL	Bennettsville, SC	Marlboro County HS
51	Harrison Tucker	OG	6-3	305	*Fr.	RS	Ninety Six, SC	Ninety Six HS
56	Sam Van Gieson	LS	5-10	185	*Gr.	SQ	Greer, SC	Riverside HS
94	Carlos Watkins	DT	6-4	275	Fr.	HS	Mooresboro, NC	Chase HS
2	Sammy Watkins	WR	6-1	200	So.	1VL	Fort Myers, FL	South Fort Myers HS
91	Josh Watson	DT	6-4	290	*So.	1VL	Wilmington, DE	John Dickinson HS
47	Taylor Watson	S	6-0	195	*So.	SQ	Simpsonville, SC	Woodmont HS
77	Reid Webster	OL	6-4	295	*So.	1VL	Woodstock, GA	Etowah HS
46	Jonathan Willard	LB	6-2	220	*Sr.	3VL	Loris, SC	Loris HS
99	DeShawn Williams	DT	6-1	290	So.	1VL	Central, SC	D.W. Daniel HS
36	Jerrodd Williams	S	6-0	205	*Jr.	SQ	Central, SC	D.W. Daniel HS
61	Scott Wilson	C	6-2	245	*So.	RS	Woodstock, GA	The Walker School
42	Corico Wright	LB	5-11	230	Sr.	3VL	Milledgeville, GA	Baldwin HS
71	Steven Young	DT	6-1	260	*Fr.	RS	Awendaw, SC	Lincoln HS

* - spent one season as a red-shirt player

2012 PRONUNCIATIONS

#	Player/Coach	Pronunciation	71	Patrick DeStefano	deh-STEh-feh-noh	40	Darrell Smith	DAYR-uhl
12	Stephone Anthony	steh-FAHN	52	Phillip Fajgenbaum	FAY-gehn-bahm		Dabo Swinney	DA-boh SWEE-nee
18	Jaron Brown	juh-RAHN	36	Ammon Lakin	A-muhn LAY-kih-p	95	Brian Symmes	SIHMZ
67	Kalon Davis	KAY-lehn	19	Charone Peake	shuh-RAHN			

2012 COACHES

Coach	Title(s)	Position(s)	CU Years	Alma Mater
Dabo Swinney	Head Coach		*10th	Alabama '93
Dan Brooks	Associate Head Coach	Defensive Tackles	4th	Western Carolina '76
Danny Pearman	Assistant Head Coach, Special Teams Coordinator	Tight Ends	5th	Clemson '87
Chad Morris	Assistant Coach, Offensive Coordinator	Quarterbacks	2nd	Texas A&M '92
Brent Venables	Assistant Coach, Defensive Coordinator	Linebackers	1st	Kansas State '92
Charlie Harbison	Assistant Coach, Co-Defensive Coordinator	Defensive Backs	^8th	Gardner-Webb '95
Marion Hobby	Assistant Coach, Co-Defensive Coordinator (Running Game)	Defensive Ends	^3rd	Tennessee '95
Jeff Scott	Assistant Coach, Recruiting Coordinator	Wide Receivers	5th	Clemson '03
Robbie Caldwell	Assistant Coach	Offensive Linemen	2nd	Furman '77
Tony Elliott	Assistant Coach	Running Backs	2nd	Clemson '02

* - includes over five years (2003-08) as an assistant coach; ^ - includes three years (1995-97) as an assistant coach; ° - includes one year (2005) as an assistant coach

VETERAN BIOS



SHAQ ANTHONY

OT • 6-4 • 275 • *Fr. • RS
Williamston, SC
Wren HS

Red-shirt freshman who will compete for playing time in 2012.
2011: Red-shirted.

Before Clemson: First-team all-state offensive lineman who played in the Shrine Bowl...all-region and all-county selection at Wren High School...#27 player in the nation and #7 player in South Carolina by [Rivals.com](#)...among the top-20 players in South Carolina by [SuperPrep](#)...U.S. Army All-America nominee... Wren High School Hall of Fame member...had an average grade of 92 percent from his coaches, which helped Wren High to nearly 30 points per game...team offensive lineman-of-the-year...Anderson Area Touchdown Club Lineman-of-the-Week selection...all-state selection and team captain as a senior...all-region and all-county as a junior and senior...received Anderson County Diversity Award...offensive player-of-the-week by Anderson Touchdown Club...played basketball through his senior season at Wren High and was on the track team... coached by Jeff Tate at Wren High...recruited by Brad Scott.

Personal: Son of former Clemson defensive lineman Vernie Anthony, who was a member of Clemson's 1981 National Championship team and lettered in 1981 and 1982 as a reserve behind William Perry... majoring in pre-business...born July 21, 1993.



STEPHONE ANTHONY

LB • 6-3 • 235 • So. • 1VL
Polkton, NC
Anson HS

Has shown flashes of his star potential...will compete for a starting linebacker spot in 2012...preseason second-team All-ACC by [Phil Steele](#).

2011: Had 32 tackles, six tackles for loss, two sacks, a pass breakup, and a team-high two caused fumbles in 292 snaps over 13 games (three starts)...had four tackles, Clemson's only sack, and a pass breakup in his first career game against Troy on Sept. 3...had five tackles and two tackles for loss in 29 snaps at #10 Virginia Tech on Oct. 1...had four tackles and a tackle for loss in 16 snaps at Maryland on Oct. 15...had two tackles in 28 snaps in his first career start at N.C. State on Nov. 19...had three tackles, a team-high two tackles for loss, a sack, and a caused fumble in 34 snaps against #3 Virginia Tech in the ACC Championship game on Dec. 3.

Before Clemson: [USA Today](#) First-Team All-American at Anson High School...[Parade](#) First-Team All-American...#1 outside linebacker in the nation by [ESPN.com](#) and [247Sports.com](#)...#24 player and #3 outside linebacker in the nation by [Rivals.com](#)...#32 player in the nation by [ESPN.com](#)...#40 player and #4 linebacker in the nation by [SuperPrep](#)...#10 player in the nation and #1 player in North Carolina by [247Sports.com](#)...#1 player in North Carolina by [SuperPrep](#)...played in the Shrine Bowl...played in the Under Armour All-American game... North Carolina Gatorade Player-of-the-Year...[AP](#) First-Team All-State selection as a junior and senior...conference player-of-the-year as a sophomore and senior...[NCPreps.com](#) Defensive Player-of-the-Year as a senior...four-year starter...had 123 tackles, 16 tackles for loss, four sacks, and two interceptions as a senior...coached by Luke Hyatt at Anson High...recruited by Dan Brooks and Kevin Steele.

Personal: Majoring in pre-business...born July 28, 1992.

St. Anthony 2011 Game-By-Game Stats

Date	Opponent	Snaps	Hit	Ast	Tot	TFL	Sacks	Int
9-3	Troy	22	4	0	4	1-8	1-8	
9-10	Wofford	9	2	1	3			
9-17	Auburn	7	0	0	0			
9-24	Florida State	1	0	0	0			
10-1	at Virginia Tech	29	3	2	5	2-5		
10-8	Boston College					DNP		
10-15	at Maryland	16	4	0	4	1-4		
10-22	North Carolina	27	2	1	3			
10-29	at Georgia Tech	20	3	0	3			
11-12	Wake Forest	31	1	0	1			
11-19	at N.C. State	*28	2	0	2			
11-26	at South Carolina	*23	0	0	0			
12-3	Virginia Tech	*34	2	1	3	2-12	1-11	
1-4	West Virginia	45	2	2	4			
Totals		292	25	7	32	6-29	2-19	0-0

* - start; Note: Had a caused fumble against North Carolina; had a caused fumble against Virginia Tech in the ACC Championship game.

St. Anthony Career Stats

Year	G-S	Snaps	Hit	Ast	Tot	TFL	Sacks	Int	QP	PBU	CF	RF
2011	13-3	292	25	7	32	6-29	2-19	0-0	2	1	2-0	



TAVARIS BARNES

DT • 6-4 • 270 • *So. • 1VL
Jacksonville, FL
First Coast HS

Talented defensive tackle who has provided depth...has the size to make an impact in 2012.

2011: Had seven tackles and three quarterback pressures in 73 snaps over nine games...had one tackle and a quarterback pressure in 11 snaps in his first career game against Troy on Sept. 3...had one tackle and a quarterback pressure in four snaps at #10 Virginia Tech on Oct. 1...had one quarterback pressure in six snaps against Boston College on Oct. 8...had two tackles in 14 snaps against North Carolina on Oct. 22...had one tackle in four snaps at N.C. State on Nov. 19...had one tackle in 15 snaps against #22 West Virginia in the Orange Bowl on Jan. 4.

2010: Red-shirted.

Before Clemson: Outstanding defensive end who had 80 tackles, 25 tackles for loss, and nine sacks as a senior at First Coast High School...from a long line of outstanding Tigers from Jacksonville, FL, a defensive heritage that has included nine-time Pro Bowl player Brian Dawkins...[Florida Times-Union](#) Super 24 member...[Florida Times-Union](#) Preseason Super 11 member...#29 defensive tackle in the nation and #47 player in Florida by [Rivals.com](#)...#73 defensive end in the nation by [Scout.com](#)...#105 defensive end in the nation by [ESPN.com](#)...top-100 player in Florida by [SuperPrep](#)...starter on the basketball team...coached by Marty Lee at First Coast High School... recruited by Jeff Scott...chose Clemson over Florida, Florida State, Notre Dame, North Carolina, and South Carolina.

Personal: Majoring in community recreation, sport, & camp management...born Nov. 2, 1991.

Barnes 2011 Game-By-Game Stats

Date	Opponent	Snaps	Hit	Ast	Tot	TFL	Sacks	QP
9-3	Troy	11	1	0	1			1
9-10	Wofford					DNP		
9-17	Auburn					DNP		
9-24	Florida State	2	0	0	0			
10-1	at Virginia Tech	4	0	1	1			
10-8	Boston College	6	0	0	0			1
10-15	at Maryland					DNP		
10-22	North Carolina	14	2	0	2			
10-29	at Georgia Tech					DNP		
11-12	Wake Forest					DNP		
11-19	at N.C. State	4	1	0	1			
11-26	at South Carolina	7	0	1	1			
12-3	Virginia Tech	10	0	0	0			
1-4	West Virginia	15	0	1	1			
Totals		73	4	3	7	0-0	0-0	3

Barnes Career Stats

Year	G-S	Snaps	Hit	Ast	Tot	TFL	Sacks	Int	QP	PBU	CF	RF
2011	9-0	73	4	3	7	0-0	0-0	0-0	3	0	0-0	



DAVID BEASLEY

OG • 6-4 • 315 • *So. • 1VL
Columbus, GA
G.W. Carver HS

Talented offensive guard who has provided depth...will compete for playing time in 2012.

2011: Played 30 snaps over five games...played one snap in his first career game against Boston College on Oct. 8...played seven snaps against North Carolina on Oct. 22...graded 100 percent in nine snaps at N.C. State on Nov. 19... graded 86 percent with one knockdown in seven snaps against #3 Virginia Tech in the ACC Championship game on Dec. 3...played six snaps against #22 West Virginia in the Orange Bowl on Jan. 4.

2010: Red-shirted.

Before Clemson: Two-time, first-team all-state pick at G.W. Carver High School...#22 offensive guard in the nation and #39 player in Georgia by [Rivals.com](#)...#31 offensive guard in the nation and #31 player in Georgia by [Scout.com](#)...#19 offensive guard in the nation by [ESPN.com](#)...#64 player in Georgia by [SuperPrep](#)...first-team all-state by the Georgia Sportswriters Association as a senior...led his team to 3,507 rushing yards and 34 points per game as a senior...had 88 pancake blocks as a junior and 70 as a senior...played in the Offense-Defense All-Star game in Myrtle Beach, SC...All-Southeast Region pick by [PrepStars](#)...coached by Dell McGee at G.W. Carver High School... recruited by Charlie Harbison...chose Clemson over Georgia, Miami (FL), and South Carolina.

Personal: Majoring in sociology...born Nov. 17, 1990.



VIC BEASLEY

DE • 6-3 • 235 • *So. • 1VL
Adairsville, GA
Adairsville HS

Reserve defensive end who has played sparingly on defense, but has made solid contributions on the kick-off coverage team...one of the most athletic players on the team...had a game-tying-high two sacks in the 2012 Spring Game.

2011: Had two tackles in 16 snaps over nine games...Clemson had a 9-0 record in his nine games...played two snaps in his first career game against Troy on Sept. 3...had a special teams tackle against Wofford on Sept. 10...had one tackle in 10 snaps against #3 Virginia Tech in the ACC Championship game on Dec. 3.

2010: Red-shirted.

Before Clemson: Rated as the #16 athlete in the nation by [ESPN.com](#)...#37 athlete in the nation and #37 player in Georgia by [Rivals.com](#)...#34 outside linebacker in the nation and #37 player in Georgia by [Scout.com](#)...#33 player in Georgia by [SuperPrep](#)...All-Southeast Region pick by [PrepStars](#)...played running back in high school; he had 120 rushes for 828 yards and seven scores as a senior...had seven punt returns for a 17.3-yard average and two touchdowns...had just one kickoff return, but he took it 80 yards for a score...had 102 tackles, 12 tackles for loss, and one interception...played in the Georgia North-South All-Star game; he had a blocked field goal...first-team all-state by [AP](#) and Georgia Sportswriter Association...named all-county and all-area as a junior and senior...had 57 tackles, two recovered fumbles, and an interception as a junior...had 15 interceptions for 200 yards as a junior...played high school basketball and AAU basketball...averaged a double-double for the AAU Georgia All-Stars...coached by Jim Kremer at Adairsville High School...recruited by Billy Napier...chose Clemson over Alabama, Auburn, and Stanford.

Personal: His father, Victor, played football at Auburn (1982-84) and served as offensive coordinator at Adairsville High School... majoring in sociology...born July 8, 1992.

V. Beasley 2011 Game-By-Game Stats

Date	Opponent	Snaps	Hit	Ast	Tot	TFL	Sacks	QP
9-3	Troy	2	0	0	0			
9-10	Wofford	0	1	0	1			
9-17	Auburn	0	0	0	0			
9-24	Florida State	0	0	0	0			
10-1	at Virginia Tech	0	0	0	0			
10-8	Boston College	0	0	0	0			
10-15	at Maryland	0	0	0	0			
10-22	North Carolina	4	0	0	0			
10-29	at Georgia Tech					DNP		
11-12	Wake Forest					DNP		
11-19	at N.C. State					DNP		
11-26	at South Carolina					DNP		
12-3	Virginia Tech	10	0	1	1			
1-4	West Virginia					DNP		
Totals		16	1	1	2	0-0	0-0	0

V. Beasley Career Stats

Year	G-S	Snaps	Hit	Ast	Tot	TFL	Sacks	Int	QP	PBU	CF	RF
2011	9-0	16	1	1	2	0-0	0-0	0-0	0	0	0-0	



SPENCER BENTON

P/PK • 6-2 • 195 • *Sr. • 3VL
Myrtle Beach, SC
Myrtle Beach HS

Punter and placekicker who is Clemson's career leader in tackles by a kicker (21); no kicker had more than four in a season prior to 2009...will compete for the starting role at punter...is 1-1 on field goals and 5-9 on extra points for eight points in 37 games (one start) in his career... has two career punts for a 33.0-yard average...has 22 touchbacks and 34 other kickoffs that have reached the goal line on 205 kickoffs in his career; the opponent has failed to advance past the 20 on 73 of the 205 kickoffs.

2011: Had 54 kickoffs in 10 games...had 12 touchbacks and 10 other kickoffs that reached the goal line...had 54 kickoffs and opponents failed to advance past the 20 on 23 kickoffs...had two punts for a 33.0-yard average...had six special teams tackles, all on kickoff coverage...had three touchbacks and three other kickoffs that reached the endzone among his nine kickoffs against Troy on Sept. 3; he also had two tackles...had two touchbacks and two other kickoffs that reached the endzone among his seven kickoffs against #19 Auburn on Sept. 17...had three touchbacks and another kickoff that reached

2010: Had 54 kickoffs in 10 games...had 12 touchbacks and 10 other kickoffs that reached the goal line...had 54 kickoffs and opponents failed to advance past the 20 on 23 kickoffs...had two punts for a 33.0-yard average...had six special teams tackles, all on kickoff coverage...had three touchbacks and three other kickoffs that reached the endzone among his nine kickoffs against Troy on Sept. 3; he also had two tackles...had two touchbacks and two other kickoffs that reached the endzone among his seven kickoffs against #19 Auburn on Sept. 17...had three touchbacks and another kickoff that reached



- OVERVIEW
- COACHES
- UNIVERSITY
- TRADITIONS
- PLAYERS
- REVIEW
- OPPONENTS
- RECORDS

VETERAN BIOS

SPENCER BENTON



the endzone among his six kickoffs against #11 Florida State on Sept. 24; came off the bench for an injured Dawson Zimmerman and had two punts for a 33.0-yard average, including a punt inside the 20; added a special teams tackle; named team special teams player-of-the-game...suffered a shoulder injury at #10 Virginia Tech on Oct. 1 and missed the next four games...had one tackle and a caused fumble on four kickoffs against Wake Forest on Nov. 12.

2010: Had six special teams tackles, all on kickoff coverage...kicked an extra point against Presbyterian College...had 64 kickoffs and opponents failed to get past the 20 on 19 kickoffs...a big reason Clemson had a 4.4-yard advantage on the ending spot of kickoff returns; the opponents' average start was the 25...had three touchdowns and 12 other kickoffs that reached the goal line.

2009: Handled kickoff duties for the Tigers...had seven touchdowns and 12 others that reached the goal line in 87 kickoffs as a first-year performer...handled every kickoff for the Tigers in 2009, more than any other kicker in Clemson history...held opponents inside the 21-yard line on kickoffs 31 times over the course of the season, 36 percent of his attempts...starting placekicker in one game, the win at N.C. State...scored six points in that game, he made one field goal in one attempt and was 3-5 on extra points...had seven points for the season...his only field goal attempt was made from 28 yards in Raleigh...a big reason Clemson was third in the ACC in kickoff coverage...had nine special teams tackles on kickoff coverage, not only a single-season record, but the career record; the previous career mark was seven by Mark Buchholz and the season record was just four.

2008: Red-shirted...enrolled in January.

Before Clemson: Enrolled at Clemson in January of 2008 following his high school graduation in December of 2007...#16 placekicker in the nation by [Rivals.com](#)...#25 prospect in South Carolina by [SuperPrep](#)...converted 22-37 field goals and 99-113 extra points in three seasons at Myrtle Beach High School, with a career-long of 49 yards...also a punter and wide receiver...had 410 receiving yards and four touchdowns as a senior...two-time all-region and all-state selection...two-time "Toast of the Coast" selection...[WPDE](#) All-Zone team selection...[WBTV](#) All-Blitz team member...Shrine Bowl selection...coached by Scott Earley...recruited by Dabo Swinney...chose Clemson over Duke, Georgia Tech, Notre Dame, South Carolina, and Virginia.

Personal: Two-time member of the ACC Academic Honor Roll...majoring in sociology...born Dec. 20, 1989.

Benton Career Stats

Year	G-S	11-29	30-39	40-49	50+	Tot	HB	LG	PAT	Pts
2009	14-1	1-1	0-0	0-0	0-0	1-1	0	28	4-7	7
2010	13-0	0-0	0-0	0-0	0-0	--	--	--	1-2	1
2011	10-0	0-0	0-0	0-0	0-0	--	--	--	0-0	0
Totals	37-1	1-1	0-0	0-0	0-0	1-1	0	28	5-9	8



TAJH BOYD

QB • 6-1 • 225 • *Jr. • 2VL
Hampton, VA
Phoebus HS

10

Emerged from a backup as a freshman in 2010 to one of the top quarterbacks in the Southeast in 2011...has a strong arm and good leadership qualities...is 331-562 passing for 4,157 yards and 37 touchdowns (most among active ACC players) against 15 interceptions in 1,136 snaps over 21 games (14 starts) in his career...has completed 58.9 percent of his passes and has a 137.4 pass efficiency rating...was 251 rushing yards and six rushing touchdowns in his career...has 4,408 total yards and is responsible for 43 touchdowns (most among active ACC players) in his career...first in school history in passing efficiency, third in interception avoidance (.0267), fourth in completion percentage, fourth in passing touchdowns, seventh in completions, eighth in passing yards, eighth in passing attempts, tied for eighth in touchdown responsibility, ninth in total offense, and 10th in passing yards per attempt (7.40)...has a 10-4 career record as a starter...one of 16 Heisman Trophy Watch List members in the preseason by [HeismanPundit.com](#)...preseason Maxwell Award Watch List member...#8 quarterback in the nation in the preseason by [Lindy's](#)...preseason first-team All-ACC and rated among the top-25 candidates for the Heisman Trophy by [Athlon](#)...preseason ACC MVP and first-team All-ACC by [Lindy's](#)...preseason second-team All-ACC by [Phil Steele](#).

2011: Honorable Mention All-American by [SI.com](#)...one of 16 semifinalists for the Davey O'Brien National Quarterback Award...one of 16 semifinalists for the Maxwell Award...added to the Manning Award Watch List in October...First-Team All-ACC selection...first-team All-ACC by [CBSsports.com](#), [ESPN.com](#), and [Phil Steele](#)...was 298-499 passing for 3,828 yards and 33 touchdowns against 12 interceptions in 997 snaps over 14 games (14 starts)...completed 59.7 percent of his passes and had a 141.2 pass efficiency rating...had 218 rushing yards and five rushing touchdowns...had 4,046 total yards and was responsible for a school-record 38 touchdowns...first in school history in passing yards, first in completions, first in passing attempts, first in passing touchdowns, first in total offense, first in snaps by a quarterback, second in passing yards per game (273.4), second in total offense per game (289.0), sixth in passing efficiency, and ninth in completion percentage...10th in the nation in passing yards, tied for 13th in points responsible for per game (16.9), 18th in total offense per game, and 20th in passing yards per game...first in the ACC in total offense per game, first in passing yards per game, and fourth in passing efficiency...had a streak of 142 consecutive passes without an interception from the Troy game on Sept. 3 to the Virginia Tech game on Oct. 1...was 20-30 passing for 264 yards and three touchdowns in his first career start against Troy on Sept. 3; he was also 14-18 passing for 199 yards and two touchdowns in the second half; named ACC Player-of-the-Week by [Rivals.com](#); named team offensive player-of-the-game...was 18-29 passing for 261 yards and three touchdowns against no interceptions against Wofford on Sept. 10; he added nine yards on 10 carries and a rushing touchdown...was 30-42 passing for 386 yards and four touchdowns against no interceptions against #19 Auburn on Sept. 17; he added 30 yards on seven carries and directed Clemson to 624 total yards; he set the Memorial Stadium record for passing yards in a game; named Manning Award Player-of-the-Week; named ACC Offensive Back-of-the-Week; received a Helmet Sticker on [ESPN](#) College Gameday Final; named team co-offensive player-of-the-game...was 22-35 passing for 344 yards and three touchdowns against no interceptions against #11 Florida State on Sept. 24; he added 19 rushing yards and a touchdown; named Manning Award Player-of-the-Week; named ACC player-of-the-week by [Rivals.com](#); named ACC Offensive Back-of-the-Week...directed Clemson to a 23-3 win at #10 Virginia Tech on Oct. 1 in his home state...was 16-26 passing for 283 yards and a touchdown along with 37 yards on six carries and a touchdown before leaving the game early in the third quarter with a hip injury against Boston College on Oct. 8...was 26-38 passing for 270 yards and four touchdowns along with 37 yards on 11 carries at Maryland on Oct. 15...was 27-46 passing for 367 yards and five touchdowns (to five different players) against no interceptions and added eight yards and a touchdown on 11 carries against North Carolina on Oct. 22; named Manning Award Player-of-the-Week; named ACC Offensive Back-of-the-Week; named team co-offensive player-of-the-game...was 23-40 passing for 295 yards and one touchdown at Georgia Tech on Oct. 29...was 27-43 passing for 343 yards and two touchdowns along with 27 yards on 11 carries against Wake Forest on Nov. 12...was 20-29 passing for 240 yards and three touchdowns against no interceptions along with 28 yards and a touchdown on 11 carries against #3 Virginia Tech in the ACC Championship game on Dec. 3; named ACC Championship Game MVP; named team co-offensive player-of-the-game...was 24-46 passing for 250 yards and two touchdowns along with 32 yards on 10 carries against #22 West Virginia in the Orange Bowl on Jan. 4.

2010: Future Impact Player Award (offense) winner...was 33-63 passing for 329 yards and four touchdowns against three interceptions in seven games for a total of 139 snaps...played six snaps against North Texas and played 34 snaps against Presbyterian College when he completed 4-9 passes for 87 yards and two touchdowns; he had 112 total yards, including 25 rushing yards...was 1-1 passing for 13 yards against Maryland...was 4-8 passing for 37 yards at Wake Forest...was 10-18 passing for 73 yards against #17 South Carolina...was 13-23 passing for 112 yards and two touchdowns against South Florida.

2009: Red-shirted.

Before Clemson: Consensus top-100 national player...#38 player in the nation by [Tom Lemming](#)...#59 player in the nation by [ESPN.com](#) and #51 player by [Rivals.com](#)...#46 player in the nation by [SuperPrep](#)...#87 player in the Top-100 Dream Team by [PrepStar](#)...#77 player in the nation and #9 player in the ACC by [Athlon](#)...#5 quarterback in the nation by [ESPN.com](#) and #4 quarterback in the nation by [Rivals.com](#)...#3 player in Virginia by [Rivals.com](#)...#6 player in Virginia by [SuperPrep](#)...#5 quarterback in the nation by [SuperPrep](#)...played in the U.S. Army All-American game, where he earned Co-MVP honors after completing 7-9 passes for 179 yards and three touchdowns...completed 57 percent of his passes for 1,455 yards and 23 touchdowns along with three rushing touchdowns as a senior...completed 69 percent of his passes for 2,050 yards and 25 touchdowns, and rushed for seven touchdowns as a junior...his high school team posted a 43-2 record with him as starting quarterback in his career...played his senior year with a torn ACL and had surgery in January; he still led his high school to the state championship...led Phoebus High to two state titles...coached by Bill Dee at Phoebus High School...recruited by Billy Napier and Danny Pearman...chose Clemson over Ohio State and Oregon.

Personal: His cousin, Darrell Roseman, was an offensive lineman at Auburn...majoring in sociology...born Sept. 25, 1990.

Boyd 2010 Game-By-Game Stats

Date	Opponent	Snaps	C-A-I	Yds	TD	Car	Yds	TD	PL	Tot
9-4	North Texas	6	1-4-0	7	0	0	0	0	4	7
9-11	Presbyterian College	34	4-9-1	87	2	6	25	1	15	112
9-18	at Auburn									DNP
10-2	Miami (FL)									DNP
10-9	at North Carolina									DNP
10-16	Maryland	8	1-1-0	13	0	1	7	0	2	20
10-23	Georgia Tech									DNP
10-30	at Boston College									DNP
11-6	N.C. State	5	0-0-0	0	0	2	5	0	2	5
11-13	at Florida State									DNP
11-20	at Wake Forest	23	4-8-1	37	0	3	13	0	11	50
11-27	South Carolina	29	10-18-0	73	0	8	-18	0	26	55
12-31	South Florida	34	13-23-1	112	2	3	1	0	26	113
Totals		139	33-63-3	329	4	23	33	1	86	362

Boyd 2011 Game-By-Game Stats

Date	Opponent	Snaps	C-A-I	Yds	TD	Car	Yds	TD	PL	Tot
9-3	Troy	*64	20-30-0	264	3	10	-3	0	40	261
9-10	Wofford	*71	18-29-0	261	3	10	9	1	39	270
9-17	Auburn	*90	30-42-0	386	4	7	30	0	49	416
9-24	Florida State	*86	22-35-0	344	3	16	19	1	51	363
10-1	at Virginia Tech	*68	13-32-1	204	1	10	28	0	42	232
10-8	Boston College	*52	16-26-0	283	1	6	37	1	32	320
10-15	at Maryland	*82	26-38-1	270	4	11	37	0	49	307
10-22	North Carolina	*77	27-46-0	367	5	11	8	1	57	375
10-29	at Georgia Tech	*67	23-40-2	295	1	8	-1	0	48	294
11-12	Wake Forest	*88	27-43-2	343	2	11	27	0	54	370
11-19	at N.C. State	*57	21-34-2	238	0	10	-10	0	44	228
11-26	at South Carolina	*59	11-29-1	83	1	11	-23	0	40	60
12-3	Virginia Tech	*67	20-29-0	240	3	11	28	1	40	268
1-4	West Virginia	*69	24-46-2	250	2	10	32	0	56	282
Totals		997	298-499-12	3828	33	142	218	5	641	4046


* - start

Boyd Career Stats

Year	G-S	Snaps	Passing								
			C-A-I	Yds	TD	LG	Pct	Y/A	Y/C	Y/G	Eff
2010	7-0	139	33-63-3	329	4	43	52.4	5.22	10.0	47.0	107.7
2011	14-14	997	298-499-12	3828	33	65	59.7	7.67	12.8	273.4	141.2
Totals	21-14	1136	331-562-15	4157	37	65	58.9	7.40	12.6	198.0	137.4

Rushing & Total Offense

Year	Car	Yds	Y/C	Rushing & Total Offense						
				Y/G	TD	LG	PL	Tot	TDR	Y/G
2010	23	33	1.4	4.7	1	10	86	362	5	51.7
2011	142	218	1.5	15.6	5	24	641	4046	38	289.0
Totals	165	251	1.5	12.0	6	24	727	4408	43	209.9



BASHAUD BREELAND

CB • 6-0 • 185 • *So. • 1VL
Allendale, SC
Allendale-Fairfax HS

17

Talented cornerback who was a backup and starter during the course of his freshman season in 2011...will compete for a starting spot at cornerback in 2012.



- OVERVIEW
- COACHES
- UNIVERSITY
- TRADITIONS
- PLAYERS
- REVIEW
- OPPONENTS
- RECORDS

VETERAN BIOS

2011: Had 53 tackles, one tackle for loss, two interceptions for 93 yards, and four pass breakups in 643 snaps over 14 games (seven starts)...had one tackle in 41 snaps in his first career game and start against Troy on Sept. 3...had a team-tying-high six tackles and a pass breakup in 34 snaps against #11 Florida State on Sept. 24... had three tackles in 24 snaps against Boston College on Oct. 8...had three tackles and his first career interception in 39 snaps at Maryland on Oct. 15; his one-handed interception in the third quarter came with Clemson down 35-17 and sparked the Tigers' rally to a 56-45 victory...had three tackles in 25 snaps against North Carolina on Oct. 22...had five tackles in 64 snaps at Georgia Tech on Oct. 29...had five tackles and a tackle for loss in 69 snaps against Wake Forest on Nov. 12...had three tackles and a pass breakup in 71 snaps at N.C. State on Nov. 19...had a team-high 11 tackles in 73 snaps at #13 South Carolina on Nov. 26...had three tackles, two pass breakups, and a 64-yard interception return in 74 snaps against #3 Virginia Tech in the ACC Championship game on Dec. 3...had seven tackles in 82 snaps against #22 West Virginia in the Orange Bowl on Jan. 4.

2010: Red-shirted...Scout Team (defense) Award winner.
Before Clemson: Rated as the #22 safety in the nation and #6 player in South Carolina by Scout.com...#55 athlete in the nation and #15 player in South Carolina by Rivals.com...#56 safety in the nation by ESPN.com...#15 player in South Carolina by SuperPrep... all-state selection by The State...led Allendale-Fairfax High School to a 10-2 record as a senior when he rushed for 1,270 yards and 15 touchdowns...against Bethune-Bowman High School, he had 113 rushing yards and two scores and added two interception returns for touchdowns...played quarterback and defensive back...All-Atlantic Region team member by PrepStars...Shrine Bowl member and Offense-Defense All-American Game member...#16 player in South Carolina by Charlotte Observer...attended the same high school that produced Clemson's all-time leading rusher (Raymond Priestler)... had 95 rushes for 789 yards and 12 touchdowns as a junior...had 76 tackles as a junior...starter on the basketball team and one of the top track performers in South Carolina...won the state title in the 400m hurdles as a sophomore and junior; he helped his team to the state title in track as a junior...coached by Wayne Farmer at Allendale-Fairfax High School...recruited by Chris Rumph...chose Clemson over Penn State, South Carolina, Tennessee, and Virginia Tech.

Personal: Majoring in community recreation, sport, & camp management...born Jan. 30, 1992.

Breeland 2011 Game-By-Game Stats

Date	Opponent	Snaps	Hit	Ast	Tot	TFL	Int	PBU	CF-RF
9-3	Troy	*41	1	0	1				
9-10	Wofford	27	0	0	0				
9-17	Auburn	16	0	1	1				
9-24	Florida State	34	6	0	6		1		
10-1	at Virginia Tech	4	2	0	2				
10-8	Boston College	24	1	2	3				
10-15	at Maryland	39	3	0	3		1-29		
10-22	North Carolina	25	2	1	3				
10-29	at Georgia Tech	*64	4	1	5				
11-12	Wake Forest	*69	5	0	5	1-1			
11-19	at N.C. State	*71	2	1	3		1		
11-26	at South Carolina	*73	7	4	11				
12-3	Virginia Tech	*74	3	0	3		1-64	2	
1-4	West Virginia	*82	6	1	7				
Totals		643	42	11	53	1-1	2-93	4	

* - start

Breeland Career Stats

Year	G-S	Snaps	Hit	Ast	Tot	TFL	Sacks	Int	QP	PBU	CF-RF
2011	14-7	643	42	11	53	1-1	0-0	2-93	0	4	0-0



XAVIER BREWER

DB • 5-11 • 190 • *Gr. • 3VL
 Jacksonville, FL
 Bartram Trail HS

Has cemented himself as a starter in the secondary...has the versatility to play any spot in the secondary... has 129 tackles, 8.5 tackles for loss, a sack, three interceptions for 61 yards, seven quarterback pressures, and 18 pass breakups in 1,539 snaps over 40 games (23 starts) in his career...has worn three different jersey numbers during his career (#37, #29, #9).

2011: Had 60 tackles, three tackles for loss, one interception, four quarterback pressures, and seven pass breakups in 771 snaps over 13 games (13 starts)...had seven tackles and a pass breakup against Troy on Sept. 3...had five tackles, a tackle for loss, and a crucial pass breakup in the third quarter against #19 Auburn on Sept. 17...had four tackles and an interception at #10 Virginia Tech on Oct. 1...had two tackles and two pass breakups in 52 snaps against North Carolina on Oct. 22...had 10 tackles in 71 snaps at Georgia Tech on Oct. 29...had six tackles in 69 snaps against Wake Forest on Nov. 12... had six tackles and a tackle for loss in 70 snaps at N.C. State on Nov.

19...had five tackles, a tackle for loss, and pass breakup in 61 snaps against #3 Virginia Tech in the ACC Championship game on Dec. 3...had seven tackles in 89 snaps against #22 West Virginia in the Orange Bowl on Jan. 4.

2010: Winner of the 12th Man Award (defense)... had 54 tackles, 5.5 tackles for loss, a sack, two interceptions, and eight pass breakups in 649 snaps over 13 games (10 starts)...his 10 total passes defended were second-most on the team... had nine tackles, a tackle for loss, and an interception at #15 Auburn...had six tackles and a 61-yard interception return for a touchdown against Maryland...had five tackles at Boston College... had three tackles against #23 N.C. State...had five tackles and a tackle for loss at Florida State...had five tackles and a sack against South Florida.

2009: Reserve cornerback played in all 14 games on special teams and 11 of the 14 games in the defensive backfield... played season-high 26 snaps against Middle Tennessee in the season opener and had a tackle and a pass breakup... played 24 snaps against Coastal Carolina and had season-high three tackles...had two tackles in 10 snaps against Florida State...had three passes broken up, one each against Middle Tennessee, Florida State and N.C. State...had one tackle in eight plays off the bench against Kentucky in the Music City Bowl.

2008: Red-shirted.

Before Clemson: Rated as the #65 player in the nation by ESPN.com...#7 cornerback in the nation by ESPN.com...played in the ESPN/Under Armour All-American game...#58 prospect in Florida by Rivals.com...#27 cornerback in the nation by Rivals.com...#13 cornerback in the nation by Scout.com...totaled five interceptions during his senior campaign after picking off six passes during his junior season...high school teammate of Kyle Parker...Florida Times-Union First-Team All-First Coast selection during his senior season...named to the Super 11 team in Florida by Florida Times-Union...coached by Darrell Sutherland...recruited by Dabo Swinney...chose Clemson over Florida, Georgia, Georgia Tech, Miami (FL), and Notre Dame.

Personal: His father played for the Denver Broncos and his brother, C.J., was a wide receiver for the San Francisco 49ers...graduated on May 11, 2012 with a degree in psychology...born Jan. 25, 1990.

Brewer 2009 Game-By-Game Stats

Date	Opponent	Snaps	Hit	Ast	Tot	TFL	Int	PBU
9-5	Middle Tennessee	26	1	0	1			1
9-10	at Georgia Tech	2	1	0	1			
9-19	Boston College	7	0	0	0			
9-26	TCU	3	0	1	1			
10-3	at Maryland	1	0	0	0			
10-17	Wake Forest	17	0	2	2			
10-24	at Miami (FL)	0	0	1	1			
10-31	Coastal Carolina	24	3	0	3			
11-7	Florida State	10	1	1	2		1	
11-14	at N.C. State	16	0	1	1		1	
11-21	Virginia	5	1	0	1			
11-28	at South Carolina	0	0	1	1			
12-5	Georgia Tech	0	0	0	0			
12-27	Kentucky	8	1	0	1			
Totals		119	8	7	15	0-0	0-0	3

Brewer 2010 Game-By-Game Stats

Date	Opponent	Snaps	Hit	Ast	Tot	TFL	Int	PBU
9-4	North Texas	*77	3	1	4			
9-11	Presbyterian College	*23	2	0	2	1-6		
9-18	at Auburn	*60	8	1	9	1-2	1-0	
10-2	Miami (FL)	36	2	0	2	0.5-1		1
10-9	at North Carolina	28	3	1	4			1
10-16	Maryland	*56	4	2	6		1-61	1
10-23	Georgia Tech	*64	2	0	2	1-7		
10-30	at Boston College	*49	2	3	5			1
11-6	N.C. State	*67	2	1	3		2	2
11-13	at Florida State	*58	4	1	5	1-8		1
11-20	at Wake Forest	*43	3	1	4			1
11-27	South Carolina	44	1	2	3			
12-31	South Florida	*44	4	1	5	1-3		
Totals		649	40	14	54	5.5-27	2-61	8

* - start; Note: Had a 61-yard interception return for a touchdown against Maryland; had a caused fumble at Florida State; had a sack against South Florida.



XAVIER BREWER

Brewer 2011 Game-By-Game Stats

Date	Opponent	Snaps	Hit	Ast	Tot	TFL	Int	PBU
9-3	Troy	*68	5	2	7			1
9-10	Wofford					DNP		
9-17	Auburn	*65	4	1	5	1-2		1
9-24	Florida State	*56	3	0	3			1
10-1	at Virginia Tech	*69	3	1	4		1-0	
10-8	Boston College	*55	1	0	1			1
10-15	at Maryland	*23	3	0	3			
10-22	North Carolina	*52	2	0	2			2
10-29	at Georgia Tech	*71	4	6	10			
11-12	Wake Forest	*69	5	1	6			
11-19	at N.C. State	*70	5	1	6	1-3		
11-26	at South Carolina	*23	1	0	1			
12-3	Virginia Tech	*61	3	2	5	1-1		1
1-4	West Virginia	*89	6	1	7			
Totals		771	45	15	60	3-6	1-0	7

* - start

Brewer Career Stats

Year	G-S	Snaps	Hit	Ast	Tot	TFL	Sacks	Int	QP	PBU	CF-RF
2009	14-0	119	8	7	15	0-0	0-0	0-0	1	3	0-0
2010	13-10	649	40	14	54	5.5-27	1-3	2-61	2	8	1-0
2011	13-13	771	45	15	60	3-6	0-0	1-0	4	7	0-0
Totals	40-23	1539	93	36	129	8.5-33	1-3	3-61	7	18	1-0



JARON BROWN

WR • 6-2 • 200 • *Gr. • 3VL
 Cheraw, SC
 Cheraw HS

Has been one of the team's most reliable and clutch receivers...physical receiver...has 66 receptions for 841 yards and eight touchdowns, 63 yards on five punt returns, and 308 yards on 15 kickoff returns in 37 games (22 starts) in his career...two-time Academic All-ACC selection.

2011: Academic All-ACC selection...had 31 receptions for 406 yards and four touchdowns along with 15 kickoff returns for 308 yards in 618 snaps over 14 games (12 starts)...had three receptions for 26 yards, including a seven-yard touchdown catch, against Troy on Sept. 3...had three receptions for 55 yards against Wofford on Sept. 10...had two receptions for 22 yards against #19 Auburn on Sept. 17...had three receptions for 56 yards and a 34-yard kickoff return for a team-high 90 all-purpose yards at #10 Virginia Tech on Oct. 1...had two receptions for 32 yards, including a three-yard touchdown catch, and a six-yard kickoff return against Boston College on Oct. 8...had four receptions for 35 yards and a touchdown along with 41 yards on two kickoff returns at Maryland on Oct. 15... had a 36-yard kickoff return against North Carolina on Oct. 22...had a team-high six receptions for a game-high 78 yards and a touchdown

VETERAN BIOS

that tied the score in the fourth quarter against Wake Forest on Nov. 12; named team offensive player-of-the-game...had one reception for 16 yards and 118 yards on six kickoff returns for a team-high 134 all-purpose yards at N.C. State on Nov. 19...had two receptions for 24 yards and 36 yards on two kickoff returns against #22 West Virginia in the Orange Bowl on Jan. 4.

2010: Academic All-ACC selection...Solid Rock Award winner among wide receivers...had 32 catches for 405 yards and three touchdowns, 63 yards on eight carries, and 52 yards on three punt returns in 535 snaps over 12 games (10 starts)...fourth on the team in receptions and second in receiving yards...led the team in yards per reception (12.7)...had at least one catch in all 12 games; he missed the N.C. State game due to an ankle injury suffered at Boston College...had four catches for 107 yards at North Carolina, including a 74-yard touchdown catch...had 52 yards on three punt returns and was named team special teams player-of-the-game by the coaches against Maryland...had three catches for 39 yards and two carries for 12 yards against Georgia Tech...had a 40-yard touchdown catch with 46 seconds left in the first half at Wake Forest; he had five catches for 93 yards in the game and was named team offensive player-of-the-game by the coaches...had four catches for 21 yards against South Florida.

2009: Played in 11 games at wide receiver, he had three catches for 30 yards...played four snaps against Kentucky in the Music City Bowl...had an 18-yard touchdown against Coastal Carolina when he played a season-high 27 snaps...participated in 26 plays against TCU, but did not have a catch...also had a six-yard catch at Maryland and a six-yard catch at South Carolina...had 2-11 punt returns against Coastal Carolina.

2008: Red-shirted.

Before Clemson: Led Cheraw High School to the state title game wins as a junior and senior...had 31 receptions for 516 yards and 16 touchdowns in his senior season when he was named all-state, all-area, and all-region...had 100 tackles and four interceptions as a safety during his senior season...Palmetto All-Star Back-of-the-Year...AA player-of-the-year by **High School Sports Report**...#57 athlete in the nation and #16 prospect in South Carolina according to **Rivals.com**...#56 wideout in the nation according to **Scout.com**...#5 prospect in South Carolina and #36 wideout in the nation according to **SuperPrep**...Shrine Bowl selection...coached by Johnny White...standout basketball player was named the team's top defensive player in his senior season...ran the 100m, 200m, and 4x100m as an all-region track performer...from the same high school and hometown as former Clemson All-America punter and NFL All-Pro punter Dale Hatcher (1981-84) and Terrance Ashe (2007-10)...recruited by Dabo Swinney...chose Clemson over Kentucky, Michigan, South Carolina, Tennessee, and West Virginia.

Personal: Winner of a 2009 Vickery Hall Award for his work in the classroom...three-time member of the ACC Academic Honor roll...graduated on Dec. 22, 2011 with a degree in management...born Jan. 8, 1990.

Date	Opponent	Snaps	Rec	Yds	Avg	TD	LG	PR
9-5	Middle Tennessee	13	0	0	---	0	---	---
9-10	at Georgia Tech	0	0	0	---	0	---	---
9-19	Boston College	21	0	0	---	0	---	---
9-26	TCU	26	0	0	---	0	---	---
10-3	at Maryland	8	1	6	6.0	0	6	---
10-17	Wake Forest	13	0	0	---	0	---	---
10-24	at Miami (FL)	0	0	0	---	0	---	---
10-31	Coastal Carolina	27	1	18	18.0	1	18	2-11
11-7	Florida State			DNP				
11-14	at N.C. State	3	0	0	---	0	---	---
11-21	Virginia			DNP				
11-28	at South Carolina	7	1	6	6.0	0	6	---
12-5	Georgia Tech			DNP				
12-27	Kentucky	4	0	0	---	0	---	---
Totals		122	3	30	10.0	1	18	2-11

Date	Opponent	Snaps	Rec	Yds	Avg	TD	LG	Rush	PR
9-4	North Texas	*16	2	14	7.0	0	12	1-18	
9-11	Presbyterian College	*17	1	8	8.0	1	8	1-23	
9-18	at Auburn	*53	1	4	4.0	0	4	1-6	
10-2	Miami (FL)	46	1	23	23.0	0	23	0-0	
10-9	at North Carolina	*59	4	107	26.8	1	74	0-0	
10-16	Maryland	*52	1	20	20.0	0	20	0-0	3-52
10-23	Georgia Tech	*50	3	39	13.0	0	17	2-12	
10-30	at Boston College	*40	3	15	5.0	0	7	1-1	
11-6	N.C. State			DNP					
11-13	at Florida State	*65	4	33	8.3	0	10	0-0	
11-20	at Wake Forest	34	5	93	18.6	1	40	1-4	
11-27	South Carolina	*49	3	28	9.3	0	16	0-0	
12-31	South Florida	*54	4	21	5.3	0	14	1-(-1)	
Totals		535	32	405	12.7	3	74	8-63	3-52

Date	Opponent	Snaps	Rec	Yds	Avg	TD	LG	KOR
9-3	Troy	*41	3	26	8.7	1	19	
9-10	Wofford	*36	3	55	18.3	0	23	
9-17	Auburn	*34	2	22	11.0	0	16	
9-24	Florida State	*59	1	13	13.0	0	13	
10-1	at Florida Tech	*39	3	56	18.7	0	27	1-34
10-8	Boston College	*41	2	32	16.0	1	29	1-6
10-15	at Maryland	*54	4	35	8.8	1	12	2-41
10-22	North Carolina	38	0	0	---	0	---	1-36
10-29	at Georgia Tech	*52	2	26	13.0	0	15	
11-12	Wake Forest	51	6	78	13.0	1	18	
11-19	at N.C. State	*44	1	16	16.0	0	16	6-118
11-26	at South Carolina	*49	1	6	6.0	0	6	1-20
12-3	Virginia Tech	*44	1	17	17.0	0	17	1-17
1-4	West Virginia	*36	2	24	12.0	0	15	2-36
Totals		618	31	406	13.1	4	29	15-308

Year	G-S	Snaps	Rec	Yds	Avg	TD	LG	Car	Yds	TD	PR	KOR
2009	11-0	122	3	30	10.0	1	18	0	0	2-11	0-0	
2010	12-10	535	32	405	12.7	3	74	8	63	3-52	0-0	
2011	14-12	618	31	406	13.1	4	29	0	0	0-0	15-308	
Totals	37-22	1275	66	841	12.7	8	74	8	63	5-63	15-308	



MARTAVIS BRYANT

WR • 6-5 • 205 • So. • 1VL
Calhoun Falls, SC
T.L. Hanna HS

2011: Had nine receptions for 221 yards and two touchdowns along with two kickoff returns for 45 yards in 195 snaps over 14 games (two starts)...averaged 24.6 yards per reception...had a 54-yard reception in his first career game against Troy on Sept. 3...had a 42-yard touchdown reception against Wofford on Sept. 10...had a 33-yard reception against #11 Florida State on Sept. 24...made his first career start at #10 Virginia Tech on Oct. 1...had a 16-yard reception at Maryland on Oct. 15...had two receptions for 54 yards, including a 29-yard touchdown catch, and a nine-yard kickoff return against North Carolina on Oct. 22...had a 36-yard kickoff return at #13 South Carolina on Nov. 26...had two receptions for 20 yards against #22 West Virginia in the Orange Bowl on Jan. 4.

Before Clemson: Rated as the #3 prep school player in the nation by **247Sports.com**...played at Hargrave Military Academy in 2010, when he was the top receiver for an offense that was quarterbacked by Doug Williams, Jr., the son of the former Super Bowl Champion...had five catches for 174 yards and two touchdowns in his first game, including touchdown catches from Williams that were 60 and 74 yards...coached by Troy Davis at Hargrave Military Academy...lettered multiple times at T.L. Hanna High School...among the top-100 players in the nation by all services...#43 player in the nation by **ESPN.com**...#61 player in the nation by **MaxPreps.com**...top-100 player by **MaxPreps.com**...#10 wide receiver in the nation by **Rivals.com**...#84 player in the nation by **Rivals.com**...#8 player in South Carolina by **Scout.com**...#57 player in the nation in the preseason by **SuperPrep**...#8 player in South Carolina by **SuperPrep**...#8 player in South Carolina by **Charlotte Observer**...played in the Shrine Bowl and U.S. Army All-American game...first-team all-state by **The State**...had 70 receptions for 722 yards and 11 touchdowns as a senior...had 47 catches for 803 yards, eight kickoff returns for 208 yards, and eight punt returns for 107 yards as a sophomore...had 44 catches for 776 yards and six touchdowns as a junior...had 13 kickoff returns for 348 yards and a touchdown as a junior...coached by Kenya Fouch at T.L. Hanna High...recruited by Brad Scott.

Personal: Majoring in community recreation, sport, & camp management...born Dec. 20, 1991.

Date	Opponent	Snaps	Rec	Yds	Avg	TD	LG	Rush	KOR
9-3	Troy	12	1	54	54.0	0	54	0-0	
9-10	Wofford	5	1	42	42.0	1	42	0-0	
9-17	Auburn	1	0	0	---	0	---	0-0	
9-24	Florida State	22	1	33	33.0	0	33	0-0	
10-1	at Virginia Tech	*20	0	0	---	0	---	0-0	
10-8	Boston College	20	0	0	---	0	---	0-0	
10-15	at Maryland	*11	1	16	16.0	0	16	0-0	
10-22	North Carolina	36	2	54	27.0	1	29	0-0	1-9
10-29	at Georgia Tech	12	0	0	---	0	---	0-0	
11-12	Wake Forest	16	0	0	---	0	---	0-0	
11-19	at N.C. State	5	0	0	---	0	---	0-0	
11-26	at South Carolina	8	0	0	---	0	---	0-0	1-36
12-3	Virginia Tech	15	1	2	2.0	0	2	0-0	
1-4	West Virginia	12	2	20	10.0	0	14	0-0	
Totals		195	9	221	24.6	2	54	0-0	2-45

Year	G-S	Snaps	Rec	Yds	Avg	TD	LG	Car	Yds	TD	KOR
2011	14-2	195	9	221	24.6	2	54	0	0	0	2-45



RODERICK BYERS

DE • 6-3 • 275 • *Fr. • RS
Rock Hill, SC
Northwestern HS

2011: Red-shirted. Red-shirt freshman who will compete for playing time on the defensive line in 2012.

Before Clemson: Led Northwestern High to a perfect season and the state title as a senior...had 98 tackles, 15 tackles for loss, seven sacks, seven pass breakups, and two caused fumbles as a senior...#31 defensive end in the nation by **ESPN.com**...#49 defensive end in the nation and #23 player in South Carolina by **Rivals.com**...coached by Jimmy Wallace at Northwestern High...recruited by Jeff Scott.

Personal: Majoring in sociology...born Jan. 14, 1993.

JARON BROWN





- OVERVIEW
- COACHES
- UNIVERSITY
- TRADITIONS
- PLAYERS
- REVIEW
- OPPONENTS
- RECORDS

VETERAN BIOS



CHANDLER CATANZARO

PK • 6-2 • 200 • *Jr. • 2VL
Greenville, SC
Christ Church Episcopal School

39

Original walk-on who became Clemson's starting placekicker as a freshman...is 36-49 (73.5 percent) on field goals and 86-87 on extra points for

194 points in 27 games (26 starts) in his career...seventh in school history in extra points made, eighth in field goals, and ninth in kick scoring...is 15-21 (a school-record 71.4 percent) on field goals of 40+ yards in his career...has scored at least one point in every game in his career...preseason **CFPA** Placekicker Watch List member...preseason second-team All-ACC by **Athlon** and **Phil Steele**...preseason third-team All-ACC by **Lindy's**.

2011: One of 20 semifinalists for the Lou Groza Award...Second-Team All-ACC selection...second-team All-ACC by **Phil Steele**...Academic All-ACC selection...was 22-27 (81.5 percent) on field goals and 52-53 on extra points for a team-high 118 points...was 9-12 (75.0 percent) on field goals of 40+ yards...made his last eight field goals...first in school history in extra points made, first in extra points attempted, first in kick scoring, second in scoring, tied for third in field goals made, and 10th in field goals attempted...15th in the nation in field goals per game (1.57)...second in the ACC in points per game (8.4), second in points (kick) per game (8.4), second in field goals per game, and tied for second in field goal percentage...was 3-3 on field goals and scored 13 points against Troy on Sept. 3; his makes were from 46, 46, and 45, as he tied a school record with three field goals of 45+ yards; named team special teams player-of-the-game...made his only field-goal attempt (38-yarder) and was 5-5 on extra points against #19 Auburn on Sept. 17...made his only field-goal attempt (31-yarder) of the season at #10 Virginia Tech on Oct. 1...was 5-5 on field goals and scored 18 points against Boston College on Oct. 8; his makes were from 38, 42, 18, 20, and 47 yards; named national placekicker-of-the-week by **CFPA**; one of three winners of the Lou Groza Star-of-the-Week Award; named ACC Specialist-of-the-Week; named team special teams player-of-the-game; received the Leather Helmet Award as the game MVP...was 2-2 on field goals and scored 12 points at Maryland on Oct. 15; named team co-offensive player-of-the-game...made one field goal and was 8-8 on extra points against North Carolina on Oct. 22...kicked a 43-yard field goal as time expired to give Clemson a 31-28 win against Wake Forest on Nov. 12; it was Clemson's first game-winning field goal on the last play of a game in Death Valley...was 2-2 on field goals at N.C. State on Nov. 19...was 2-2 on field goals at #13 South Carolina on Nov. 26...was 2-2 on field goals against #22 West Virginia in the Orange Bowl on Jan. 4; his makes were from 42 and 43 yards.

2010: Starting placekicker as a freshman, the first Clemson freshman to hold that role since Aaron Hunt in the 2000 season...made 14-22 field goals, the most made field goals by a Clemson freshman since the 1991 season...his 14 made field goals were third-most in Clemson history by a freshman; only Welch's 19 field goals in 1991 and Chris Gardocki's 19 field goals in 1988 were more...was 34-34 of extra points and totaled a team-high 76 points...made 6-9 field goals from 40+ yards...made six of his last seven field-goal attempts; he made his last field goal at Florida State, a 29-yarder with 53 seconds, then was 3-3 at Wake Forest, with makes of 43, 22, and 32 yards...named team special teams player-of-the-game by the coaches against Wake Forest...his first four made field goals as a Tiger were all from 40+ yards...kicked a 47-yard field goal against Presbyterian College and a 42-yard field goal at #15 Auburn...kicked a 48-yard field goal at North Carolina...was 2-3 on field goals against South Florida, including a 44-yard field goal...won the Strength Training Award in the spring for kickers and long snappers.

2009: Red-shirted.

Before Clemson: Attended Christ Church Episcopal School...lettered in football as a junior and senior...named first-team All-Greenville County as a senior...played in the North-South All-Star game in Myrtle Beach...named to SFCFA Palmetto Champions All-Star team after his senior season...special teams player-of-the-year for class A...made 10-16 field goals during his senior season, but had just one miss inside 52 yards; he made a pair of 51-yard field goals that season, establishing a school record...made 47-48 extra points and had 41 touchbacks on kickoffs...had a 41-yard average as a punter...as a junior, he made 11-13 field goals, with a long of 43 yards...all-region kicker in his junior season...Class A All-State placekicker as a junior by **High School Sports Report**...led the team in scoring with 62 points as a junior and was named team special teams MVP...also lettered in tennis during his freshman season; he played on the state championship team and won the deciding match...played on two state championship soccer squads...lettered in basketball as a sophomore and junior and led team in scoring as a sophomore...team captain as a senior...all-region selection as a junior.

Personal: Two-time member of the ACC Academic Honor Roll...majoring in biological sciences...born Feb. 26, 1991.

Date	Opponent	FG-FGA	Distances	PAT	Points
9-4	North Texas	*0-0	----	5-5	5
9-11	Presbyterian College	*1-1	47	6-6	9
9-18	at Auburn	*1-2	42, 32	3-3	6
10-2	Miami (FL)	*0-0	----	3-3	3
10-9	at North Carolina	*1-2	48, 42	1-1	4
10-16	Maryland	*1-1	42	4-4	7
10-23	Georgia Tech	*2-3	29, 38, 21	3-3	9
10-30	at Boston College	*1-3	31, 44, 36	1-1	4
11-6	N.C. State	0-0	----	1-1	1
11-13	at Florida State	*2-4	34, 22, 38, 29	1-1	7
11-20	at Wake Forest	*3-3	43, 22, 32	3-3	12
11-27	South Carolina	*0-0	----	1-1	1
12-31	South Florida	*2-3	46, 27, 44	2-2	8
Totals		14-22	----	34-34	76

* - start; Note: Underlined distance indicates made field goal.

Date	Opponent	FG-FGA	Distances	PAT	Points
9-3	Troy	*3-3	46, 46, 45	4-5	13
9-10	Wofford	*0-1	43	3-3	3
9-17	Auburn	*1-1	38	5-5	8
9-24	Florida State	*0-1	35	5-5	5
10-1	at Virginia Tech	*1-1	31	2-2	5
10-8	Boston College	*5-5	38, 42, 18, 20, 47	3-3	18
10-15	at Maryland	*2-2	18, 23	6-6	12
10-22	North Carolina	*1-2	39, 46	8-8	11
10-29	at Georgia Tech	*1-2	34, 40	2-2	5
11-12	Wake Forest	*1-2	30, 43	4-4	7
11-19	at N.C. State	*2-2	24, 32	1-1	7
11-26	at South Carolina	*2-2	32, 40	1-1	7
12-3	Virginia Tech	*1-1	20	5-5	8
1-4	West Virginia	*2-2	42, 43	3-3	9
Totals		22-27	----	52-53	118

* - start; Note: Underlined distance indicates made field goal.

Year	G-S	11-29	30-39	40-49	50+	Tot	HB	LG	PAT	Pts
2010	13-12	5-6	3-7	6-9	0-0	14-22	1	48	34-34	76
2011	14-14	6-6	7-9	9-12	0-0	22-27	0	47	52-53	118
Totals	27-26	11-12	10-16	15-21	0-0	36-49	1	48	86-87	194



QUANDON CHRISTIAN

LB • 6-2 • 220 • *Jr. • 2VL
Lake View, SC
Lake View HS

34

Quick, tall, and rangy linebacker who was the primary starter at strongside linebacker as a sophomore during the 2011 season...will compete for a starting linebacker spot in the 2012 season...one of the most athletic players on the 2012 team...has registered 62 tackles, three tackles for loss, one interception for four yards, four quarterback pressures, and two pass breakups in 789 snaps over 27 games (14 starts) in his career.

2011: Had 36 tackles, 1.5 tackles for loss, one interception for four yards, and three quarterback pressures in 411 snaps over 14 games (seven starts)...had three tackles and a tackle for loss against Troy on Sept. 3...registered eight tackles in 50 snaps against Wofford on Sept. 10...had two tackles and his first career interception (four-yard return) in 14 snaps against #11 Florida State on Sept. 24...totaled four tackles and a half tackle for loss in 20 snaps at #10 Virginia Tech on Oct. 1...registered six tackles in 39 snaps at Maryland on Oct. 15.

2010: First-team freshman All-ACC by **Rivals.com**...Rookie-of-the-Year Award (defense) winner by the coaches...had 24 tackles, 1.5 tackles for loss, and a pass breakup in 378 snaps over 13 games (seven starts)...played 38 snaps in his first start against #16 Miami (FL)...had five tackles in 49 snaps as a starter at North Carolina...had four first hits in 54 snaps as a starter against Georgia Tech...had three tackles in 37 snaps as a starter at Florida State...had four tackles in 58 snaps at Wake Forest.

2009: Red-shirted.

Before Clemson: Rated as the #22 outside linebacker in the nation according to **ESPN.com**...#51 outside linebacker in the nation by **Rivals.com**...#24 player in South Carolina according to **Rivals.com**...#19 strongside linebacker in the nation by **Scout.com**...#23 player in South Carolina by **SuperPrep**...All-Atlantic Region selection according to **PrepStar**...rushed for 1,368 yards and 23 touchdowns during his senior season...had 89 tackles and eight sacks as a senior...all-region in basketball and lettered in baseball...coached by Darrel King at Lake View High School...recruited by Dabo Swinney and David Blackwell...chose Clemson over N.C. State and South Carolina.

Personal: Majoring in sociology...born Feb. 2, 1991.

Date	Opponent	Snaps	Hit	Ast	Tot	TFL	Sacks	Int
9-4	North Texas	8	3	0	3	1-1		
9-11	Presbyterian College	5	0	0	0			
9-18	at Auburn	7	0	0	0			
10-2	Miami (FL)	*38	1	0	1			
10-9	at North Carolina	*49	4	1	5			
10-16	Maryland	30	1	0	1			
10-23	Georgia Tech	*54	4	0	4			
10-30	at Boston College	*37	1	0	1			
11-6	N.C. State	15	2	0	2			
11-13	at Florida State	*37	3	0	3	0.5-0		
11-20	at Wake Forest	*58	3	1	4			
11-27	South Carolina	*16	0	0	0			
12-31	South Florida	24	0	0	0			
Totals		378	22	2	24	1.5-1	0-0	0-0

* - start; Note: Had a caused fumble at Florida State.

Date	Opponent	Snaps	Hit	Ast	Tot	TFL	Sacks	Int
9-3	Troy	*40	3	0	3	1-2		
9-10	Wofford	*50	6	2	8			
9-17	Auburn	*36	1	0	1			
9-24	Florida State	*14	2	0	2			1-4
10-1	at Virginia Tech	20	2	2	4	0.5-0		
10-8	Boston College	12	2	0	2			
10-15	at Maryland	39	5	1	6			
10-22	North Carolina	*18	0	0	0			
10-29	at Georgia Tech	*62	4	0	4			
11-12	Wake Forest	*13	0	0	0			
11-19	at N.C. State	30	1	1	2			
11-26	at South Carolina	43	0	1	1			
12-3	Virginia Tech	25	1	0	1			
1-4	West Virginia	9	2	0	2			
Totals		411	29	7	36	1.5-2	0-0	1-4

* - start

Year	G-S	Snaps	Hit	Ast	Tot	TFL	Sacks	Int	QB	PBU	CF-RF
2010	13-7	378	22	2	24	1.5-1	0-0	0-0	1	1	1-0
2011	14-7	411	29	7	36	1.5-2	0-0	1-4	3	1	0-0
Totals	27-14	789	51	9	60	3-3	0-0	1-4	4	2	1-0



SAM COOPER

TE • 6-4 • 240 • *So. • 1VL
Brentwood, TN
The Ensworth School

86

Third-string tight end during most of his freshman season...will compete for the starting spot at tight end in 2012...has been used as an extra tight end in goal-line situations...one of three Tigers from the state of Tennessee.

2011: Had one reception for 18 yards in 54 snaps over 14 games...played six snaps in his first career game against Troy on Sept. 3...had his first career reception (18 yards) at Maryland on Oct. 15.

2010: Red-shirted.

Before Clemson: First-team All-Southern selection according to **Orlando Sentinel**...#53 tight end in the nation according to **Scout.com**...All-Southeast Region pick according to **PrepStars**...#14 player in Tennessee according to **SuperPrep**...coached by Ricky Bowers at The Ensworth School...recruited by Dan Brooks...chose Clemson over Duke.

Personal: Member of the ACC Academic Honor Roll in 2010-11...majoring in management...born May 31, 1991.

Date	Opponent	Snaps	Rec	Yds	Avg	TD	LG
9-3	Troy	6	0	0	---	0	---
9-10	Wofford	4	0	0	---	0	---
9-17	Auburn	4	0	0	---	0	---
9-24	Florida State	4	0	0	---	0	---
10-1	at Virginia Tech	1	0	0	---	0	---
10-8	Boston College	10	0	0	---	0	---
10-15	at Maryland	3	1	18	18.0	0	18
10-22	North Carolina	10	0	0	---	0	---
10-29	at Georgia Tech	2	0	0	---	0	---
11-12	Wake Forest	3	0	0	---	0	---
11-19	at N.C. State	0	0	0	---	0	---
11-26	at South Carolina	0	0	0	---	0	---
12-3	Virginia Tech	5	0	0	---	0	---
1-4	West Virginia	2	0	0	---	0	---
Totals		54	1	18	18.0	0	18

Year	G-S	Snaps	Rec	Yds	Avg	TD	LG
2011	14-0	54	1	18	18.0	0	18



- OVERVIEW
- COACHES
- UNIVERSITY
- TRADITIONS
- PLAYERS
- REVIEW
- OPPONENTS
- RECORDS

VETERAN BIOS



COREY CRAWFORD

DE • 6-5 • 280 • So. • 1VL
Columbus, GA
G.W. Carver HS

93

Served as Andre Branch's backup at Bandit end during most of the 2011 season...slated to step in as a starter in 2012...has the ability to add to the long line of outstanding defensive ends at Clemson.

2011: Had 29 tackles, two tackles for loss, three quarterback pressures, and two pass breakups in 252 snaps over 14 games...had one tackle in 21 snaps in his first career game against Troy on Sept. 3...had five tackles and a tackle for loss in 19 snaps against Wofford on Sept. 10...had three tackles in 13 snaps against Boston College on Oct. 8...had one tackle, two pass breakups, and two quarterback pressures in 27 snaps against North Carolina on Oct. 22...had four tackles in 21 snaps at N.C. State on Nov. 19...had three tackles and a tackle for loss in 19 snaps at #13 South Carolina on Nov. 26...had four tackles in 33 snaps against #3 Virginia Tech in the ACC Championship game on Dec. 3...had four tackles in 32 snaps against #22 West Virginia in the Orange Bowl on Jan. 4...enrolled in January.

Before Clemson: Rated as the #1 prep school player in the nation by [247Sports.com](#)...played at Hargrave Military Academy in 2010...had four sacks in two games against Fork Union along with an interception and a touchdown off a blocked punt to highlight his season for the undefeated team at Hargrave Military Academy...coached by Troy Davis at Hargrave Military Academy...played in the Offense-Defense All-American Bowl in Myrtle Beach, SC after his senior season at G.W. Carver High School...**Atlanta Journal-Constitution** Defensive Player-of-the-Year...#20 defensive end in the nation and #30 player in Georgia by [Rivals.com](#)...#18 defensive end in the nation and #9 player in Georgia by [Scout.com](#)...#40 defensive end in the nation by [ESPN.com](#)...first-team AAA all-state by Georgia Sportswriters Association...first-team all-region selection...had 87 tackles, 16 sacks, two recovered fumbles, two interceptions, and two returns for touchdowns as a senior...had 72 tackles and seven sacks as a junior...All-Southeast Region member by **PrepStars**...coached by Dell McGee at G.W. Carver High...recruited by Charlie Harbison.

Personal: Majoring in community recreation, sport, & camp management...born Dec. 1, 1991.

Crawford 2011 Game-By-Game Stats

Date	Opponent	Snaps	Hit	Ast	Tot	TFL	Sacks	QP
9-3	Troy	21	0	1	1			
9-10	Wofford	19	2	3	5	1-2		
9-17	Auburn	13	1	0	1			
9-24	Florida State	12	0	0	0			
10-1	at Virginia Tech	12	0	0	0			
10-8	Boston College	13	2	1	3			
10-15	at Maryland	15	0	2	2			1
10-22	North Carolina	27	1	0	1			2
10-29	at Georgia Tech	9	0	1	1			
11-12	Wake Forest	6	0	0	0			
11-19	at N.C. State	21	4	0	4			
11-26	at South Carolina	19	2	1	3	1-2		
12-3	Virginia Tech	33	3	1	4			
1-4	West Virginia	32	2	2	4			
Totals		252	17	12	29	2-4	0-0	3

Crawford Career Stats

Year	G-S	Snaps	Hit	Ast	Tot	TFL	Sacks	Int	QP	PBU	CF-RF
2011	14-0	252	17	12	29	2-4	0-0	0-0	3	2	0-0



CORTEZ DAVIS

CB • 6-3 • 195 • *Fr. • SR
Daytona Beach, FL
Mainland HS

29

Red-shirt freshman who has the height (6'3") to make an impact at cornerback in 2012.

2011: Red-shirted.

Before Clemson: Rated as the #43 player and #3 safety in the nation by [MaxPreps.com](#)...#14 defensive back in the nation by [Rivals.com](#)...#12 safety in the nation by [ESPN.com](#)...played offense as a wide receiver for most of his senior season; he had 58 catches for 878 yards and 11 scores at Mainland High School...had 40 tackles, two interceptions, and eight pass breakups as a senior...had 33 tackles and three passing touchdowns as a junior...played both ways as a junior and senior...first-team all-county on defense as a sophomore...first-team all-county, first-team all-district, and second-team all-state as a junior...first-team all-county as a defensive back and wide receiver as a

senior...third-team all-state as a defensive back as a senior...first-team all-region and all-district as a senior...selected to play in the Under-19 U.S. vs. The World game...coached by Scott Wilson at Mainland High...recruited by Charlie Harbison.

Personal: Majoring in sociology...born Aug. 18, 1991.



KALON DAVIS

OG • 6-5 • 335 • *So. • 1VL
Chester, SC
Chester Senior HS

67

Powerful offensive guard who will compete for a starting spot in 2012...played soccer in high school and continues to play in an intramural league at Clemson to help with his footwork.

2011: Played 49 snaps over 12 games, including seven games on offensive plays...played four snaps in his first career game against Troy on Sept. 3...played one snap against Boston College on Oct. 8...played seven snaps against North Carolina on Oct. 22...graded 92 percent in 12 snaps at N.C. State on Nov. 19...played four snaps at #13 South Carolina on Nov. 26...played seven snaps against #3 Virginia Tech in the ACC Championship game on Dec. 3...played 14 snaps against #22 West Virginia in the Orange Bowl on Jan. 4.

2010: Red-shirted...enrolled in January.

Before Clemson: Rated as the #34 offensive guard in the nation and #27 player in South Carolina by [Rivals.com](#)...#46 offensive guard in the nation and #28 player in South Carolina by [Scout.com](#)...#30 offensive tackle in the nation by [ESPN.com](#)...#22 player in South Carolina by [SuperPrep](#)...first-team all-state by **The State** and **High School Sports Report**...#21 player in South Carolina by **Charlotte Observer**...coached by Maurice Flowers at Chester Senior High School...recruited by Jeff Scott...chose Clemson over N.C. State, Penn State, Vanderbilt, and Wake Forest.

Personal: Majoring in modern languages...born Sept. 25, 1991.



ANDRE ELLINGTON

RB • 5-10 • 190 • *Sr. • 3VL
Moncks Corner, SC
Berkeley HS

23

Has 2,355 rushing yards (most among active players in

the ACC and 785 more than the next closest ACC player (Perry Jones of Virginia)) on 409 carries and 25 touchdowns (most among active ACC players), 45 receptions for 273 yards and one touchdown, and 464 yards on 18 kickoff returns and one touchdown in 1,202 snaps over 36 games (20 starts) in his career...10th in school history in rushing yards and tied for 10th in rushing touchdowns...reached 1,000 career rushing yards in 151 carries, the second-fewest carries needed to reach 1,000 yards in Clemson history...has a 5.8-yard-per-carry figure in his career...has nine career 100-yard rushing games (most among active ACC players)...has 26 career touchdowns...has 3,095 all-purpose yards in his career...preseason Maxwell Award Watch List member...preseason **CFPA** All-Purpose Watch List member...#10 running back in the nation in the preseason by **Lindy's**...preseason first-team All-ACC by **Athlon**, **Lindy's**, and **Phil Steele**.

2011: Second-Team All-ACC selection...second-team All-ACC by **Phil Steele**...had 1,178 yards (eighth-most in school history) on 223 carries and 11 touchdowns, 22 receptions for 109 yards, and five kickoff returns for 131 yards for 1,418 all-purpose yards (tied for 10th-most in school history) in 754 snaps over 13 games

(13 starts)...his 90.6 rushing yards per game were 10th-most in school history...fourth in the ACC in rushing yards per game, sixth in points (touchdowns) per game (5.1), and ninth in all-purpose yards per game (109.1)...had five 100-yard rushing games...had 89 yards on 18 carries, three receptions for seven yards, and a 22-yard kickoff return against Troy on Sept. 3...had 165 yards on 22 carries and a touchdown along with two receptions for 12 yards against Wofford on Sept. 10; named team offensive player-of-the-game...had 46 yards on 14 carries and a touchdown, a one-yard reception, and a 16-yard kickoff return against #19 Auburn on Sept. 17...had 71 yards on 23 carries and a touchdown along with two receptions for seven yards against #11 Florida State on Sept. 24...had 40 yards on 16 carries and a touchdown along with two receptions for 20 yards at #10 Virginia Tech on Oct. 1...had a game-high 117 yards on 22 carries and a touchdown along with a six-yard reception against Boston College on Oct. 8...had a game-high 212 yards on 24 carries and two touchdowns at Maryland on Oct. 15; named ACC Offensive Back-of-the-Week; named team co-offensive player-of-the-game...suffered an ankle injury against North Carolina on Oct. 22 and missed the Georgia Tech game on Oct. 29...had 98 yards on 25 carries and two touchdowns along with three receptions for 42 yards against Wake Forest on Nov. 12...had 66 yards on 13 carries, two receptions for five yards, and 93 yards on three kickoff returns for a game-high 164 all-purpose yards at #13 South Carolina on Nov. 26; named team offensive player-of-the-game...had 125 yards and a touchdown on 20 carries and two receptions against #3 Virginia Tech in the ACC Championship game on Dec. 3; named team co-offensive player-of-the-game...had 116 yards on 10 carries, including a 68-yard touchdown run, against #22 West Virginia in the Orange Bowl on Jan. 4.

2010: Second-team All-ACC by [Rivals.com](#)...third-team All-ACC by **Phil Steele**...had 686 yards on 118 carries and 10 touchdowns, 12 catches for 109 yards and a touchdown, and 238 yards on seven kickoff returns and a touchdown in 262 snaps over nine games (six starts)...had four 100-yard rushing games...tied for third in the ACC in touchdowns (12) even though he really only played less than eight games...averaged 114.8 all-purpose yards per game...if he had played enough games to qualify, he would have been third in the ACC in rushing yards per game (76.2)...averaged 34.0 yards per kickoff return, but he did not have enough returns to qualify for the ACC leaders in that category...team offensive player-of-the-game three times (Auburn, Miami (FL), Georgia Tech)...had 122 rushing yards against North Texas...had 140 yards on 22 carries and four catches for 48 yards at #15 Auburn...had 107 rushing yards, including a 60-yard touchdown run, against #16 Miami (FL)...had an 87-yard kickoff return for a touchdown against Maryland to earn ACC Specialist-of-the-Week honors; he also earned **CFPA** National Kick Returner-of-the-Week honors...had 166 yards on 20 carries and 257 all-purpose yards against Georgia Tech to earn ACC Offensive Back-of-the-Week honors...suffered a toe injury while trying to make a catch at Boston College; he missed three games then tried to come back for the South Carolina game, when he had just one carry.



ANDRE ELLINGTON



- OVERVIEW
- COACHES
- UNIVERSITY
- TRADITIONS
- PLAYERS
- REVIEW
- OPPONENTS
- RECORDS

VETERAN BIOS

2009: Had a big day against Florida State in Clemson's important victory in November that went a long way to helping the Tigers win the ACC Atlantic Division Championship; he had 54 yards on six carries and scored a touchdown...saw a lot of second-half action when Spiller was out with an injury...Clemson's offensive player-of-the-game by the Tiger coaching staff against Coastal Carolina...averaged over six yards per carry in seven games...had 72 yards on nine carries against Middle Tennessee...had 45 yards on nine carries against Boston College...had 88 yards on six carries against Coastal Carolina...had 63 yards on five carries in the ACC Championship game against Georgia Tech...had 20 yards on four carries and a touchdown against Kentucky...had touchdowns against Coastal Carolina, Florida State, Virginia, and Georgia Tech...had six kickoff returns for 95 yards...capable receiver who had 11 catches to tie for fifth-most on the team...had three receptions for 25 yards and 30 more yards on kickoff returns to contribute to Clemson's overtime victory at Miami (FL)...had 546 yards from scrimmage for the year on 79 touches.

2008: Red-shirted.
Before Clemson: Rated as the #44 prospect in the nation by ESPN.com...played in the ESPN/Under Armour All-American game...#6 running back in the nation by ESPN.com...#172 prospect in the nation by Rivals.com...#8 player in South Carolina and #5 all-purpose back in the nation by Rivals.com...#24 running back in the nation by Scout.com...#10 player in South Carolina and #27 running back in the nation by SuperPrep...Shrine Bowl selection...consensus all-state pick...had 1,822 rushing yards and 24 touchdowns as a senior; he added four other touchdowns (two receiving, two kickoff return)...had 2,519 all-purpose yards as a senior...coached by Jerry Brown...recruited by David Blackwell...chose Clemson over Florida, Georgia, Kentucky, Maryland, North Carolina, South Carolina, and Tennessee.

Personal: His cousin, Bruce Ellington, is a starting guard on South Carolina's basketball squad and also plays football for the Gamecocks...winner of the 2010 Vickery Hall Award for his work in the classroom...majoring in community recreation, sport, & camp management...born Feb. 3, 1989.

Ellington 2009 Game-By-Game Stats

Date	Opponent	Snaps	Car	Yds	Avg	TD	Rec	Yds	PR	KOR
9-5	Middle Tennessee	24	9	72	8.0	0	0	0	0	0
9-10	at Georgia Tech	6	3	21	7.0	0	0	0	0	1-17
9-19	Boston College	16	9	45	5.0	0	1	8		
9-26	TCU	4	0	0	---	0	1	3		
10-3	at Maryland	10	4	9	2.3	0	2	1	1-3	1-10
10-17	Wake Forest	11	2	34	17.0	0	0	0		
10-24	at Miami (FL)	15	6	12	2.0	0	3	25		2-30
10-31	Coastal Carolina	13	6	88	14.7	1	1	5		
11-7	Florida State	*19	6	54	9.0	1	1	6		
11-14	at N.C. State	16	7	31	4.4	0	0	0		
11-21	Virginia	16	5	29	5.8	1	0	0		
11-28	at South Carolina	12	2	13	6.5	0	2	7		1-18
12-5	Georgia Tech	13	5	63	12.6	1	0	0		1-20
12-27	Kentucky	11	4	20	5.0	0	0	0		
Totals		186	68	491	7.2	4	11	55	1-3	6-95

* - start

Ellington 2010 Game-By-Game Stats

Date	Opponent	Snaps	Car	Yds	Avg	TD	Rec	Yds	TD	KOR
9-4	North Texas	*23	12	122	10.2	2	1	3	0	
9-11	Presbyterian College	6	3	11	3.7	1	0	0	0	
9-18	at Auburn	*41	22	140	6.4	1	4	48	0	
10-2	Miami (FL)	42	17	107	6.3	3	3	39	0	
10-9	at North Carolina	*35	12	55	4.6	0	1	-2	0	
10-16	Maryland	*38	16	41	2.6	1	0	0	2	12-22
10-23	Georgia Tech	*40	20	166	8.3	2	2	12	1	3-79
10-30	at Boston College	*34	15	44	2.9	0	1	9	0	2-37
11-6	N.C. State									DNP
11-13	at Florida State									DNP
11-20	at Wake Forest									DNP
11-27	South Carolina	3	1	0	0.0	0	0	0	0	
12-31	South Florida									DNP
Totals		262	118	686	5.8	10	12	109	1	7-238

* - start; Note: Had an 87-yard kickoff return for a touchdown against Maryland.

Ellington 2011 Game-By-Game Stats

Date	Opponent	Snaps	Car	Yds	Avg	TD	Rec	Yds	TD	KOR
9-3	Troy	*58	18	89	4.9	0	3	7	0	1-22
9-10	Wofford	*62	22	165	7.5	1	2	12	0	
9-17	Auburn	*47	14	46	3.3	1	1	1	0	1-16
9-24	Florida State	*82	23	71	3.1	1	2	7	0	
10-1	at Virginia Tech	*59	16	40	2.5	1	2	20	0	
10-8	Boston College	*60	22	117	5.3	1	1	6	0	
10-15	at Maryland	*65	24	212	8.8	2	0	0	0	
10-22	North Carolina	*38	7	5	0.7	0	1	2	0	
10-29	at Georgia Tech									DNP
11-12	Wake Forest	*69	25	98	3.9	2	3	42	0	
11-19	at N.C. State	*45	9	28	3.1	0	3	12	0	
11-26	at South Carolina	*49	13	66	5.1	0	2	5	0	3-93
12-3	Virginia Tech	*60	20	125	6.3	1	2	-5	0	
1-4	West Virginia	*60	10	116	11.6	1	0	0	0	
Totals		754	223	1178	5.3	11	22	109	0	5-131

* - start; Note: Was 0-1 passing against Boston College.

Ellington Career Stats

Year	G-S	Snaps	Car	Yds	Avg	TD	Rec	Yds	PR	KOR
2009	14-1	186	68	491	7.2	4	11	55	1-3	6-95
2010	9-6	262	118	686	5.8	10	12	109	1	0-0
2011	13-13	754	223	1178	5.3	11	22	109	0	0-0
Totals	36-20	1202	409	2355	5.8	25	45	273	1	1-3



PHILLIP FAJGENBAUM

LS • 6-0 • 220 • *Jr. • 2VL
 Raleigh, NC
 Ravenscroft School

52

Original walk-on who served most of the 2011 season as the long snapper on punts...will compete for the starting long-snapper roles in 2012...has played 19 games in his career.

2011: Played 14 games...had one special teams tackle...played the first five games as the long snapper on both placekicks and punts, then on punts only in the last nine games...was perfect on all nine of his long snaps against #19 Auburn on Sept. 17; named team special teams player-of-the-game.

2010: Played in five games...saw action at the end of the season on long snapping for placekicks...did the job at Wake Forest and helped Chandler Catanzaro go 3-3 on field goal...saw action against Presbyterian College, Florida State, Wake Forest, South Carolina, and South Florida.

2009: Red-shirted.
Before Clemson: Lettered at Ravenscroft School.
Personal: His father was a team doctor at N.C. State...member of the ACC Academic Honor Roll in 2010-11...majoring in management...born Feb. 6, 1991.



BRANDON FORD

TE • 6-4 • 235 • *Gr. • 3VL
 Wando, SC
 Hanahan HS

80

Served as Dwayne Allen's primary backup at tight end in 2010 and 2011...a leading candidate for the starting tight end spot in 2012...has 25 receptions for 248 yards and four touchdowns in 373 snaps over 31 games (one start) in his career...preseason third-team All-ACC by Phil Steele.

2011: Academic All-ACC selection...had 14 receptions for 166 yards and two touchdowns in 222 snaps over 14 games (one start)...had two receptions for 14 yards against Boston College on Oct. 8...had a 12-yard touchdown reception against North Carolina on Oct. 22...had three receptions for 51 yards, including a seven-yard touchdown catch in the third quarter to spark Clemson's comeback, in his first career start against Wake Forest on Nov. 12...had a game-tying-high five receptions for 77 yards, including a 50-yard reception on fourth-and-18, at N.C. State on Nov. 19.

2010: Co-winner of the 12th Man Award (offense)...had 10 receptions for 78 yards in 123 snaps over 13 games...had at least one reception in six of the last seven games...moved from wide receiver to tight end during the open week after the Auburn game...had his first catch of the season against Georgia Tech, a five-yarder...had two catches for 14 yards at Boston College...had one catch for seven yards against #23 N.C. State that gave the Tigers an important third-down conversion on a scoring drive...had one catch for five yards at Florida State...had one catch for two yards against #17 South Carolina...had four catches for 45 yards and two touchdowns on his 21st birthday against South Florida; he became the first Tiger in history with two receiving touchdowns in a bowl game.

2009: Played 28 snaps in four games, he participated against Middle Tennessee, Wake Forest, Coastal Carolina and N.C. State...had one reception for four yards, it came against Coastal Carolina.

2008: Red-shirted.
Before Clemson: All-state as a senior captain at Hanahan High...#46 wideout in the nation by Rivals.com, #64 wideout by Scout.com, and #55 wideout by ESPN.com...#17 player in South Carolina by SuperPrep...Shrine Bowl pick...had 76 catches for 1,702 yards and 22 scores as a senior...led the state in receiving yards and touchdowns...third in the nation in receiving yards...team MVP as a forward/center on the hardwood...100m, 200m, 4x100m, and long jump athlete in track...coached by Jeff Cruce, an offensive lineman on Clemson's 1981 National Championship team...recruited by David Blackwell...chose Clemson over Georgia, Georgia Southern, Maryland, N.C. State, South Carolina, Tennessee, and Virginia.

Personal: Two-time member of the ACC Academic Honor Roll...graduated on May 11, 2012 with a degree in sociology...born Dec. 31, 1989.

Ford 2009 Game-By-Game Stats

Date	Opponent	Snaps	Rec	Yds	Avg	TD	LG
9-5	Middle Tennessee	4	0	0	---	0	---
9-10	at Georgia Tech						DNP
9-19	Boston College						DNP
9-26	TCU						DNP
10-3	at Maryland						DNP
10-17	Wake Forest	5	0	0	---	0	---
10-24	at Miami (FL)						DNP
10-31	Coastal Carolina	16	1	4	4.0	0	4
11-7	Florida State						DNP
11-14	at N.C. State	3	0	0	---	0	---
11-21	Virginia						DNP
11-28	at South Carolina						DNP
12-5	Georgia Tech						DNP
12-27	Kentucky						DNP
Totals		28	1	4	4.0	0	4

Ford 2010 Game-By-Game Stats

Date	Opponent	Snaps	Rec	Yds	Avg	TD	LG
9-4	North Texas	12	0	0	---	0	---
9-11	Presbyterian College	6	0	0	---	0	---
9-18	at Auburn	1	0	0	---	0	---
10-2	Miami (FL)	1	0	0	---	0	---
10-9	at North Carolina	4	0	0	---	0	---
10-16	Maryland	5	0	0	---	0	---
10-23	Georgia Tech	9	1	5	5.0	0	5
10-30	at Boston College	7	2	14	7.0	0	10
11-6	N.C. State	8	1	7	7.0	0	7
11-13	at Florida State	16	1	5	5.0	0	5
11-20	at Wake Forest	16	0	0	---	0	---
11-27	South Carolina	15	1	2	2.0	0	2
12-31	South Florida	23	4	45	11.3	2	16
Totals		123	10	78	7.8	2	16

Ford 2011 Game-By-Game Stats

Date	Opponent	Snaps	Rec	Yds	Avg	TD	LG
9-3	Troy	20	1	7	7.0	0	7
9-10	Wofford	14	0	0	---	0	---
9-17	Auburn	14	0	0	---	0	---
9-24	Florida State	20	0	0	---	0	---
10-1	at Virginia Tech	17	0	0	---	0	---
10-8	Boston College	29	2	14	7.0	0	9
10-15	at Maryland	6	0	0	---	0	---
10-22	North Carolina	24	1	12	12.0	1	12
10-29	at Georgia Tech	5	0	0	---	0	---
11-12	Wake Forest	*11	3	51	17.0	1	24
11-19	at N.C. State	15	5	77	15.4	0	50
11-26	at South Carolina	11	0	0	---	0	---
12-3	Virginia Tech	15	1	5	5.0	0	5
1-4	West Virginia	21	1	0	0.0	0	0
Totals		222	14	166	11.9	2	50

* - start

Ford Career Stats

Year	G-S	Snaps	Rec	Yds	Avg	TD	LG
2009	4-0	28	1	4	4.0	0	4
2010	13-0	123	10	78	7.8	2	16
2011	14-1	222	14	166	11.9	2	50
Totals	31-1	373	25	248	9.9	4	50



BRANDON FORD



OVERVIEW
COACHES
UNIVERSITY
TRADITIONS
PLAYERS
REVIEW
OPPONENTS
RECORDS

VETERAN BIOS



DALTON FREEMAN

C • 6-5 • 285 • *Gr. • 3VL
Pelion, SC
Pelion HS

55 Has 143 knockdowns in 2,402 snaps over 40 games (36 starts) in his career...has started each of the last 36 games at center...three-time Academic All-ACC selection and will be an Academic All-America candidate in 2012...Rimington Trophy Watch List member in the preseason...preseason second-team All-American by **Lindy's**...#2 center in the nation in the preseason by **Lindy's**...preseason fourth-team All-American by **Phil Steele**...preseason first-team All-ACC by **Athlon**, **Lindy's**, and **Phil Steele**.

2011: Honorable Mention All-American by **SI.com**...one of six finalists for the Rimington Trophy...First-Team All-ACC selection...first-team All-ACC by **ESPN.com** and **Phil Steele**...Academic All-ACC selection...had 41 knockdowns in a school-record 1,044 snaps over 14 games (14 starts)...second on the team in knockdowns...led or tied for the team lead among offensive linemen in snaps in every game...graded 91 percent in 64 snaps against Troy on Sept. 3...graded 84 percent in 71 snaps against Wofford on Sept. 10...had four knockdowns in playing all 94 snaps against #19 Auburn on Sept. 17...played all 86 snaps against #11 Florida State on Sept. 24...played all 68 snaps at #10 Virginia Tech on Oct. 1; named team offensive player-of-the-game...played all 82 snaps at Maryland on Oct. 15...graded 88 percent in 67 snaps against North Carolina on Oct. 22...graded 89 percent in playing all 67 snaps at Georgia Tech on Oct. 29...graded 88 percent with four knockdowns in playing all 90 snaps against Wake Forest on Nov. 12; named ACC Offensive Lineman-of-the-Week...had six knockdowns in playing all 68 snaps at #13 South Carolina on Nov. 26...graded 91 percent with five knockdowns in 68 snaps against #3 Virginia Tech in the ACC Championship game on Dec. 3...had six knockdowns in 69 snaps against #22 West Virginia in the Orange Bowl on Jan. 4.

2010: Academic All-ACC selection...had 58 knockdown blocks in 811 snaps, second-most on the team, in 13 games (13 starts)...allowed just two sacks all season...led or tied for the team lead in snaps among offensive linemen in eight different games...had an 80.6-percent average film grade, third-best on the team...led the team in knockdown blocks in six different games...led the team in knockdown blocks in four of the last seven games...graded in the 80s in 10 games, including each of the last seven games...had an 82-percent grade and four knockdowns against North Texas...had seven knockdowns and a 77-percent grade at #15 Auburn...had eight knockdowns and led the team in film grade (84 percent) at North Carolina...had six knockdowns and an 82-percent grade against Georgia Tech...led the team in film grade at Boston College (84) and

Florida State (84)...had seven knockdowns and an 80-percent grade against #23 N.C. State...had an 80-percent grade and four knockdowns at Wake Forest in front of his father, who played for Wake Forest in the early 1980s...won the Strength Training Award among centers for the spring practice.

2009: Had 44 knockdowns...first freshman center to start for Clemson over the course of a season since 1943 (Ralph Jenkins)...first-team freshman All-American by **CollegeFootballNews.com**...named offensive Co-Rookie-of-the-Year along with Kyle Parker by the Tiger coaching staff...Academic All-ACC selection...first-team Freshman All-ACC by **Rivals.com**...started the last nine games, his move to the starting lineup coincided with Clemson's six-game winning streak at midseason...played 547 snaps in 13 games, with nine starts overall, all at center...Clemson averaged 32.5 points per game and nearly 400 yards per game when he started...had an 80-percent film grade in the win over #8 Miami, he had a season-high eight knockdown blocks in that game...also graded 80 percent in the win over N.C. State...played 25 snaps as a reserve against Middle Tennessee, then did not play against Georgia Tech in Atlanta...played 11 snaps against Boston College and 12 against TCU in limited roles...went into the starting lineup in a 38-3 win over Wake Forest and graded 79 percent...had big game in win over Miami as stated earlier, then had 79 percent grade in a win over Florida State...had season-best 85 percent grade in win over Virginia in the team's final home game...had eight knockdown blocks against Georgia Tech in ACC Championship game when the Tigers had season-high 323 yards rushing...played 47 snaps in the win over Kentucky and his 80 percent grade had a lot to do with Clemson's 180 rushing yards and the 21-13 win.

2008: Red-shirted.
Before Clemson: Rated as the #13 offensive guard in the nation by **Scout.com**...#16 offensive guard in the nation by **ESPN.com**...#9 prospect in South Carolina and #13 offensive guard in the nation according to **Rivals.com**...finalist for Mr. Football in South Carolina...Offense-Defense All-American Bowl Offensive Lineman-of-the-Year...Shrine Bowl pick...recipient of the Wendy's High School Heisman in South Carolina...#8 prospect in South Carolina by **SuperPrep**...#39 offensive lineman in the nation by **SuperPrep**...All-American at offensive tackle...three-time all-area, all-region, and all-state selection on offense...two-time all-area and all-region selection on defense...two-time region lineman-of-the-year...offensive lineman-of-the-year according to **High School Sports Report** and South Carolina Football Coaches Association...winner of the Carolina Panthers Community Captain Award...graded 92 percent while recording 67 knockdowns and 37 pancake blocks during his senior season...tied for the team lead with 83 tackles along with 16 tackles for loss and six sacks...all-region in track during his junior season...coached by his father, Ben Freeman...recruited by Brad Scott...chose Clemson over Colorado, Florida, Florida State, Georgia, Penn State, South Carolina, and Tennessee.

Personal: His father, Ben, played football at Wake Forest in the early 1980s...three-time member of the ACC Academic Honor Roll...graduated on Dec. 22, 2011 with a degree in communication studies...born June 18, 1990.



MALLICIAH GOODMAN

DE • 6-4 • 280 • Sr. • 3VL
Florence, SC
West Florence HS

97 Slated to be a starter at defensive end in the 2012 season...has 122 tackles, 12 tackles for loss, five sacks, 27 quarterback pressures, and four caused fumbles in 1,439 snaps over 41 games (15 starts) in his career...has arguably the biggest hands on the 2012 team; his hands were featured in **ESPN The Magazine** in the fall of 2009; his hands measure 11.5 inches from fingertip to fingertip, a figure that would have been among the best at the NFL Combine in 2009...preseason first-team All-ACC according to **Phil Steele**...preseason second-team All-ACC by **Athlon**.

2011: Had 59 tackles, four tackles for loss, two sacks, and 14 quarterback pressures in 767 snaps over 14 games (14 starts); the 767 snaps set a school record for a defensive lineman...led all Tiger defensive linemen in snaps...had four tackles and a team-tying-high three quarterback pressures in 54 snaps against Troy on Sept. 3...had five tackles in 49 snaps against Wofford on Sept. 10...had four tackles, a half tackle for loss, and two quarterback pressures in 58 snaps at #10 Virginia Tech on Oct. 1...had six tackles, 2.5 tackles for loss, a caused fumble on a sack, and two quarterback pressures in 44 snaps against Boston College on Oct. 8; named team co-defensive player-of-the-game...had five tackles in 67 snaps at Maryland on Oct. 15...had nine tackles in 66 snaps at Georgia Tech on Oct. 29; named team co-defensive player-of-the-game...had five tackles in 67 snaps against Wake Forest on Nov. 12...had five tackles and a sack in 56 snaps at N.C. State on Nov. 19...had one tackle and a pass breakup in 47 snaps against #3 Virginia Tech in the ACC Championship game on Dec. 3; named team co-defensive player-of-the-game...had four tackles in 67 snaps against #22 West Virginia in the Orange Bowl on Jan. 4.

2010: Future Impact Player Award (defense) winner...had 32 tackles, three tackles for loss, a sack, six quarterback pressures, and a team-tying-high three caused fumbles in 343 snaps over 13 games (one start)...tied for second in the ACC in caused fumbles...had seven tackles, two tackles for loss, and a sack against North Texas...tied the Clemson record for caused fumbles (2) against Presbyterian College and was named team special teams player-of-the-game...had nine tackles, including seven first hits, and a tackle for loss in 48 snaps against Georgia Tech...had two tackles and three quarterback pressures against #23 N.C. State...won the Strength Training Award and Most Improved Award for defensive ends for the spring practice; he was the only Tiger to win both awards at his position for the spring season.

2009: Named Co-Rookie-of-the-Year among Clemson defensive players as voted on by the coaching staff...first-team freshman All-ACC according to **Rivals.com**...did not start a game, but played in all 14 contests and averaged 24 snaps per game...played 23 snaps in the victory over Kentucky in the Music City Bowl; he registered one tackle...has outstanding quickness, as evidenced by his six tackles on special teams and his seven quarterback pressures...had at least one tackle in every game, the only Tiger freshman defensive player to accomplish that feat...had a season-high six tackles against Coastal Carolina...had two tackles for loss in the victory over Boston College, a reason the Tigers held the Eagles to just four first downs...had three tackles, including a sack, against TCU...had four tackles at N.C. State...had three unassisted tackles in the ACC Championship game against Georgia Tech...finished the season with five tackles for loss, including two sacks, to go with his 31 tackles.

Before Clemson: Enrolled at Clemson in January of 2009 following his high school graduation in December of 2008...**Parade** All-American...#36 player in the nation by **Rivals.com**...#120 player and #10 defensive end in the nation by **ESPN.com**...first-team All-American by **EA Sports**...#5 defensive lineman in the nation and #13 player in the ACC by **Phil Steele**...#91 player and #10 defensive lineman in the nation by **Athlon**...#11 defensive end in the nation by **Scout.com**...#1 strongside defensive end in the nation by **Rivals.com**...#1 player in South Carolina by **Rivals.com**...participated in the U.S. Army All-American game, one of only two players from South Carolina to play in that game...participated in the Shrine Bowl...had a productive senior season with 73 tackles, 27 tackles for loss, and 15 sacks in nine games...finalist for Mr. Football in South Carolina...coached by Trey Woodberry at West Florence High School...recruited by Dabo Swinney...chose Clemson over Maryland, South Carolina, Tennessee, and Virginia.

Personal: Majoring in sociology...born Jan. 4, 1990.

DALTON FREEMAN



VETERAN BIOS



MALLICIAH GOODMAN

Goodman 2009 Game-By-Game Stats

Date	Opponent	Snaps	Hit	Ast	Tot	TFL	Sacks	QP
9-5	Middle Tennessee	20	1	0	1			
9-10	at Georgia Tech	18	1	1	2			1
9-19	Boston College	18	2	1	3	2-8		
9-26	TCU	20	2	1	3	1-8	1-8	
10-3	at Maryland	20	1	0	1			
10-17	Wake Forest	31	1	1	2	1-7	1-7	
10-24	at Miami (FL)	19	1	1	2			
10-31	Coastal Carolina	29	4	2	6	1-1		3
11-7	Florida State	29	1	0	1			
11-14	at N.C. State	44	2	2	4			2
11-21	Virginia	22	1	0	1			1
11-28	at South Carolina	9	0	1	1			
12-5	Georgia Tech	27	3	0	3			
12-27	Kentucky	23	1	0	1			
Totals		329	21	10	31	5-24	2-15	7

Goodman 2010 Game-By-Game Stats

Date	Opponent	Snaps	Hit	Ast	Tot	TFL	Sacks	QP
9-4	North Texas	36	4	3	7	2-9	1-7	
9-11	Presbyterian College	22	3	0	3			
9-18	at Auburn	12	1	1	2			
10-2	Miami (FL)	12	0	0	0			
10-9	at North Carolina	30	1	0	1			
10-16	Maryland	28	1	1	2			1
10-23	Georgia Tech	*48	7	2	9	1-1		1
10-30	at Boston College	41	1	0	1			1
11-6	N.C. State	36	1	1	2			3
11-13	at Florida State	15	1	0	1			
11-20	at Wake Forest	29	1	1	2			
11-27	South Carolina	20	1	0	1			
12-31	South Florida	14	0	1	1			
Totals		343	22	10	32	3-10	1-7	6

* - start; Note: Had a caused fumble against North Texas; had two caused fumbles against Presbyterian College.

Goodman 2011 Game-By-Game Stats

Date	Opponent	Snaps	Hit	Ast	Tot	TFL	Sacks	QP
9-3	Troy	*54	2	2	4			3
9-10	Wofford	*49	4	1	5			
9-17	Auburn	*54	2	1	3			1
9-24	Florida State	*49	2	0	2			1
10-1	at Virginia Tech	*58	2	2	4	0.5-1		2
10-8	Boston College	*44	3	3	6	2.5-9	1-7	2
10-15	at Maryland	*67	4	1	5			
10-22	North Carolina	*34	1	1	2			1
10-29	at Georgia Tech	*66	8	1	9			
11-12	Wake Forest	*67	5	0	5			1
11-19	at N.C. State	*56	4	1	5	1-11	1-11	1
11-26	at South Carolina	*55	3	1	4			
12-3	Virginia Tech	*47	0	1	1			1
1-4	West Virginia	*67	3	1	4			1
Totals		767	43	16	59	4-21	2-18	14

* - start; Note: Had a caused fumble against Boston College.

Goodman Career Stats

Year	G-S	Snaps	Hit	Ast	Tot	TFL	Sacks	Int	QB	PF	CF	RF
2009	14-0	329	21	10	31	5-24	2-15	0-0	7	0	0	0
2010	13-1	343	22	10	32	3-10	1-7	0-0	6	0	3	0
2011	14-14	767	43	16	59	4-21	2-18	0-0	14	1	1	0
Totals	41-15	1439	86	36	122	12-55	5-40	0-0	27	1	4	0



B.J. GOODSON

LB • 6-1 • 235 • *Fr. • RS
Lamar, SC
Lamar HS

44

Red-shirt freshman who will compete for playing time at linebacker in 2012.
2011: Red-shirted.

Before Clemson: Rated as the #29 outside linebacker in the nation by ESPN.com...#20 player in South Carolina by Rivals.com...#23 player in South Carolina by SuperPrep... had 156 tackles as a senior at Lamar High School...15th in the state in tackles...had 20 tackles and eight sacks in a state playoff game... played in the North-South All-Star Game in Myrtle Beach, SC...had 96 tackles and six tackles for loss and added 16 receptions for 220 yards and two touchdowns as a junior...all-state as a junior...his team reached the state championship game as a junior...from the same high school that produced former Clemson All-American and All-Pro Levon Kirkland...one of the top scorers on the Lamar High School basketball team...coached by J.R. Boyd at Lamar High...recruited by Kevin Steele.

Personal: Majoring in sociology...born May 29, 1993.



JOE GORE

OT • 6-6 • 260 • *Fr. • RS
Lake Waccamaw, NC
East Columbus HS

73

Red-shirt freshman who will compete for playing time in 2012...has outstanding athleticism for an offensive lineman.

2011: Red-shirted...moved over to the offensive line in November after recovering from injury after starting as a defensive end... enrolled in January.

Before Clemson: Rated as the #16 defensive end in the nation by 247Sports.com...#244 player in the nation and #7 player in North Carolina by 247Sports.com...#28 defensive end in the nation and #15 player in North Carolina by Rivals.com...#25 defensive end in the nation by MaxPreps.com...#52 defensive end in the nation by ESPN.com...#20 player in North Carolina by SuperPrep...second-team all-state by NCPreps.com...had 77 tackles, 24 tackles for loss, 12 sacks, and nine blocked kicks as a junior at East Columbus High School... conference 200m champion in track as a sophomore...coached by Travis Conner and Toby Kasell at East Columbus High...recruited by Dan Brooks.

Personal: Majoring in community recreation, sport, & camp management...born Sept. 25, 1992.



RASHARD HALL

S • 6-1 • 210 • *Gr. • 3VL
Saint Augustine, FL
Saint Augustine HS

31

Has 217 tackles, seven tackles for loss, one sack, 10 interceptions (second-most among active ACC players) for 169 yards (sixth-most in school history) and a touchdown, six pass breakups, and three recovered fumbles in 1,921 snaps over 40 games (31 starts) in his career...has 13 career takeaways, tied for ninth-most in school history...his 163 takeaway (interception and fumble) return yards are seventh-most in school history...two-time Academic All-ACC selection...graduated in just over three years, just the second Tiger grizzer in history to do so...preseason CFPA Defensive Back Watch List member...preseason second-team All-ACC by Athlon and Lindy's.

2011: Had a team-high 89 tackles, three tackles for loss, one sack, two interceptions for 50 yards, and two recovered fumbles in 799 snaps over 13 games (12 starts)...had a team-tying-high eight tackles and a recovered fumble in 39 snaps against Troy on Sept. 3; was injured in the game and missed the Wofford game...had a team-tying-high six tackles in 54 snaps against #11 Florida State on Sept. 24...had six tackles and a tackle for loss in 66 snaps at #10 Virginia Tech on Oct. 1...had eight tackles in 46 snaps against Boston College on Oct. 8...had five tackles in 72 snaps at Maryland on Oct. 15...had five tackles, a sack, pass breakup, caused fumble that led to Kourtnei Brown's 26-yard fumble return for a touchdown, and -6-yard fumble return in 51 snaps against North Carolina on Oct. 22...had four tack-

les and a 26-yard interception return at Georgia Tech in 35 snaps on Oct. 29...had a team-high 10 tackles in 72 snaps against Wake Forest on Nov. 12; named team defensive player-of-the-game...had eight tackles in 69 snaps at N.C. State on Nov. 19...had 10 tackles in 71 snaps at #13 South Carolina on Nov. 26; named team defensive player-of-the-game...had a team-high eight tackles and a tackle for loss in 74 snaps against #3 Virginia Tech in the ACC Championship game on Dec. 3...had a team-tying-high eight tackles and a 24-yard interception return in 85 snaps against #22 West Virginia in the Orange Bowl on Jan. 4.

2010: Academic All-ACC selection...Hustle Award (defense) winner...had 65 tackles, a tackle for loss, two interceptions for 52 yards and a touchdown, and three pass breakups in 621 snaps over 13 games (12 starts)...fifth on the team in tackles...had eight tackles in 78 snaps against North Texas...had 10 tackles, an interception, and a pass breakup in 73 snaps against #16 Miami (FL)...had seven tackles at North Carolina...had six tackles against Maryland...team special teams player-of-the-game against Georgia Tech...had six tackles and a 52-yard interception return for a touchdown at Boston College; named team defensive player-of-the-game by the coaches...had four tackles and a pass breakup against #23 N.C. State.

2009: First-team freshman All-American by CollegeFootballNews.com and Scout.com in 2009...First-team All-ACC Freshman Team selection by Sporting News...named Defensive Co-Rookie-of-the-Year as voted on by the Tiger coaching staff...Academic All-ACC selection; his smarts in the classroom translate to the football field...19th in the nation in interceptions (6)...first-team Freshman All-ACC by Rivals.com...big reason Clemson was fifth in the nation in interceptions as a team...tied for third in Clemson history in total interceptions by a freshman with six...only Robert O'Neal (8, 1989) and Justin Miller (8, 2002) had more...had a streak of four straight games



RASHARD HALL



- OVERVIEW
- COACHES
- UNIVERSITY
- TRADITIONS
- PLAYERS
- REVIEW
- OPPONENTS
- RECORDS

VETERAN BIOS

with a theft to tie a Clemson record...winner of team's Renwick-Flan- ders Most Improved Award from the Tiger coaches for the 2009 season...started seven games when Clemson was in the nickel package, he was sixth on the team in tackles with 63, including six in 25 snaps against Kentucky in the Music City Bowl...led all Clemson freshmen in tackles, in fact he had twice as many as any other rookie...had sea- son-high 13 tackles in his first career game against Middle Tennes- see...it was the most ever by a Tiger freshman defensive back in his first career game...just one tackle off of Anthony Simmons' record for tackles in a first game by a freshman...had nine tackles against TCU, a reason the Tigers held the Horned Frogs to a season-low 14 points... had seven tackles, including two for loss, and a 49-yard interception return against Coastal Carolina...had four tackles, a fumble recovery and an interception against Florida State...had final interception against South Carolina in Columbia...honorable mention All-ACC in 2009 as a freshman...second on the team in takeaways with seven, six interceptions and a recovered fumble.

2008: Red-shirted.
Before Clemson: Florida Times-Union First-Team All-First Coast pick...had eight interceptions and three defensive touchdowns as a senior...led the county in receiving with over 800 yards and eight touchdowns as a senior...Saint John's County Defensive Player-of-the-Year as a senior...first-team all-state and all-county pick as a senior...#46 safety in the nation by Rivals.com...#60 safety in the nation by Scout.com...#46 safety in the nation by ESPN.com...#58 prospect in Florida by SuperPrep...helped lead Saint Augustine High School to the AAA state title game...all-county and all-conference on the hardwood...400m, long jump, triple jump, and high jump performer in track as a sopho- more and senior...high school teammate of former Tiger Carlton Lewis (2009-11)...coached by Joey Wiles at Saint Augustine High School... recruited by Dabo Swinney...chose Clemson over Louisville, Maryland, Mississippi State, South Carolina, South Florida, and West Virginia.
Personal: Three-time member of the ACC Academic Honor Roll... graduated on Aug. 13, 2011 with a degree in marketing...born Sept. 7, 1989.



CORICO WRIGHT

LB • 5-11 • 230 • Sr. • 3VL
 Milledgeville, GA
 Baldwin HS

42

Has 170 tackles, 17 tackles for loss, five sacks, 10 quarterback pressures, and two pass breakups in 1,574 snaps over 39 games (25 starts) in his career...has had at least one tackle in 29 consecutive games...changed his last name from Hawkins to Wright prior to the 2012 season...pre- season third-team All-ACC by Phil Steele.

2011: Had 80 tackles, five tackles for loss, three quarterback pressures, and two pass breakups in 697 snaps over 14 games (11 starts)...third on the team in tackles...had a team-tying-high eight tackles in 50 snaps against Troy on Sept. 3; named team defense player-of-the-game...had six tackles in 55 snaps against Wofford on Sept. 10...named team special teams player-of-the-game at #10 Virginia Tech on Oct. 1...had four tackles and 0.5 tackles for loss in 49 snaps against Boston College on Oct. 8...had five tackles in 73 snaps at Maryland on Oct. 15...had 14 tackles and a tackle for loss in 73 snaps at Georgia Tech on Oct. 29; named team co-defensive player-of-the-game...had four tackles and a pass breakup in 44 snaps against Wake Forest on Nov. 12...had seven tackles, a team-high two tackles for loss, and a pass breakup in 47 snaps at N.C. State on Nov. 19...had six tackles and 0.5 tackles for loss in 43 snaps at #13 South Carolina on Nov. 26...had seven tackles in 38 snaps against #3 Virginia Tech in the ACC Championship game on Dec. 3...had seven tackles and a tackle for loss in 44 snaps against #22 West Virginia in the Orange Bowl on Jan. 4.

2010: Solid Rock Award winner among linebackers...had 71 tackles, 10 tackles for loss, and three sacks in 758 snaps over 13 games (13 starts)...third on the team in tackles...second on the team in tackles for loss...involved in a tackle for loss in nine games...had six tackles and two tackles for loss against North Texas...had a team-high nine tackles, including eight first hits, at North Carolina...had a team-high 13 tackles, including 12 first hits, against #17 South Carolina...team defensive player-of-the-game by the coaches for his performance against North Carolina and South Carolina...had seven tackles and a recovered fumble against #23 N.C. State...had 10 tackles and a tackle for loss in 66 snaps against South Florida.

2009: Had 19 tackles in 12 games, including eight against Coastal Carolina when he led the Tigers in tackles...played 24 snaps in that game...had two sacks in that game as well, one of just four Tigers to have two in a game all year...had two stops in 17 plays against Wake Forest...played on defense in nine of the 14 games... played five snaps against Georgia Tech in the ACC Championship game and the 40 in the bowl game.

Before Clemson: Rated as the nation's #10 inside linebacker by ESPN.com and #49 inside linebacker by Rivals.com...#23 middle linebacker in the nation by Scout.com...#28 player in Georgia by SuperPrep and #46 player by Rivals.com...member of the Southeast All-Region team by PrepStar...had 112 tackles, 16 tackles for loss, six sacks, four caused fumbles, two recovered fumbles, eight pass breakups, and two receiving touchdowns as a senior...coached by

Jesse Hicks at Baldwin High School...recruited by Chris Rumph... chose Clemson over Auburn, Florida, Florida State, Georgia Tech, Miami (FL), Nebraska, and N.C. State.

Personal: Cousin of former Tiger All-America linebacker Leroy Hill (2001-04), who played multiple years in the NFL...majoring in sociology...born Oct. 31, 1990.

Wright 2009 Game-By-Game Stats

Date	Opponent	Snaps	Hit	Ast	Tot	TFL	Sacks	Int
9-5	Middle Tennessee	2	0	0	0			
9-10	at Georgia Tech					DNP		
9-19	Boston College	5	0	0	0			
9-26	TCU					DNP		
10-3	at Maryland	7	0	0	0			
10-17	Wake Forest	17	1	1	2			
10-24	at Miami (FL)	5	0	0	0			
10-31	Coastal Carolina	24	6	2	8	2-7	2-7	
11-7	Florida State	0	0	0	0			
11-14	at N.C. State	14	1	0	1			
11-21	Virginia	0	0	0	0			
11-28	at South Carolina	0	0	0	0			
12-5	Georgia Tech	5	1	0	1			
12-27	Kentucky	*40	6	1	7			
Totals		119	15	4	19	2-7	2-7	0-0

* - start

Wright 2010 Game-By-Game Stats

Date	Opponent	Snaps	Hit	Ast	Tot	TFL	Sacks	Int
9-4	North Texas	*62	4	2	6	2-11	1-7	
9-11	Presbyterian College	*21	1	0	1			
9-18	at Auburn	*58	1	1	2	1-4	1-4	
10-2	Miami (FL)	*63	4	1	5			
10-9	at North Carolina	*66	8	1	9	1-1		
10-16	Maryland	*57	2	2	4			
10-23	Georgia Tech	*66	1	3	4	1-2		
10-30	at Boston College	*59	2	0	2	1-1		
11-6	N.C. State	*66	6	1	7	0.5-1		
11-13	at Florida State	*57	3	2	5			
11-20	at Wake Forest	*50	3	0	3	1.5-5	1-5	
11-27	South Carolina	*67	12	1	13	1-2		
12-31	South Florida	*66	6	4	10	1-1		
Totals		758	53	18	71	10-28	3-16	0-0

* - start; Note: Had a recovered fumble against N.C. State.

Wright 2011 Game-By-Game Stats

Date	Opponent	Snaps	Hit	Ast	Tot	TFL	Sacks	Int
9-3	Troy	*50	7	1	8			
9-10	Wofford	*55	4	2	6			
9-17	Auburn	*57	2	1	3			
9-24	Florida State	*55	1	0	1			
10-1	at Virginia Tech	*42	1	3	4			
10-8	Boston College	*49	3	1	4	0.5-1		
10-15	at Maryland	*73	5	0	5			
10-22	North Carolina	*27	3	1	4			
10-29	at Georgia Tech	*73	11	3	14	1-2		
11-12	Wake Forest	*44	4	0	4			
11-19	at N.C. State	47	6	1	7	2-4		
11-26	at South Carolina	43	3	3	6	0.5-1		
12-3	Virginia Tech	38	7	0	7			
1-4	West Virginia	*44	5	2	7	1-4		
Totals		697	62	18	80	5-12	0-0	0-0

* - start

Wright Career Stats

Year	G-S	Snaps	Hit	Ast	Tot	TFL	Sacks	Int	QP	PBU	CF	RF
2009	12-1	119	15	4	19	2-7	2-7	0-0	2	0	0	0
2010	13-12	758	53	18	71	10-28	3-16	0-0	5	0	0	1
2011	14-11	697	62	18	80	5-12	0-0	0-0	3	2	0	0
Totals	39-25	1574	130	40	170	17-47	5-23	0-0	10	2	0	1

Hall 2009 Game-By-Game Stats

Date	Opponent	Snaps	Hit	Ast	Tot	TFL	Int	PBU
9-5	Middle Tennessee	*70	9	4	13			
9-10	at Georgia Tech	0	0	0	0			
9-19	Boston College	26	5	1	6		1-0	
9-26	TCU	*55	5	4	9			
10-3	at Maryland	*11	1	0	1			
10-17	Wake Forest	38	3	1	4	1-1	1-7	
10-24	at Miami (FL)	17	1	0	1		1-0	
10-31	Coastal Carolina	*37	5	2	7	2-2	1-49	
11-7	Florida State	*59	3	1	4		1-11	
11-14	at N.C. State	*77	1	3	4			2
11-21	Virginia	27	2	2	4			
11-28	at South Carolina	*42	3	2	5		1-0	
12-5	Georgia Tech	17	1	0	1			
12-27	Kentucky	25	2	2	4			
Totals		501	41	22	63	3-3	6-67	2

* - start; Note: Had a recovered fumble against Florida State.

Hall 2010 Game-By-Game Stats

Date	Opponent	Snaps	Hit	Ast	Tot	TFL	Int	PBU
9-4	North Texas	*78	7	1	8	1-1		
9-11	Presbyterian College	*24	2	3	5			
9-18	at Auburn	*64	0	5	5			
10-2	Miami (FL)	*73	8	2	10		1-0	1
10-9	at North Carolina	*54	4	3	7			1
10-16	Maryland	*48	4	2	6			
10-23	Georgia Tech	28	3	1	4			
10-30	at Boston College	*41	5	1	6		1-52	
11-6	N.C. State	*41	3	1	4			1
11-13	at Florida State	*35	2	0	2			
11-20	at Wake Forest	*45	1	0	1			
11-27	South Carolina	*48	4	1	5			
12-31	South Florida	*42	1	1	2			
Totals		621	44	21	65	1-1	2-52	3

* - start; Note: Had a 52-yard interception return for a touchdown at Boston College.

Hall 2011 Game-By-Game Stats

Date	Opponent	Snaps	Hit	Ast	Tot	TFL	Int	PBU
9-3	Troy	*39	5	3	8			
9-10	Wofford					DNP		
9-17	Auburn	*65	1	2	3			
9-24	Florida State	*54	3	3	6			
10-1	at Virginia Tech	*66	5	1	6	1-5		
10-8	Boston College	*46	3	5	8			
10-15	at Maryland	*72	2	3	5			
10-22	North Carolina	*51	2	3	5	1-14		1
10-29	at Georgia Tech	35	3	1	4		1-26	
11-12	Wake Forest	*72	9	1	10			
11-19	at N.C. State	*69	6	2	8			
11-26	at South Carolina	*71	7	3	10			
12-3	Virginia Tech	*74	6	2	8	1-1		
1-4	West Virginia	*85	6	2	8		1-24	
Totals		799	58	31	89	3-20	2-50	1

* - start; Note: Had a recovered fumble against Troy; had a fumble return for 6 yards, a sack, and caused fumble against North Carolina.

Hall Career Stats

Year	G-S	Snaps	Hit	Ast	Tot	TFL	Sacks	Int	QP	PBU	CF	RF
2009	14-7	501	41	22	63	3-3	0-0	6-67	2	2	0	1
2010	13-12	621	44	21	65	1-1	0-0	2-52	1	3	0	0
2011	13-12	799	58	31	89	3-20	1-14	2-50	1	1	1	2
Totals	40-31	1921	143	74	217	7-24	1-14	10-169	4	6	1	3



CORICO WRIGHT

VETERAN BIOS



DeANDRE HOPKINS

WR • 6-1 • 200 • Jr. • 2VL
Central, SC
D.W. Daniel HS

6 Talented wide receiver who has outstanding hands and ball skills... has 124 receptions for 1,615 yards (both second-most among active ACC players) and nine touchdowns, 12 punt returns for 82 yards, and two kickoff returns for 32 yards in 1,321 snaps over 26 games (19 starts) in his career...has a school-record 4.8 receptions per game and a school-record 62.1 receiving yards per game in his career...became the second player in ACC history to total at least 50 receptions as both a freshman and sophomore...has six career 100-yard receiving games; all have come in the second half of a season...has had at least one reception in each of his last 23 games; the school record for consecutive games with a reception is 36 by Jerry Butler (1976-78); he has had at least three catches in 20 of those 23 games...only Tiger in history with two 100-yard receiving performances in bowl games... played basketball for the Tigers after the football season ended in 2010-11; he was a member of Clemson's NCAA Tournament team, but did not travel to the tourney...#26 prospect for the 2013 NFL draft by **Lindy's**...#15 wide receiver in the nation in the preseason by **Lindy's**...preseason first-team All-ACC by **Lindy's** and **Phil Steele**...preseason second-team All-ACC by **Athlon**.

2011: Had 72 receptions (fourth-most in school history) for 978 yards (sixth-most) and five touchdowns along with 10 punt returns for 49 yards in 751 snaps over 14 games (11 starts)...ninth in school history in receptions per game (5.1)...sixth in the ACC in receptions per game (5.1) and sixth in receiving yards per game (69.9)...had four receptions for 35 yards and a five-yard punt return against Troy on Sept. 3...had a game-high five receptions for a team-high 73 yards and a touchdown reception along with a two-point conversion reception against Wofford on Sept. 10...had seven receptions for 83 yards and a touchdown against #19 Auburn on Sept. 17...had five receptions for 78 yards and 29 yards on two punt returns against #11 Florida State on Sept. 24...had two receptions for 47 yards against Boston College on Oct. 8...had four receptions for 22 yards and a touchdown at Maryland on Oct. 15...had a game-high nine receptions for a game-high 157 yards and a touchdown along with six yards on two punt returns against North Carolina on Oct. 22; named team co-offensive player-of-the-game...had seven receptions for 35 yards at Georgia Tech on Oct. 29...had three receptions for 38 yards and a three-yard punt return against Wake Forest on Nov. 12...had a game-high five receptions for a game-high 124 yards at N.C. State on Nov. 19; named team offensive player-of-the-game... had a team-high seven receptions for a team-high 92 yards against #3 Virginia Tech in the ACC Championship game on Dec. 3...had a team-high 10 receptions for a team-high 107 yards and a touchdown against #22 West Virginia in the Orange Bowl on Jan. 4; the 10 catches set a school record for a bowl game.

2010: Third-team freshman All-American by **Phil Steele**...honorable mention freshman All-American by **CollegeFootballNews.com**...first-team freshman All-ACC as a wide receiver and punt returner by **Rivals.com**...Rookie-of-the-Year Award (offense) winner...Clemson's leading receiver with 52 catches for 637 yards and four touchdowns...first freshman to lead Clemson in catches since Derrick Hamilton in 2001, when he had 53 catches...first first-year freshman in school history to lead the team in receptions...established school records for catches and receiving yards for a first-year freshman...the fourth freshman to lead Clemson in receiving; one of the previous three was the late Terry Smith, Hopkins' uncle, who led the 1990 team with 34 catches...tied for ninth in the ACC in receptions per game (4.3); he was the only freshman in the top 10...tied the Clemson freshman record for receiving touchdowns...among all freshmen in school history, his 52 catches were second-most and his 637 receiving yards were second-most...had six combined catches in the first four games, but had 46 catches in his last eight games (he missed the Maryland game with an injury)...had 34 catches for 451 yards in the last five games...had three 100-yard receiving games in the last four contests...had a touchdown reception in three of the last five games...had five knockdown blocks against #16 Miami (FL), the most by a Tiger wideout on the season...team special teams player-of-the-game at North Carolina when he had a 31-yard punt return to set up a touchdown; named ACC Freshman-of-the-Week; had seven catches for 46 yards in 61 snaps in his first career start... had eight catches for 106 yards at Florida State...had seven catches for 124 yards against #17 South Carolina, including a 45-yard touchdown catch, to earn team offensive player-of-the-game honors by the coaches...had nine catches for 105 yards, both game-highs, against South Florida.

Before Clemson: Rated as the #12 wide receiver in the nation and #8 player in South Carolina by **Rivals.com**...#148 player in the nation and #4 player in South Carolina by **Rivals.com**...#14 cornerback in the nation by **Scout.com**...#29 athlete in the nation by **ESPN**,

com...#6 player in South Carolina by **SuperPrep**...#6 athlete in the nation by **SuperPrep**...first-team all-state by **The State**...#3 player in South Carolina by **Charlotte Observer**...participated in the Offense-Defense All American game and the Shrine Bowl...first-team All-Southern by **Orlando Sentinel**...Mr. Football finalist...two-time AP All-State pick at defensive back...two-time **Seneca Daily Journal** Player-of-the-Year...two-time **Anderson Independent** Player-of-the-Year...two-time AAA all-state by **High School Sports Report**...co-region player-of-the-year as a senior...had 28 career interceptions for 555 yards and five touchdowns...had 57 receptions for 1,266 yards and 18 touchdowns in his career...had 11 punt returns for 289 yards and three touchdowns as a senior...had two kickoff returns for 119 yards and one touchdown as a senior...had seven receiving touchdowns, two on interception returns, three on punt returns, one on a kickoff return, and one on a fumble return as a senior...AAA Back-of-the-Year in South Carolina...led D.W. Daniel High to a 37-4 career record...attended the same high school as former Clemson All-America center Kyle Young...four-year starter on the hardwood... had over 1,300 points, 400 rebounds, 600 assists, and 200 steals in his career...averaged 20.1 points, 6.0 rebounds, 8.4 assists, and 4.0 steals per game as a sophomore...led D.W. Daniel High to a state title in basketball as a senior, the school's first title since 1967...first-team all-state in basketball for three years...coached by Randy Robinson in football at D.W. Daniel High School...recruited by André Powell... chose Clemson over Michigan, South Carolina, and Tennessee.

Personal: Nephew of the late Terry Smith, who had 162 receptions as a Tiger from 1990-93...majoring in community recreation, sport, & camp management...born June 6, 1992.

Hopkins 2010 Game-By-Game Stats

Date	Opponent	Snaps	Rec	Yds	Avg	TD	LG	PR	KOR
9-4	North Texas	16	2	23	11.5	0	16		
9-11	Presbyterian College	17	1	9	9.0	1	9	1-2	2-32
9-18	at Auburn	13	0	0	---	0	---		
10-2	Miami (FL)	36	3	37	12.3	0	20		
10-9	at North Carolina	*61	7	46	6.6	0	13	1-31	
10-16	Maryland								DNP
10-23	Georgia Tech	*55	4	50	12.5	0	23		
10-30	at Boston College	*64	1	21	21.0	0	21		
11-6	N.C. State	*64	5	80	16.0	1	33		
11-13	at Florida State	*84	8	106	13.3	0	32		
11-20	at Wake Forest	*42	5	36	7.2	1	10		
11-27	South Carolina	*57	7	124	17.7	1	45		
12-31	South Florida	*61	9	105	11.7	0	31		
Totals		570	52	637	12.3	4	45	2-33	2-32

* - start

Hopkins 2011 Game-By-Game Stats

Date	Opponent	Snaps	Rec	Yds	Avg	TD	LG	PR	KOR
9-3	Troy	*48	4	35	8.8	0	13	1-5	
9-10	Wofford	37	5	73	14.6	1	17		
9-17	Auburn	*74	7	83	11.9	1	23		
9-24	Florida State	*62	5	78	15.6	0	50	2-29	
10-1	at Virginia Tech	44	1	15	15.0	0	15	1-0	
10-8	Boston College	*46	2	47	23.5	0	25		
10-15	at Maryland	67	4	22	5.5	1	20		
10-22	North Carolina	*42	9	157	17.4	1	39	2-6	
10-29	at Georgia Tech	*53	7	83	11.9	0	18		
11-12	Wake Forest	*69	3	38	12.7	0	18	1-3	
11-19	at N.C. State	*51	5	124	24.8	0	43	1-3	
11-26	at South Carolina	*54	3	24	8.0	0	15		
12-3	Virginia Tech	*57	7	92	13.1	0	22	1-3	
1-4	West Virginia	*57	10	107	10.7	1	28	1-0	
Totals		751	72	978	13.6	5	50	10-49	0-0

* - start; Note: Had a two-point conversion reception against Wofford; was 0-1 passing at South Carolina; was 0-1 passing against Virginia Tech in the ACC Championship game.

Hopkins Career Stats

Year	G-S	Snaps	Rec	Yds	Avg	TD	LG	Car	Yds	PR	KOR
2010	12-8	570	52	637	12.3	4	45	0	0	2-33	2-32
2011	14-11	751	72	978	13.6	5	50	0	0	10-49	0-0
Totals	26-19	1321	124	1615	13.0	9	50	0	0	12-82	2-32



D.J. HOWARD

RB • 5-11 • 195 • *So. • 1VL
Lincoln, AL
Lincoln HS

22 Talented running back who has served as a backup to Andre Ellington...will compete for the top reserve spot behind Ellington during the 2012 season...has exhibited his tough running style in his limited carries.

2011: Had 230 yards on 41 carries and one touchdown along with two receptions for two yards in 149 snaps over 12 games (two starts)...averaged 5.6 yards per carry...had 29 yards on four carries and a touchdown in his first career game against Troy on Sept. 3... had one carry for two yards against Wofford on Sept. 10...had a team-high 86 yards on nine carries against #19 Auburn on Sept. 17...had 13 yards on two carries against Boston College on Oct. 8...

had 12 yards on two carries at Maryland on Oct. 15...had a team-high 25 yards on seven carries against North Carolina on Oct. 22... had 22 yards on seven carries and a four-yard reception in his first career start at Georgia Tech on Oct. 29...had 14 yards on three carries against Wake Forest on Nov. 12...had a 13-yard carry and one reception at N.C. State on Nov. 19.

2010: Red-shirted.

Before Clemson: One of the top running backs in Alabama...#15 player in Alabama by **Rivals.com**...#40 athlete in the nation by **Rivals.com**...#62 safety in the nation by **Scout.com**...#44 running back in the nation by **ESPN.com**...#14 player in Alabama by **SuperPrep**...one of the Elite 18 in Alabama by the **Press-Register**...rushed for nearly 1,500 yards and 17 touchdowns as a senior, helping Lincoln High School to the state AAAA playoffs...against Clay County High, he had 20 carries for 192 yards and three scores; he added a 91-yard kickoff return for a score and a 76-yard run for a score in that win against a team that was undefeated...led his team to a 9-4 record during his junior season when he had over 1,000 rushing yards and 14 touchdowns; he averaged over 10 yards per carry...top track athlete; he competed in 100m, 200m, and long jump...coached by Chad Martin at Lincoln High School...recruited by Charlie Harbison...chose Clemson over Auburn and Kentucky.

Personal: Majoring in sociology...born Sept. 5, 1991.

Howard 2011 Game-By-Game Stats

Date	Opponent	Snaps	Car	Yds	Avg	TD	Rec	Yds	TD
9-3	Troy	5	4	29	7.3	1	0	0	0
9-10	Wofford	2	1	2	2.0	0	0	0	0
9-17	Auburn	31	9	86	9.6	0	0	0	0
9-24	Florida State								DNP
10-1	at Virginia Tech								DNP
10-8	Boston College	8	2	13	6.5	0	0	0	0
10-15	at Maryland	6	2	12	6.0	0	0	0	0
10-22	North Carolina	7	7	25	3.6	0	0	0	0
10-29	at Georgia Tech	*35	7	22	3.1	0	1	4	0
11-12	Wake Forest	11	3	14	4.7	0	0	0	0
11-19	at N.C. State	11	1	13	13.0	0	1	-2	0
11-26	at South Carolina	11	1	-1	-1.0	0	0	0	0
12-3	Virginia Tech	*13	3	11	3.7	0	0	0	0
1-4	West Virginia	9	1	4	4.0	0	0	0	0
Totals		149	41	230	5.6	1	2	2	0

* - start

Howard Career Stats

Year	G-S	Snaps	Car	Yds	Avg	TD	LG	Rec	Yds	TD
2011	12-2	149	41	230	5.6	1	37	2	2	0



ADAM HUMPHRIES

WR • 6-0 • 190 • So. • 1VL
Spartanburg, SC
Dorman HS

16 One of the most reliable wide receivers on the team...has served as the backup to Sammy Watkins...one of five Dorman High School alumni on the 2012 team.

2011: Had 15 receptions for 130 yards along with seven yards on two carries in 258 snaps over 14 games (two starts)...had a seven-yard reception in his first career game and start against Troy on Sept. 3...had a six-yard reception against #11 Florida State on Sept. 24... had two receptions for 13 yards and a four-yard rush against Boston College on Oct. 8...had two receptions for 20 yards at Maryland on Oct. 15...had a three-yard rush against North Carolina on Oct. 22... had three receptions for 24 yards, including an eight-yard catch that preceded Chandler Catanzaro's game-winning 43-yard field goal, against Wake Forest on Nov. 12...had four receptions for 48 yards at N.C. State on Nov. 19...had two receptions for 12 yards against #22 West Virginia in the Orange Bowl on Jan. 4.

Before Clemson: Played running back, tailback, quarterback, wide receiver, safety, and cornerback in addition to being a kick returner over his four-year career at Dorman High School...helped his team to a 14-1 record and the state championship game as a senior... his team had a 47-5 record in his four years at Dorman High School... totaled 17 receptions for 329 yards and four touchdowns as a senior... had 34 carries for 178 yards and 11 touchdowns, giving him 15 total touchdowns, and added seven kickoff returns for 155 yards during his senior season...had 32 tackles, nine pass breakups, and three interceptions...had 30 tackles, four tackles for loss, and three interceptions as a junior...averaged 15.5 yards per catch and had a touchdown on a punt return...played in the Shrine Bowl...#19 player in South Carolina according to **SuperPrep**...teammate of Charone Peake at Dorman High School...Big 16 Back-of-the-Year for the Upstate...**Hometown News** Player-of-the-Year...starter on the Dorman High basketball team...coached by David Gutshall at Dorman High...recruited by Jeff Scott.

Personal: Majoring in community recreation, sport, & camp management...born June 24, 1993.



- OVERVIEW
- COACHES
- UNIVERSITY
- TRADITIONS
- PLAYERS
- REVIEW
- OPPONENTS
- RECORDS

VETERAN BIOS

Humphries 2011 Game-By-Game Stats

Date	Opponent	Snaps	Rec	Yds	Avg	TD	LG	Car	Yds	TD
9-3	Troy	*13	1	7	7.0	0	7	0	0	0
9-10	Wofford	19	0	0	---	0	---	0	0	0
9-17	Auburn	14	0	0	---	0	---	0	0	0
9-24	Florida State	15	1	6	6.0	0	6	0	0	0
10-1	at Virginia Tech	11	0	0	---	0	---	0	0	0
10-8	Boston College	20	2	13	6.5	0	8	1	4	0
10-15	at Maryland	13	2	20	10.0	0	11	0	0	0
10-22	North Carolina	24	0	0	---	0	---	1	3	0
10-29	at Georgia Tech	15	0	0	---	0	---	0	0	0
11-12	Wake Forest	44	3	24	8.0	0	8	0	0	0
11-19	at N.C. State	*42	4	48	12.0	0	18	0	0	0
11-26	at South Carolina	6	0	0	---	0	---	0	0	0
12-3	Virginia Tech	8	0	0	---	0	---	0	0	0
1-4	West Virginia	14	2	12	6.0	0	9	0	0	0
Totals		258	15	130	8.7	0	18	2	7	0

* - start

Humphries Career Stats

Year	G-S	Snaps	Rec	Yds	Avg	TD	LG	Car	Yds	TD	PR
2011	14-2	258	15	130	8.7	0	18	2	7	0	0-0



GRADY JARRETT

DT • 6-0 • 295 • So. • 1VL
Conyers, GA
Rockdale County HS

Was a third-string defensive tackle most of the 2011 season...will compete for a starting spot on the defensive line in 2012...had a game-tying high two sacks in the 2012 Spring Game.

2011: Had two tackles in 61 snaps over nine games...played 15 snaps in his first career game against Troy on Sept. 3...had one tackle in four snaps at #10 Virginia Tech on Oct. 1...had one tackle in 10 snaps against North Carolina on Oct. 22.

Before Clemson: Played in the North-South All-Star game in Georgia and Florida Maxx Scout All-Star Bowl; in the two games combined, he had 17 tackles, seven tackles for loss, 3.5 sacks, and three caused fumbles...two-time all-state selection at Rockdale County High School...#41 defensive tackle in the nation by Scout.com...three-time all-regional selection on defense and second-team all-region on offense as a senior...three-time selection as the team's top defensive player...four-year starter on both sides of the ball...had 101 tackles, 31.5 tackles for loss, and nine sacks as a senior...had 198 tackles, 63 tackles for loss, and 27.5 sacks over his last two years...member of the school's wrestling team; he was fourth in the state as a junior; won the state heavyweight title as a senior...won the state title in the shotput as a senior...Rockdale County High School Athlete-of-the-Year as a senior...honored by the Superintendent Office and the County Board of Commissioners...coached by Michael Ethridge at Rockdale County High...recruited by Dan Brooks and Kevin Steale.

Personal: Majoring in pre-business...born Apr. 28, 1993.

Jarrett 2011 Game-By-Game Stats

Date	Opponent	Snaps	Hit	Ast	Tot	TFL	Sacks	QP
9-3	Troy	15	0	0	0	0	0	0
9-10	Wofford	2	0	0	0	0	0	0
9-17	Auburn					DNP		
9-24	Florida State					DNP		
10-1	at Virginia Tech	4	1	0	1			
10-8	Boston College	3	0	0	0			
10-15	at Maryland					DNP		
10-22	North Carolina	10	0	1	1			
10-29	at Georgia Tech					DNP		
11-12	Wake Forest					DNP		
11-19	at N.C. State	5	0	0	0			
11-26	at South Carolina	1	0	0	0			
12-3	Virginia Tech	12	0	0	0			1
1-4	West Virginia	9	0	0	0			0
Totals		61	1	1	2	0-0	0-0	1

Jarrett Career Stats

Year	G-S	Snaps	Hit	Ast	Tot	TFL	Sacks	Int	QP	PBU	CF-RR
2011	9-0	61	1	1	2	0-0	0-0	0-0	1	0	0-0



MARTIN JENKINS

CB • 5-9 • 175 • Jr. • 2VL
Roswell, GA
Centennial HS

Versatile player who has played on defense as a cornerback and nickel back...has 36 tackles, one tackle for loss, and seven pass breakups in 366 snaps over 25 games (three starts).

2011: Had 27 tackles, one tackle for loss, and six pass breakups in 304 snaps over 14 games (three starts)...had two tackles in eight snaps at #10 Virginia Tech on Oct. 1...had one tackle in 13 snaps against Boston College on Oct. 8...had three tackles and two pass breakups in 60 snaps at Maryland on Oct. 15...had four tackles and a team-high two pass breakups in 51 snaps against Wake Forest on Nov. 12...had three tackles, a tackle for loss, and pass breakup in 25 snaps in his first career start at N.C. State on Nov. 19...had five tackles in 44 snaps at #13 South Carolina on Nov. 26...had five tackles and a pass breakup in 44 snaps against #3 Virginia Tech in the ACC Championship game on Dec. 3...had three tackles in 47 snaps against #22 West Virginia in the Orange Bowl on Jan. 4.

2010: Had nine tackles and a pass breakup in 62 snaps over 11 games...played in four games on defense and contributed on special teams...had a tackle in his first career game against North Texas...had three tackles in 30 snaps against Presbyterian College...had a tackle in 12 snaps against Maryland...had three tackles and a pass breakup in 11 snaps at Wake Forest.

Before Clemson: Rated as the #93 cornerback in the nation by Scout.com...#38 cornerback in the nation by ESPN.com...All-South-east Region pick by PrepStars...arguably the fastest player to sign with Clemson in 2010 scored 12 touchdowns in five different ways as a senior; he had three on interception returns, two on punt returns, one on a kickoff return, three receiving, and three rushing... had 750 rushing yards and 450 yards in returns as a junior...finished fourth in the state at the AAAAA level in the 100m and 200m, but had a terrific senior track season...won state title in the 100m dash as a senior, posting a solid time of 10.59 in the AAAAA final...had career-best time of 21.43 in the 200m and was AAAAA runner-up as a senior...coached by Jeff Measor at Roswell High School...recruited by Charlie Harbison and Kevin Steele...chose Clemson over Syracuse.

Personal: His father, Lee, was a standout cornerback at Tennessee and then played for a year with the New York Giants; his career overlapped with the playing career of former Tiger Defensive Coordinator Kevin Steele at Tennessee; Steele was then on the coaching staff during Jenkins' senior year...member of the ACC Academic Honor Roll in 2010-11...majoring in sociology...born Feb. 14, 1992.

M. Jenkins 2010 Game-By-Game Stats

Date	Opponent	Snaps	Hit	Ast	Tot	TFL	Int	PBU
9-4	North Texas	9	1	0	1			
9-11	Presbyterian College	30	3	0	3			
9-18	at Auburn	0	0	0	0			
10-2	Miami (FL)	0	0	0	0			
10-9	at North Carolina					DNP		
10-16	Maryland	12	1	0	1			
10-23	Georgia Tech	0	0	1	1			
10-30	at Boston College					DNP		
11-6	N.C. State	0	0	0	0			
11-13	at Florida State	0	0	0	0			
11-20	at Wake Forest	11	3	0	3			1
11-27	South Carolina	0	0	0	0			
12-31	South Florida	0	0	0	0			
Totals		62	8	1	9	0-0	0-0	1

M. Jenkins 2011 Game-By-Game Stats

Date	Opponent	Snaps	Hit	Ast	Tot	TFL	Int	PBU
9-3	Troy	5	1	0	1			
9-10	Wofford	3	0	0	0			
9-17	Auburn	0	0	0	0			
9-24	Florida State	0	0	0	0			
10-1	at Virginia Tech	8	1	1	2			
10-8	Boston College	13	1	0	1			
10-15	at Maryland	60	2	1	3			2
10-22	North Carolina	4	0	0	0			
10-29	at Georgia Tech	0	0	0	0			
11-12	Wake Forest	51	3	1	4			2
11-19	at N.C. State	*25	3	0	3	1-2		1
11-26	at South Carolina	*44	3	2	5			
12-3	Virginia Tech	44	2	3	5			1
1-4	West Virginia	*47	1	2	3			
Totals		304	17	10	27	1-2	0-0	6

* - start

M. Jenkins Career Stats

Year	G-S	Snaps	Hit	Ast	Tot	TFL	Sacks	Int	QP	PBU	CF-RR
2010	11-0	62	8	1	9	0-0	0-0	0-0	1	0	0-0
2011	14-3	304	17	10	27	1-2	0-0	0-0	1	6	0-0
Totals	25-3	366	25	11	36	1-2	0-0	0-0	1	7	0-0



AMMON LAKIP

PK • 5-10 • 185 • *Fr. • RS
Johns Creek, GA
Chattahoochee HS

Red-shirt freshman who will compete for the second-string spot at place-kicker behind Chandler Catanzaro.

2011: Red-shirted.

Before Clemson: First visited Clemson as a soccer recruit in the spring of 2010...made 14-20 field goals as a senior at Chattahoochee

High School...averaged 40 yards per punt and 80 percent of his kickoffs went for touchbacks...kicked a 50-yard field goal in the state championship game and also kicked a 51-yarder...made a 27-yard field goal as time expired to give his team a victory in the semifinals...#7 placekicker in the nation according to Rivals.com...#8 placekicker in the nation according to Scout.com...#12 placekicker in the nation according to ESPN.com...attended the same high school as former Tiger two-sport athlete Mark Buchholz, who set the school record for consecutive extra points (88) in 2007 and 2008; it is also the alma mater of former Clemson quarterback Charlie Whitehurst (2002-05)...coached by Terry Crowder at Chattahoochee High...recruited by Jeff Scott.

Personal: Majoring in pre-business...born July 23, 1993.



ERIC MAC LAIN

TE • 6-4 • 265 • *Fr. • RS
Hope Mills, NC
Jack Britt HS

Red-shirt freshman who will compete for a starting spot at tight end...has the size to be an outstanding run blocker and the hands to be an effective pass catcher...one of the most highly-rated tight ends to ever sign with the Tigers.

2011: Red-shirted.

Before Clemson: Rated as the #59 player in the nation and #6 tight end according to Rivals.com...played in the Shrine Bowl and the Offense-Defense All-American Bowl...one of the top-250 players in the nation and #9 tight end according to Scout.com...#6 tight end in the nation according to SuperPrep...had 26 receptions for 393 yards and six scores as a senior at Jack Britt High School...had 42 catches for 575 yards and eight scores in his career...a big reason his team rushed for 12,000 yards over the last three years...had 93 solo tackles, eight sacks, four caused fumbles, four recovered fumbles, and one interception in his career...punted 70 times for a 45-yard average...first-team all-conference pick for four seasons and a first-team all-region selection during his junior and senior seasons...all-state according to North Carolina Preps and a four-year all-conference selection...three-year All-Cape Fear Valley Region member...named a Badger Sports Preseason All-American...helped his school to a 50-8 record as a four-year starter, the best four-year record in school history...played on two conference, two Eastern Regional, and two state runnerup teams...sophomore All-American according to MaxPreps.com...most valuable wide receiver as a junior and team MVP during his senior season...four-year letterman on the basketball squad...played on two conference, two sectional, and two Eastern Regional championship basketball teams...outstanding student who is in the National Honor Society...coached by Richard Bailey at Jack Britt High...recruited by Dan Brooks.

Personal: Majoring in health science...born Mar. 6, 1993.



JEROME MAYBANK

DT • 6-4 • 345 • *Fr. • RS
Pawleys Island, SC
Waccamaw HS

Red-shirt freshman who will compete for playing time on the defensive line in 2012...has the size at 6'4" and 345 pounds to make an impact on the defensive line during the 2012 season.

2011: Red-shirted.

Before Clemson: Rated as the #25 player in South Carolina according to SuperPrep...played in the Offense-Defense All-America game after his senior season at Waccamaw High School...earned four letters in football and also lettered in basketball and track during his career...three-time all-regional selection...three-time Toast-of-the-Coast team member according to Myrtle Beach Sun News...member of the WPDE All-Zone team as a junior and senior...two-time team offensive lineman-of-the-year...two-time all-state selection as an offensive lineman according to High School Sports Report...registered 36 tackles, three sacks, and graded 80 percent for the season as an offensive lineman...coached by Tyrone Davis at Waccamaw High...recruited by Danny Pearnan.

Personal: Majoring in philosophy...born Dec. 6, 1992.



- OVERVIEW
- COACHES
- UNIVERSITY
- TRADITIONS
- PLAYERS
- REVIEW
- OPPONENTS
- RECORDS

VETERAN BIOS



RODERICK McDOWELL

RB • 5-9 • 190 • *Jr. • 2VL
Sumter, SC
Sumter HS

25

Quick and athletic running back who has been a reserve most of his career...will compete for the backup role behind Andre Ellington in 2012...

has 224 yards on 46 carries and two touchdowns along with two receptions for three yards in 103 snaps over 20 games in his career.

2011: Had 63 yards on 14 carries and one touchdown along with one reception in 44 snaps over 13 games...had six yards on two carries against #11 Florida State on Sept. 24...had a five-yard rush and one reception for -1 yards against Boston College on Oct. 8...had 17 yards on three carries against North Carolina on Oct. 22.

2010: Had 161 yards on 32 carries (5.0 yard per carry) and a touchdown in 59 snaps over seven games...third-leading rusher on the team...saw more action in the second half of the season when Andre Ellington was injured...had 86 yards on nine carries and a touchdown against Presbyterian College...had 26 yards on eight carries at Wake Forest...had a 39-yard run against #17 South Carolina.

2009: Red-shirted.

Before Clemson: Rated as the #25 running back in nation by ESPN.com...#4 running back in the nation by Rivals.com...member of the Rivals.com 250...#6 player in South Carolina by Rivals.com...#48 running back in the nation by Scout.com...#22 running back in the nation by SuperPrep...#7 player in South Carolina by SuperPrep...#38 player in the ACC by Athlon...member of the All-America Top-250 team by PrepStar...had 1,892 rushing yards and 23 touchdowns as a senior...had 1,399 yards on 158 carries and 28 total touchdowns as a junior...Shrine Bowl participant...coached by Paul Sorrells at Sumter High School...recruited by André Powell...chose Clemson over Florida, Kentucky, and South Carolina.

Personal: Majoring in sociology...born Feb. 7, 1990.

McDowell 2010 Game-By-Game Stats

Date	Opponent	Snaps	Car	Yds	Avg	TD	Rec	Yds	TD
9-4	North Texas	6	2	5	2.5	0	0	0	0
9-11	Presbyterian College	20	9	86	9.6	1	0	0	0
9-18	at Auburn								
10-2	Miami (FL)								
10-9	at North Carolina								
10-16	Maryland	8	6	-1	-0.2	0	0	0	0
10-23	Georgia Tech								
10-30	at Boston College								
11-6	N.C. State	5	3	5	1.7	0	0	0	0
11-13	at Florida State	8	3	1	0.3	0	0	0	0
11-20	at Wake Forest	8	8	26	3.3	0	0	0	0
11-27	South Carolina	4	1	39	39.0	0	1	4	0
12-31	South Florida								
Totals		59	32	161	5.0	1	1	4	0

McDowell 2011 Game-By-Game Stats

Date	Opponent	Snaps	Car	Yds	Avg	TD	Rec	Yds	TD
9-3	Troy	2	0	0	---	0	0	0	0
9-10	Wofford	5	1	1	1.0	0	0	0	0
9-17	Auburn	0	0	0	---	0	0	0	0
9-24	Florida State	4	2	6	3.0	0	0	0	0
10-1	at Virginia Tech	0	0	0	---	0	0	0	0
10-8	Boston College	3	1	5	5.0	0	1	-1	0
10-15	at Maryland	0	0	0	---	0	0	0	0
10-22	North Carolina	14	3	17	5.7	0	0	0	0
10-29	at Georgia Tech	4	0	0	---	0	0	0	0
11-12	Wake Forest	1	0	0	---	0	0	0	0
11-19	at N.C. State								
11-26	at South Carolina	1	0	0	---	0	0	0	0
12-3	Virginia Tech	4	3	0	0.0	0	0	0	0
1-4	West Virginia	6	4	34	8.5	1	0	0	0
Totals		44	14	63	4.5	1	1	-1	0

McDowell Career Stats

Year	G-S	Snaps	Car	Yds	Avg	TD	LG	Rec	Yds	TD
2010	7-0	59	32	161	5.0	1	39	1	4	0
2011	13-0	44	14	63	4.5	1	14	1	-1	0
Totals	20-0	103	46	224	4.9	2	39	2	3	0



TONY McNEAL

QB • 6-0 • 195 • *Fr. • RS
Chester, SC
Chester Senior HS

12

Suffered a torn ACL on the last play of the 2012 Spring Game and will miss the entire 2012 season...one of two Chester Senior High School alums on

the 2012 team.

2011: Red-shirted...enrolled in January.

Before Clemson: Rated as the #9 quarterback in the nation and #9 player in South Carolina by Rivals.com...#13 player in South Carolina by SuperPrep...#14 quarterback in the nation by ESPN.com...#30 quarterback in the nation by Scout.com...passed for 2,486 yards and 25 touchdowns against just four interceptions as a senior at Chester Senior High School...chosen for the North-South All-Star game in Myrtle Beach, SC...had a strong senior season after an injury-plagued junior year...played basketball and baseball for Chester Senior High School until his junior season...all-state quarterback as a sophomore...first-team all-area for three consecutive years...coached by Maurice Flowers at Chester Senior High...recruited by Jeff Scott.

Personal: Majoring in pre-business...born Nov. 20, 1992.



JONATHAN MEEKS

S • 6-1 • 210 • Sr. • 3VL
Rock Hill, SC
Rock Hill HS

5

Slated to be a starter in Clemson's veteran secondary in 2012...has 95 tackles, one tackle for loss, five interceptions for 118 yards, four quarterback pressures, eight pass breakups, and two recovered fumbles in 1,054 snaps over 37 games (11 starts) in his career...had two interceptions for 49 yards in the 2012 Spring Game.

2011: Had 61 tackles, one tackle for loss, a team-high three interceptions for 58 yards, four quarterback pressures, eight pass breakups, and two recovered fumbles in 744 snaps over 14 games (10 starts)...had seven tackles, a team-high two pass breakups, and a recovered fumble in 68 snaps against Troy on Sept. 3...had seven tackles in 68 snaps against Wofford on Sept. 10...had a team-high seven tackles in 63 snaps against #19 Auburn on Sept. 17...had four tackles, a pass breakup, and a three-yard fumble return in 54 snaps at #10 Virginia Tech on Oct. 1...had six tackles and an interception in 58 snaps against Boston College on Oct. 8...had three tackles, a tackle for loss, pass breakup, and quarterback pressure in 79 snaps at Maryland on Oct. 15...had two tackles, a 17-yard interception return, and pass breakup in 51 snaps against North Carolina on Oct. 22...had four tackles, including a team-high three on special teams, in 16 snaps against Wake Forest on Nov. 12...had six tackles and a 41-yard interception return in 43 snaps against #3 Virginia Tech in the ACC Championship game on Dec. 3...had a team-tying-high eight tackles in 80 snaps against #22 West Virginia in the Orange Bowl on Jan. 4.

2010: Had 28 tackles, an interception, and two pass breakups in 256 snaps over 13 games (one start)...had an interception for 43 yards in 37 snaps against Presbyterian College...played only on special teams at #15 Auburn and against #16 Miami (FL)...team special teams player-of-the-game by the coaches against #16 Miami (FL)...played three snaps at North Carolina...had six tackles and two pass breakups in 41 snaps in a start against Georgia Tech...had six tackles at Boston College...had two tackles in 26 snaps against #23 N.C. State...had two tackles in 21 snaps at Florida State...had three tackles in 23 snaps against South Florida.

2009: Played as a reserve defensive back in 10 games; he played 54 defensive snaps...also saw action on special teams...had a 17-yard interception in his third game, it came in a win over Boston College...another reason the Tigers held the Eagles to just 54 yards of total offense that day...also had a pass breakup in that game...had two tackles in 11 snaps against Coastal Carolina...had two tackles in 20 plays of action at N.C. State.

Before Clemson: Rated as the #18 prep school player in the nation by Rivals.com...All-Atlantic Region member by PrepStar...played quarterback and free safety as a senior at Rock Hill High...had 896 rushing yards and 14 touchdowns...had 612 passing yards and seven touchdowns...had 69 tackles, including 41 first hits, and two interceptions...played at the same high school as current NFL player Chris Hope...coached by Robert Prunty at Hargrave Military Academy and Joe Montgomery at Rock Hill High...recruited by Billy Napier...chose Clemson over Florida, Kansas, North Carolina, N.C. State, Penn State, South Carolina, Tennessee, and Virginia Tech.

Personal: Majoring in sociology...born Nov. 8, 1989.

Meeks 2009 Game-By-Game Stats

Date	Opponent	Snaps	Hit	Ast	Tot	TFL	Int	PBU
9-5	Middle Tennessee	12	1	0	1			
9-10	at Georgia Tech	0	0	0	0			
9-19	Boston College	6	0	0	0		1-17	1
9-26	TCU	0	0	0	0			
10-3	at Maryland	0	0	0	0			
10-17	Wake Forest	5	1	0	1			
10-24	at Miami (FL)	0	0	0	0			
10-31	Coastal Carolina	11	1	1	2			
11-7	Florida State						DNP	
11-14	at N.C. State	20	2	0	2			
11-21	Virginia						DNP	
11-28	at North Carolina	0	0	0	0			
12-5	Georgia Tech						DNP	
12-27	Kentucky						DNP	
Totals		54	5	1	6	0-0	1-17	1

Meeks 2010 Game-By-Game Stats

Date	Opponent	Snaps	Hit	Ast	Tot	TFL	Int	PBU
9-4	North Texas	6	1	0	1			
9-11	Presbyterian College	37	2	1	3		1-43	
9-18	at Auburn	0	0	0	0			
10-2	Miami (FL)	0	2	0	2			
10-9	at North Carolina	3	0	0	0			
10-16	Maryland	22	1	1	2			
10-23	Georgia Tech	*41	6	0	6			2
10-30	at Boston College	24	4	2	6			
11-6	N.C. State	26	1	1	2			
11-13	at Florida State	21	1	1	2			
11-20	at Wake Forest	19	0	0	0			
11-27	South Carolina	34	0	1	1			
12-31	South Florida	23	1	2	3			
Totals		256	19	9	28	0-0	1-43	2

* - start

Meeks 2011 Game-By-Game Stats

Date	Opponent	Snaps	Hit	Ast	Tot	TFL	Int	PBU
9-3	Troy	*68	5	2	7			
9-10	Wofford	*68	6	1	7			
9-17	Auburn	*63	7	0	7			
9-24	Florida State	*55	1	1	2			
10-1	at Virginia Tech	*54	3	1	4			1
10-8	Boston College	*58	3	3	6		1-0	
10-15	at Maryland	*79	3	0	3	1-1		1
10-22	North Carolina	*51	2	0	2		1-17	1
10-29	at Georgia Tech	11	0	0	0			
11-12	Wake Forest	16	3	1	4			
11-19	at N.C. State	44	2	0	2			
11-26	at South Carolina	54	3	0	3			
12-3	Virginia Tech	*43	5	1	6		1-41	
1-4	West Virginia	*80	2	6	8			
Totals		744	45	16	61	1-1	3-58	5

* - start; Note: Had a recovered fumble against Troy; had a three-yard fumble return at Virginia Tech.

Meeks Career Stats

Year	G-S	Snaps	Hit	Ast	Tot	TFL	Sacks	Int	QP	PBU	CF-FF
2009	10-0	54	5	1	6	0-0	0	1-17	0	1	0-0
2010	13-1	256	19	9	28	0-0	0	1-43	0	2	0-0
2011	14-10	744	45	16	61	1-1	0	3-58	4	5	0-2
Totals	37-11	1054	69	26	95	1-1	0-0	5-118	4	8	0-2



JONATHAN MEEKS



- OVERVIEW
- COACHES
- UNIVERSITY
- TRADITIONS
- PLAYERS
- REVIEW
- OPPONENTS
- RECORDS

VETERAN BIOS



RYAN NORTON

C • 6-3 • 265 • *Fr. • RS
Simpsonville, SC
Mauldin HS

Red-shirt freshman who will compete for the backup role at center.
2011: Red-shirted.

58 center in the nation by [ESPN.com](#) and [Rivals.com](#)...#18 center in the nation by [Scout.com](#)...#21 overall player in South Carolina by [SuperPrep](#)...played as an offensive guard in the Shrine Bowl...all-state, all-region, and all-county as a senior...Big 16 Upperstate Lineman-of-the-Year as a senior...had an average grade in the 90s as a senior at Mauldin High School...all-state, all-region, and all-county selection in the discus...all-region and all-county pick in the shotput...coached by Doug Shaw at Mauldin High...recruited by Danny Pearman.

Personal: Major is undeclared...born Nov. 30, 1992.



JUSTIN PARKER

LB • 6-1 • 225 • Jr. • 2VL
Port Royal, SC
Beaufort HS

Will compete for a starting linebacker spot in 2012...has 19 tackles in 90 snaps over 23 games in his career.

8 **2011:** Had 10 tackles in 33 snaps over 14 games...had seven special teams tackles...had three tackles in 12 snaps against Wofford on Sept. 10...had one tackle in seven snaps against North Carolina on Oct. 22...had one tackle in four snaps against #3 Virginia Tech in the ACC Championship game on Dec. 3.

2010: Had nine tackles in 57 snaps over 10 games...had two tackles in nine snaps against North Texas...had a team-high six tackles in 18 snaps against Presbyterian College.

Before Clemson: Rated as the #13 player in South Carolina by [Rivals.com](#)...#13 middle linebacker in the nation by [Scout.com](#)...#7 inside linebacker in the nation by [ESPN.com](#)...#11 player in South Carolina by [SuperPrep](#)...first-team all-state by [The State](#) and [High School Sports Report](#)...had 140 tackles, 12 tackles for loss, and seven sacks...played in the Shrine Bowl and the Offense-Defense All American Bowl...[PrepStar](#) preseason All-American...#12 player in South Carolina by [Charlotte Observer](#)...had 97 tackles as a junior and seven interceptions as a sophomore...coached by former Clemson tight end Mark Clifford at Beaufort High...recruited by Dan Brooks...chose Clemson over Louisiana State and South Carolina.

Personal: Majoring in sociology...born Mar. 3, 1991.

Parker 2010 Game-By-Game Stats

Date	Opponent	Snaps	Hit	Ast	Tot	TFL	Sacks	Int
9-4	North Texas	9	1	1	2			
9-11	Presbyterian College	18	3	3	6			
9-18	at Auburn							DNP
10-2	Miami (FL)	0	0	0	0			
10-9	at North Carolina	0	0	1	1			
10-16	Maryland	12	0	0	0			
10-23	Georgia Tech	0	0	0	0			
10-30	at Boston College	0	0	0	0			
11-6	N.C. State							DNP
11-13	at Florida State							DNP
11-20	at Wake Forest	17	0	0	0			
11-27	South Carolina							DNP
12-31	South Florida	1	0	0	0			
Totals		57	4	5	9	0-0	0-0	0-0

Parker 2011 Game-By-Game Stats

Date	Opponent	Snaps	Hit	Ast	Tot	TFL	Sacks	Int
9-3	Troy	4	0	1	1			
9-10	Wofford	12	2	1	3			
9-17	Auburn	0	0	0	0			
9-24	Florida State	0	0	0	0			
10-1	at Virginia Tech	0	0	0	0			
10-8	Boston College	0	1	1	2			
10-15	at Maryland	0	0	2	2			
10-22	North Carolina	7	1	0	1			
10-29	at Georgia Tech	0	0	0	0			
11-12	Wake Forest	0	0	0	0			
11-19	at N.C. State	0	0	0	0			
11-26	at South Carolina	6	0	0	0			
12-3	Virginia Tech	4	1	0	1			
1-4	West Virginia	0	0	0	0			
Totals		33	5	5	10	0-0	0-0	0-0

Parker Career Stats

Year	G-S	Snaps	Hit	Ast	Tot	TFL	Sacks	Int	QB	PBU	CF-RF
2010	9-0	57	4	5	9	0-0	0-0	0-0	0	0	0
2011	14-0	33	5	5	10	0-0	0-0	0-0	0	0	0
Totals	23-0	90	9	10	19	0-0	0-0	0-0	0	0	0



CHARONE PEAKE

WR • 6-3 • 205 • So. • 1VL
Moore, SC
Dorman HS

Wide receiver who has the ability to be a standout in 2012...his opportunities were limited in 2011 with the emergence of Sammy Watkins.

19 **2011:** Had four receptions for 71 yards and two kickoff returns for 22 yards in 245 snaps over 14 games...played 13 snaps in his first career game against Troy on Sept. 3...had two receptions for 41 yards against #19 Auburn on Sept. 17; his first career reception (for 17 yards) came on a pivotal third-down play with Clemson trailing 21-7 in the second quarter...had a 13-yard reception at Maryland on Oct. 15...had a 13-yard kickoff return against North Carolina on Oct. 22...had a nine-yard kickoff return at N.C. State on Nov. 19...had a 17-yard reception against #3 Virginia Tech in the ACC Championship game on Dec. 3.

Before Clemson: Rated among the top-100 players in the nation by every service...played in the U.S. Army All-American game and Shrine Bowl...[USA Today](#) Second-Team All-American...#14 player in the nation by [ESPN.com](#)...#50 player in the nation by [247Sports.com](#)...#63 player in the nation by [MaxPreps.com](#)...#66 player in the nation by [Sporting News](#)...#73 player in the nation by [Scout.com](#)...#83 player in the nation by [Rivals.com](#)...#2 wide receiver in the nation by [ESPN.com](#)...#4 wide receiver in the nation by [Scout.com](#)...#9 wide receiver in the nation by [247Sports.com](#)...#11 wide receiver in the nation by [Rivals.com](#)...#3 player in South Carolina by [Rivals.com](#)...#8 wide receiver in the nation and #4 player in South Carolina by [SuperPrep](#)...finalist for Mr. Football in South Carolina...helped Dorman High School to the state championship game...had 65 receptions for 1,053 yards and nine touchdowns as a senior...had 18 carries for 120 yards as a senior...region Male Student-Athlete-of-the-Year as a senior...had 52 catches for 881 yards and nine scores as a junior...had 41 carries for 319 yards and three scores as a junior...had 19 catches for 300 yards as a sophomore, but was used extensively as a running back that season and had 582 yards on 36 carries with five touchdowns...had 24 catches for 530 yards and seven touchdowns as a freshman...had 160 catches for 2,764 yards and 28 receiving touchdowns in his career...had 95 carries for 1,021 yards and eight rushing touchdowns in his career...helped his team to a 41-3 record over his last three years (13-1 as a sophomore, 14-1 as a junior, 14-1 as a senior)...won two prestigious summer camp awards; he was the MVP of the 2009 Nashville 7-on-7 competition and MVP of the 2010 Hoover Select 7-on-7 camp...starter on the Dorman High basketball team...teammate of Adam Humphries at Dorman High School...coached by David Gutshall at Dorman High...recruited by Jeff Scott.

Personal: Majoring in pre-business...born Oct. 16, 1992.

Peake 2011 Game-By-Game Stats

Date	Opponent	Snaps	Rec	Yds	Avg	TD	LG	Rush	KOR
9-3	Troy	13	0	0	---	---	---	0-0	
9-10	Wofford	18	0	0	---	---	---	0-0	
9-17	Auburn	29	2	41	20.5	0	24	0-0	
9-24	Florida State	16	0	0	---	---	---	0-0	
10-1	at Virginia Tech	12	0	0	---	---	---	0-0	
10-8	Boston College	27	0	0	---	---	---	1-13	
10-15	at Maryland	14	1	13	13.0	0	13	0-0	
10-22	North Carolina	26	0	0	---	---	---	0-0	1-13
10-29	at Georgia Tech	6	0	0	---	---	---	0-0	
11-12	Wake Forest	13	0	0	---	---	---	0-0	
11-19	at N.C. State	20	0	0	---	---	---	0-0	1-9
11-26	at South Carolina	6	0	0	---	---	---	0-0	
12-3	Virginia Tech	13	1	17	17.0	0	17	0-0	
1-4	West Virginia	32	0	0	---	---	---	0-0	
Totals		245	4	71	17.8	0	24	1-13	2-22

Peake Career Stats

Year	G-S	Snaps	Rec	Yds	Avg	TD	LG	Car	Yds	TD	KOR
2011	14-0	245	4	71	17.8	0	24	1	-13	0	2-22



GARRY PETERS

DB • 5-11 • 190 • *So. • 1VL
Conyers, GA
Heritage HS

Has seen most of his action on special teams...will compete for playing time in the secondary in 2012.

26 **2011:** Had six tackles (all on special teams) in 12 snaps over 11 games...played three snaps in his first career game against Troy on Sept. 3...had one tackle in four snaps at #10 Virginia Tech on Oct. 1...had two special teams tackles at Maryland on Oct. 15...had a special teams tackle and recovered fumble

against North Carolina on Oct. 22...had a special teams tackle against Wake Forest on Nov. 12...had one tackle in four snaps against #3 Virginia Tech in the ACC Championship game on Dec. 3.

2010: Red-shirted.

Before Clemson: Member of the [ESPN](#) 150...#20 cornerback in the nation and #27 player in Georgia by [Rivals.com](#)...#55 cornerback in the nation and #43 player in Georgia by [Scout.com](#)...#10 athlete in the nation by [ESPN.com](#)...#123 player in the [ESPN](#) 150...top 250 player by [Rivals.com](#)...[PrepStar](#) preseason All-American...played quarterback and defensive back at Heritage High School...#12 player in Georgia by [SuperPrep](#)...#36 defensive back in the nation by [SuperPrep](#)...had 20 catches for 361 yards and five scores as a senior...missed four games with a sprained ankle as a senior, but still had 50 tackles, two interceptions, two blocked field goals, a touchdown on a punt return, and a score on a fumble return...had six carries for 146 yards and two scores...had two interceptions and nine kickoff returns for 217 yards...averaged a double-double on the hardwood as a junior...coached by Chad Frazier at Heritage High School...recruited by Chris Rumph...chose Clemson over Alabama, Florida State, South Carolina, and Tennessee.

Personal: Majoring in sociology...born Nov. 26, 1991.

Peters 2011 Game-By-Game Stats

Date	Opponent	Snaps	Hit	Ast	Tot	TFL	Int	PBU
9-3	Troy	3	0	0	0			
9-10	Wofford							DNP
9-17	Auburn							DNP
9-24	Florida State							DNP
10-1	at Virginia Tech	4	1	0	1			
10-8	Boston College	0	0	0	0			
10-15	at Maryland	0	2	0	2			
10-22	North Carolina	1	0	1	1			
10-29	at Georgia Tech	0	0	0	0			
11-12	Wake Forest	0	1	0	1			
11-19	at N.C. State	0	0	0	0			
11-26	at South Carolina	0	0	0	0			
12-3	Virginia Tech	4	0	1	1			
1-4	West Virginia	0	0	0	0			
Totals		12	4	2	6	0-0	0-0	0

* - start; Note: Had a recovered fumble against North Carolina.

Peters Career Stats

Year	G-S	Snaps	Hit	Ast	Tot	TFL	Sacks	Int	QB	PBU	CF-RF
2011	11-0	12	4	2	6	0-0	0-0	0	0	0	0-1



SPENCER REGION

Og • 6-4 • 370 • *Fr. • RS
Cullman, AL
Cullman HS

Red-shirt freshman who will compete for playing time in 2012.

2011: Red-shirted.

Before Clemson: Highest rated of Clemson's offensive linemen signees...#149 player in the nation by [ESPN.com](#)...#9 offensive guard in the nation by [ESPN.com](#)...#19 offensive guard in the nation by [Scout.com](#)...#23 offensive guard in the nation by [Rivals.com](#)...#20 offensive tackle in the nation by [MaxPreps.com](#)...#98 player in the nation in the preseason by [MaxPreps.com](#)...played in the Under Armour All-American game...first-team all-state at the AAAAA level at Cullman High School...#31 offensive lineman in the nation by [SuperPrep](#)...All-Region Impact Lineman-of-the-Year as a senior...had six tackles for loss and three sacks as a senior...all-state in track & field as a senior...coached by Mark Britton at Cullman High...recruited by Charlie Harbison.

Personal: Majoring in philosophy...born Oct. 2, 1992.



MORGAN ROBERTS

QB • 6-2 • 200 • *Fr. • RS
Charlotte, NC
Charlotte Country Day School

Red-shirt freshman who will compete for playing time in 2012...was 14-24 passing for 149 yards and one touch-down along with 35 yards on six car-

ries in the 2012 Spring Game.

2011: Red-shirted.

Before Clemson: Led Charlotte Country Day School to the state championship at the private school level; he gained 318 total yards and accounted for five touchdowns in a win over Charlotte Latin School...led his team to a 10-2 record by throwing for nearly 2,000 yards and 23 touchdowns...had 700 rushing yards and 14 scores...all-state and all-conference selection as a junior and senior...played in the



- OVERVIEW
- COACHES
- UNIVERSITY
- TRADITIONS
- PLAYERS
- REVIEW
- OPPONENTS
- RECORDS

VETERAN BIOS

SCISA Shrine Bowl and earned MVP honors...preseason candidate for the **WSOC** Big 22 Player-of-the-Year...had 1,500 passing yards and 21 passing touchdowns as a junior...coached by Bob Witman at Charlotte Country Day School...recruited by Danny Pearman.

Personal: Majoring in pre-business...born June 23, 1992.



DARIUS ROBINSON

CB • 5-11 • 170 • Jr. • 2VL
College Park, GA
Westlake HS

Will compete for a starting spot in the secondary in 2012...was a starter at cornerback during the first half of the 2011 season before suffering an injury that set him back...has 20 tackles, one tackle for loss, and two interceptions for two yards in 419 snaps over 18 games (six starts) in his career.

2011: Had 18 tackles, one tackle for loss, and one interception for two yards in 346 snaps over 11 games (six starts)...had two tackles in 30 snaps against Troy on Sept. 3...had two tackles in 36 snaps in his first career start against Wofford on Sept. 10...registered one tackle in 49 snaps in a starting role against #19 Auburn on Sept. 17...had one tackle and a pass breakup in 30 snaps against #11 Florida State on Sept. 24...had four tackles in 53 snaps at #10 Virginia Tech on Oct. 1...had five tackles, a tackle for loss, quarterback pressure in 47 snaps at Maryland on Oct. 15...had one tackle and a two-yard interception return in 27 snaps against North Carolina on Oct. 22...had one tackle in 23 snaps against #22 West Virginia in the Orange Bowl on Jan. 4.

2010: Had two tackles and an interception in 73 snaps over seven games...had a tackle in 37 snaps against Presbyterian College...had his first career interception in 17 snaps against Maryland...had a tackle in 13 snaps at Wake Forest.

Before Clemson: Rated as the #16 cornerback in the nation and #20 player in Georgia according to [Rivals.com](#)...#237 player in the nation according to [Rivals.com](#)...#27 cornerback in the nation and #35 player in Georgia according to [Scout.com](#)...#17 cornerback in the nation according to [ESPN.com](#)...#17 player in Georgia according to [SuperPrep](#)...outstanding student with a 3.4 GPA...had 80 tackles, two interceptions, two caused fumbles, a fumble return, and a punt return for a score as a senior...had 43 tackles, 10 pass breakups, and three interceptions as a junior...had 400 yards in the return game as a junior...had 461 yards and nine rushing touchdowns and 688 yards and three passing touchdowns passing as a junior...coached by Gregory Minnis at Westlake High School...recruited by Charlie Harbison...chose Clemson over Auburn, Georgia Tech, Kentucky, and Miami (FL).

Personal: Majoring in therapeutic recreation...born Nov. 17, 1991.

Robinson 2010 Game-By-Game Stats

Date	Opponent	Snaps	Hit	Ast	Tot	TFL	Int	PBU
9-4	North Texas							
9-11	Presbyterian College	37	0	1	1			
9-18	at Auburn	3	0	0	0			
10-2	Miami (FL)	1	0	0	0			
10-9	at North Carolina							
10-16	Maryland	17	0	0	0		1-0	
10-23	Georgia Tech							
10-30	at Boston College							
11-6	N.C. State	2	0	0	0			
11-13	at Florida State							
11-20	at Wake Forest	13	1	0	1			
11-27	South Carolina	0	0	0	0			
12-31	South Florida							
Totals		73	1	1	2	0-0	1-0	0-0

Robinson 2011 Game-By-Game Stats

Date	Opponent	Snaps	Hit	Ast	Tot	TFL	Int	PBU
9-3	Troy	30	1	1	2			
9-10	Wofford	*36	2	0	2			
9-17	Auburn	*49	1	0	1			
9-24	Florida State	30	1	0	1			1
10-1	at Virginia Tech	*53	3	1	4			
10-8	Boston College	*15	0	0	0			
10-15	at Maryland	*47	5	0	5	1-2		
10-22	North Carolina	27	1	0	1		1-2	
10-29	at Georgia Tech	*32	1	0	1			
11-12	Wake Forest							
11-19	at N.C. State							
11-26	at South Carolina							
12-3	Virginia Tech	4	0	0	0			
1-4	West Virginia	23	1	0	1			
Totals		346	16	2	18	1-2	1-2	1

* - start

Robinson Career Stats

Year	G-S	Snaps	Hit	Ast	Tot	TFL	Sacks	Int	QP	PBU	CF	RF
2010	7-0	73	1	1	2	0-0	0-0	1-0	0	0	0	0-0
2011	11-6	346	16	2	18	1-2	0-0	1-2	1	1	0	0-0
Totals	18-6	419	17	3	20	1-2	0-0	2-2	1	1	0	0-0



STANTON SECKINGER

WR • 6-5 • 200 • *Fr. • RS
Isle of Palms, SC
Porter-Gaud School

Red-shirt freshman who will compete for playing time in 2012...has the versatility to play wide receiver or tight end.

2011: Red-shirted.

Before Clemson: Record-setting wide receiver at Porter-Gaud School...had a school-record 105 receptions for 1,833 yards and 26 touchdowns during his senior season...had four receptions for 157 yards and two scores in a playoff game against Orangeburg Prep...led his team to an 11-2 record and the state championship game...second-team All-American according to [Rivals.com](#)...#14 player in South Carolina according to [SuperPrep](#)...first-team All-Lowcountry according to [Charleston Post & Courier](#)...named the SCISA Mr. Football according to [High School Sports Report](#)...played in the SCISA Shrine Bowl, where he had nine receptions for 334 yards; named team offensive player-of-the-game for that performance...played in the NUC Gridiron Classic in Charleston, SC...totaled 58 receptions for 1,095 yards and nine scores during his junior season...had 58 tackles and three interceptions during his junior season...starter on the basketball team...team MVP of his football, basketball, and track teams and all-state in all three sports...had a 6'6"^{1/4} mark in the high jump (state record)...member of the state championship 1,600m relay team...coached by Rick Reetz at Porter-Gaud School...recruited by Dan Brooks.

Personal: His brother, Trenton, was a 2011 Clemson graduate...his brother, Trevor, was a 2009 Clemson graduate...his mother, Terrye, was a 1979 Clemson graduate who played for the Clemson volleyball team...majoring in pre-business...born Aug. 20, 1992.



TYLER SHATLEY

OG • 6-3 • 295 • *Jr. • 2VL
Icard, NC
East Burke HS

Came to Clemson as a fullback, but moved to the defensive line prior to the 2010 season...moved to the offensive line during the spring of 2012 and will compete for a starting spot at offensive guard...one of the strongest players on the team...has 41 tackles, 1.5 tackles for loss, one sack, and three quarterback pressures in 444 snaps over 26 games (two starts) in his career...named a Strength & Conditioning All-American by the **National Strength & Conditioning Association** in 2012.

2011: Registered 30 tackles and two quarterback pressures in 317 snaps over 14 games (two starts)...had five tackles in 25 snaps against Troy on Sept. 3...had three tackles in 31 snaps against Wofford on Sept. 10...had two tackles and a quarterback pressure in 15 snaps against #19 Auburn on Sept. 17...had two tackles in 32 snaps in his first career start at #10 Virginia Tech on Oct. 1...had two tackles and a recovered fumble in 23 snaps against Boston College on Oct. 8...had two tackles in 21 snaps against North Carolina on Oct. 22...had four tackles in 28 snaps at Georgia Tech on Oct. 29...registered three tackles and a pass breakup in 21 snaps against Wake Forest on Nov. 12...had three tackles in 26 snaps at #13 South Carolina on Nov. 26.

2010: Registered 11 tackles, 1.5 tackles for loss, and a sack in 127 snaps over 12 games...in the first two games, he totaled six tackles in 67 snaps...had four tackles in 24 snaps against North Texas...had two tackles in 43 snaps against Presbyterian College...registered two tackles and a sack in 12 snaps at Boston College...had one tackle in 10 snaps against #23 N.C. State...played 19 snaps at Wake Forest...registered two tackles and one tackle for loss against #17 South Carolina...named "Power Hour" Strongman Champion for spring practice.

2009: Red-shirted.

Before Clemson: Rated as the #3 fullback in the nation according to [Tom Lemming](#)...#17 tight end in the nation according to [ESPN.com](#)...#72 defensive tackle in the nation by [Rivals.com](#)...#7 fullback in the nation according to [Scout.com](#)...#8 player in North Carolina by [SuperPrep](#)...member of the All-Atlantic Region team according to [PrepStar](#)...North Carolina Amateur Athlete-of-the-Year in 2009...had 2,000 rushing yards and 31 touchdowns in his junior and senior seasons...had 51 tackles and nine tackles for loss during his senior season...averaged 40.7 yards per punt as a senior...coached by Mike Biggerstaff at East Burke High School...recruited by Billy Napier...

...chose Clemson over Maryland, North Carolina, N.C. State, and Wake Forest.

Personal: Winner of the 2010 Vickery Hall Award for his work in the classroom...majoring in civil engineering...born May 5, 1991.

Shatley 2010 Game-By-Game Stats

Date	Opponent	Snaps	Hit	Ast	Tot	TFL	Sacks	QP
9-4	North Texas	24	2	2	4			
9-11	Presbyterian College	43	1	1	2			1
9-18	at Auburn							DNP
10-2	Miami (FL)	2	0	0	0			
10-9	at North Carolina	0	0	0	0			
10-16	Maryland	7	0	0	0			
10-23	Georgia Tech	0	0	0	0			
10-30	at Boston College	12	2	0	2	1-3	1-3	
11-6	N.C. State	10	1	0	1			
11-13	at Florida State	0	0	0	0			
11-20	at Wake Forest	19	0	0	0			
11-27	South Carolina	3	1	1	2	0.5-1		
12-31	South Florida	7	0	0	0			
Totals		127	7	4	11	1.5-4	1-3	1

Shatley 2011 Game-By-Game Stats

Date	Opponent	Snaps	Hit	Ast	Tot	TFL	Sacks	QP
9-3	Troy	25	0	5	5			
9-10	Wofford	31	2	1	3			
9-17	Auburn	15	0	2	2			1
9-24	Florida State	12	0	1	1			
10-1	at Virginia Tech	*32	1	1	2			
10-8	Boston College	23	0	2	2			
10-15	at Maryland	27	0	0	0			
10-22	North Carolina	21	0	2	2			
10-29	at Georgia Tech	28	4	0	4			
11-12	Wake Forest	*21	1	2	3			
11-19	at N.C. State	21	0	0	0			
11-26	at South Carolina	26	1	2	3			1
12-3	Virginia Tech	18	0	2	2			
1-4	West Virginia	17	0	1	1			
Totals		317	9	21	30	0-0	0-0	2

* - start; Note: Had a recovered fumble against Boston College.

Shatley Career Stats

Year	G-S	Snaps	Hit	Ast	Tot	TFL	Sacks	Int	QP	PBU	CF	RF
2010	12-0	127	7	4	11	1.5-4	1-3	0-0	1	0	0	0-0
2011	14-2	317	9	21	30	0-0	0-0	0-0	2	1	0	0-1
Totals	26-2	444	16	25	41	1.5-4	1-3	0-0	3	1	0	0-1



SPENCER SHUEY

LB • 6-3 • 250 • *Jr. • 2VL
Charlotte, NC
South Mecklenburg HS

Strong linebacker who has been one of the team's best special teams players...has 36 tackles in 116 snaps over 23 games in his career...has 22 special teams tackles in his career.

2011: Registered 27 tackles in 48 snaps over 14 games...had a team-high 19 special teams tackles...had five tackles, including four on special teams, in five snaps against Troy on Sept. 3...had three tackles, including two on special teams, in four snaps against Wofford on Sept. 10...had three tackles in one snap at #10 Virginia Tech on Oct. 1...had six tackles in 10 snaps against Boston College on Oct. 8...had two special teams tackles at Maryland on Oct. 15; named team special teams player-of-the-game...had one tackle in 10 snaps against North Carolina on Oct. 22...registered two tackles in nine snaps at #13 South Carolina on Nov. 26...had two tackles in two snaps against #3 Virginia Tech in the ACC Championship game on Dec. 3.

2010: Had nine tackles and a recovered fumble in 68 snaps over nine games...had three special teams tackles...saw most of his playing time in the first half of the season...had a tackle in 11 snaps against North Texas...had three tackles in 30 snaps against Presbyterian College...had two tackles in 12 snaps against #16 Miami (FL)...had a tackle in five snaps at North Carolina...had a tackle against Maryland.

2009: Red-shirted.

Before Clemson: Rated as the #24 inside linebacker in the nation according to [ESPN.com](#)...#11 player in North Carolina according to [Rivals.com](#)...#28 player in North Carolina according to [SuperPrep](#)...#79 defensive end in the nation according to [Scout.com](#)...defensive MVP of the Shrine Bowl; he registered seven tackles and two tackles for loss in the game...had 1,260 rushing yards and 16 touchdowns along with 94 tackles and 10 tackles for loss during his senior season...team MVP in baseball and lettered in basketball...coached by James Martin at South Mecklenburg High...recruited by Billy Napier...chose Clemson over Duke, Illinois, Kentucky, and Wake Forest.

Personal: Member of the ACC Academic Honor Roll in 2009-10...majoring in management...born Dec. 31, 1990.



- OVERVIEW
- COACHES
- UNIVERSITY
- TRADITIONS
- PLAYERS
- REVIEW
- OPPONENTS
- RECORDS

VETERAN BIOS

Shuey 2010 Game-By-Game Stats

Date	Opponent	Snaps	Hit	Ast	Tot	TFL	Sacks	Int
9-4	North Texas	11	1	0	1			
9-11	Presbyterian College	30	3	0	3			
9-18	at Auburn	1	0	0	0			
10-2	Miami (FL)	12	2	0	2			
10-9	at North Carolina	5	1	0	1			
10-16	Maryland	1	1	0	1			
10-23	Georgia Tech					DNP		
10-30	at Boston College	6	0	1	1			
11-6	N.C. State	1	0	0	0			
11-13	at Florida State					DNP		
11-20	at Wake Forest					DNP		
11-27	South Carolina					DNP		
12-31	South Florida	1	0	0	0			
Totals		68	8	1	9	0-0	0-0	0-0

Note: Had a recovered fumble against Presbyterian College.

Shuey 2011 Game-By-Game Stats

Date	Opponent	Snaps	Hit	Ast	Tot	TFL	Sacks	Int
9-3	Troy	5	4	1	5			
9-10	Wofford	4	1	2	3			
9-17	Auburn	0	0	0	0			
9-24	Florida State	0	0	0	0			
10-1	at Virginia Tech	1	2	1	3			
10-8	Boston College	10	5	1	6			
10-15	at Maryland	0	1	1	2			
10-22	North Carolina	10	1	0	1			
10-29	at Georgia Tech	4	0	1	1			
11-12	Wake Forest	1	0	0	0			
11-19	at N.C. State	2	1	0	1			
11-26	at South Carolina	9	2	0	2			
12-3	Virginia Tech	2	1	1	2			
1-4	West Virginia	0	1	0	1			
Totals		48	19	8	27	0-0	0-0	0-0

Shuey Career Stats

Year	G-S	Snaps	Hit	Ast	Tot	TFL	Sacks	Int	QB	PBU	CF	RF
2010	9-0	68	8	1	9	0-0	0-0	0-0	1	0	0	1
2011	14-0	48	19	8	27	0-0	0-0	0-0	0	0	0	0
Totals	23-0	116	27	9	36	0-0	0-0	0-0	1	0	0	1



DARRELL SMITH

FB/TE • 6-2 • 245 • *Jr. • 2VL
Gadsden, AL
Gadsden City HS

Has the versatility to play tight end and as a fullback out of the backfield...has been one of the top special teams players on Clemson's kickoff coverage, kickoff return, punt coverage, and punt return teams...has played 54 snaps in 24 games in his career...has 18 special teams tackles in his career.

2011: Played one snap over 14 games, but made most of his impact on various special teams...had 15 special teams tackles, third-most on the team...had three special teams tackles at Maryland on Oct. 15...played one snap and had a special teams tackle against North Carolina on Oct. 22...had two special teams tackles against Wake Forest on Nov. 12; named team special teams player-of-the-game.

2010: Played 53 snaps over 10 games...played on offense as a tight end in seven games...had five knockdown blocks...had three special teams tackles...played 19 snaps against Presbyterian College...played 12 snaps against Maryland...played 15 snaps at Wake Forest.

2009: Red-shirted.

Before Clemson: Tight end and defensive end at Gadsden City High School in Gadsden, AL, the same hometown as former Tiger Head Coach Danny Ford...played in the Mississippi vs. Alabama All-Star game after his senior season...totaled six receptions for 96 yards during his senior season...led his team to a 10-2 record as a junior...coached by Joe Billingsley...recruited by Charlie Harbison...chose Clemson over Troy.

Personal: Member of the ACC Academic Honor Roll in 2009-10...majoring in sociology...born Nov. 17, 1990.

D. Smith 2010 Game-By-Game Stats

Date	Opponent	Snaps	Rec	Yds	Avg	TD	LG
9-4	North Texas	3	0	0	---	0	---
9-11	Presbyterian College	19	0	0	---	0	---
9-18	at Auburn	1	0	0	---	0	---
10-2	Miami (FL)	1	0	0	---	0	---
10-9	at North Carolina					DNP	
10-16	Maryland	12	0	0	---	0	---
10-23	Georgia Tech					DNP	
10-30	at Boston College					DNP	
11-6	N.C. State	0	0	0	---	0	---
11-13	at Florida State	0	0	0	---	0	---
11-20	at Wake Forest	15	0	0	---	0	---
11-27	South Carolina	0	0	0	---	0	---
12-31	South Florida	2	0	0	---	0	---
Totals		53	0	0		0	

D. Smith 2011 Game-By-Game Stats

Date	Opponent	Snaps	Car	Yds	Avg	TD	Rec	Yds	TD
9-3	Troy	0	0	0	---	0	0	0	0
9-10	Wofford	0	0	0	---	0	0	0	0
9-17	Auburn	0	0	0	---	0	0	0	0
9-24	Florida State	0	0	0	---	0	0	0	0
10-1	at Virginia Tech	0	0	0	---	0	0	0	0
10-8	Boston College	0	0	0	---	0	0	0	0
10-15	at Maryland	0	0	0	---	0	0	0	0
10-22	North Carolina	1	0	0	---	0	0	0	0
10-29	at Georgia Tech	0	0	0	---	0	0	0	0
11-12	Wake Forest	0	0	0	---	0	0	0	0
11-19	at N.C. State	0	0	0	---	0	0	0	0
11-26	at South Carolina	0	0	0	---	0	0	0	0
12-3	Virginia Tech	0	0	0	---	0	0	0	0
1-4	West Virginia	0	0	0	---	0	0	0	0
Totals		1	0	0		0	0	0	0

D. Smith Career Stats

Year	G-S	Snaps	Car	Yds	Avg	TD	LG	Rec	Yds	TD
2010	10-0	53	0	0	---	0	---	0	0	0
2011	14-0	1	0	0	---	0	---	0	0	0
Totals	24-0	54	0	0		0		0	0	0



ROBERT SMITH

S • 5-11 • 210 • So. • 1VL
Saint George, SC
Woodland HS

Will compete for playing time at safety behind Rashard Hall and Jonathan Meeks...had a game-high 10 tackles in the 2012 Spring Game.

2011: Had nine tackles and one interception in 59 snaps over 14 games (one start)...had two tackles and the team's only interception in seven snaps in his first career game against Troy on Sept. 3...played 31 snaps in his first career start against Wofford on Sept. 10...had two special teams tackles at Maryland on Oct. 15...had three tackles and a caused fumble in eight snaps against North Carolina on Oct. 22.

Before Clemson: Had 11,318 total yards during his career at Woodland High School...had 124 career touchdowns (86 passing, 38 rushing)...had 527 carries for 3,092 yards in his career...was 636-950 passing for 8,226 yards and 86 touchdowns in his career...completed 67 percent of his passes and averaged nearly 13 yards per completion...passed for 1,770 yards and 24 touchdowns as a senior...rushed for 864 yards with 12 scores as a senior, giving him 36 total touchdowns...all-state selection and four-time region MVP...#22 player in South Carolina by SuperPrep...#22 player in South Carolina by Rivals.com...among the top safeties in the nation by Scout.com...coached by Reed Charpia at Woodland High...recruited by Dan Brooks.

Personal: Majoring in health science...born Dec. 22, 1992.

R. Smith 2011 Game-By-Game Stats

Date	Opponent	Snaps	Hit	Ast	Tot	TFL	Int	PBU
9-3	Troy	7	2	0	2		1-0	
9-10	Wofford	*31	0	0	0			
9-17	Auburn	0	0	0	0			
9-24	Florida State	0	0	0	0			
10-1	at Virginia Tech	3	0	1	1			
10-8	Boston College	0	1	0	1			
10-15	at Maryland	0	1	1	2			
10-22	North Carolina	8	3	0	3			
10-29	at Georgia Tech	0	0	0	0			
11-12	Wake Forest	0	0	0	0			
11-19	at N.C. State	0	0	0	0			
11-26	at South Carolina	0	0	0	0			
12-3	Virginia Tech	4	0	0	0			
1-4	West Virginia	6	0	0	0			
Totals		59	7	2	9	0-0	1-0	0

* - start; Note: Had a caused fumble against North Carolina.

R. Smith Career Stats

Year	G-S	Snaps	Hit	Ast	Tot	TFL	Sacks	Int	QB	PBU	CF	RF
2011	14-1	59	7	2	9	0-0	0-0	1-0	0	0	1	0



MICHAEL SOBESKI

LS • 6-2 • 195 • *So. • 1VL
Roebuck, SC
Dorman HS

Original walk-on who has served as the long snapper on placekicks...will compete for the starting roles at both long-snapping spots in 2012.

2011: Played nine games...snapped on all eight placekicks, including when Chandler Catanzaro was 5-5 on field goals, in his first

career game against Boston College on Oct. 8...snapped on all 10 placekicks against North Carolina on Oct. 22; named team special teams player-of-the-game.

2010: Red-shirted.

Before Clemson: Lettered at Dorman High School.

Personal: Member of the ACC Academic Honor Roll in 2010-11...majoring in mechanical engineering...born Nov. 19, 1991.



TONY STEWARD

LB • 6-1 • 245 • So. • 1VL
Hastings, FL
Pedro Menendez HS

Slated to contribute in 2011, but suffered a season-ending injury in October...will compete for a starting linebacker spot in 2012.

2011: Had five tackles in 36 snaps over five games...had two tackles in 11 snaps in his first career game against Troy on Sept. 3...had one tackle and a pass breakup in four snaps at #10 Virginia Tech on Oct. 1...had one tackle in seven snaps against Boston College on Oct. 8...tore an ACL in practice on Oct. 18 and missed the rest of the season.

Before Clemson: USA Today First-Team All-American...#13 player and #1 outside linebacker in the nation and #4 player in Florida by Rivals.com...won the high school version of the Dick Butkus Award in 2010 as the best linebacker in the nation...#9 player and #1 inside linebacker in the nation by ESPN.com...#12 player and #2 outside linebacker in the nation and #5 player in Florida by 247Sports.com...played in the U.S. Army All-American game...had 81 tackles and five sacks and scored 10 touchdowns on offense as a senior at Pedro Menendez High School...member of the Florida Times-Union Super 24 Team...first-team all-state as a junior and senior...All-American by MaxPreps.com and CBS Sports...coached by Keith Cromwell at Pedro Menendez High...recruited by Jeff Scott.

Personal: Majoring in pre-business...born Sept. 19, 1992.

Steward 2011 Game-By-Game Stats

Date	Opponent	Snaps	Hit	Ast	Tot	TFL	Sacks	Int
9-3	Troy	11	1	1	2			
9-10	Wofford	14	1	0	1			
9-17	Auburn					DNP		
9-24	Florida State					DNP		
10-1	at Virginia Tech	4	0	1	1			
10-8	Boston College	7	1	0	1			
10-15	at Maryland	0	0	0	0			
10-22	North Carolina					DNP		
10-29	at Georgia Tech					DNP		
11-12	Wake Forest					DNP		
11-19	at N.C. State					DNP		
11-26	at South Carolina					DNP		
12-3	Virginia Tech					DNP		
1-4	West Virginia					DNP		
Totals		36	3	2	5	0-0	0-0	0-0

Steward Career Stats

Year	G-S	Snaps	Hit	Ast	Tot	TFL	Sacks	Int	QB	PBU	CF	RF
2011	5-0	36	3	2	5	0-0	0-0	0-0	0	1	0	0



COLE STOUTD

QB • 6-4 • 200 • So. • 1VL
Dublin, OH
Dublin Coffman HS

Will compete for playing time in 2012...served as the backup quarterback behind Tajh Boyd in 2011.

2011: Was 12-21 passing for 115 yards in 71 snaps over six games...completed 57.1 percent of his passes and had a 103.1 pass efficiency rating...was 1-1 passing for seven yards in seven snaps in his first career game against Troy on Sept. 3...entered the game for an injured Tajh Boyd and was 6-10 passing for 37 yards in 28 snaps against Boston College on Oct. 8...was 1-2 passing for six yards against North Carolina on



- OVERVIEW
- COACHES
- UNIVERSITY
- TRADITIONS
- PLAYERS
- REVIEW
- OPPONENTS
- RECORDS

VETERAN BIOS

completions, career wins as a starter quarterback, and passing touchdowns in a game (5)...completed 163-250 passes for 2,159 yards and 22 touchdowns against just six interceptions as a senior...conference player-of-the-year as a senior...had consecutive games when he passed for at least 300 yards...completed 20-27 passes for 370 yards and three touchdowns in a win on Oct. 22...#21 quarterback in the nation by [Rivals.com](#)...#23 quarterback in the nation by [247Sports.com](#)...#28 quarterback in the nation by [Scout.com](#)...was 91-144 passing for 1,151 yards and 16 touchdowns against just one interception as a junior until he broke his leg in the seventh game of the season...was 91-163 passing for 1,083 yards and 14 touchdowns as a sophomore...played two seasons on the hardwood...coached by Mark Crabtree at Dublin Coffman High...recruited by Billy Napier.

Personal: Son of Cliff Stoudt, who played in the NFL from 1977-89...played with Pittsburgh, Saint Louis/Phoenix, and Miami...starter for the Steelers in 1983; he had a 9-6 record as the starter and passed for 2,553 yards along with 479 rushing yards...his brother, Zack, is a quarterback at Mississippi...majoring in pre-business...born Oct. 23, 1992.

Stoudt 2011 Game-By-Game Stats

Date	Opponent	Snaps	C-A-I	Yds	TD	Car	Yds	TD	PL	Tot
9-3	Troy	7	1-1-0	7	0	0	0	0	1	7
9-10	Wofford									DNP
9-17	Auburn									DNP
9-24	Florida State									DNP
10-1	at Virginia Tech									DNP
10-8	Boston College	28	6-10-0	37	0	2	-4	0	12	33
10-15	at Maryland									DNP
10-22	North Carolina	12	1-2-0	6	0	0	0	0	2	6
10-29	at Georgia Tech									DNP
11-12	Wake Forest									DNP
11-19	at N.C. State	12	4-7-0	65	0	1	-8	0	8	57
11-26	at South Carolina									DNP
12-3	Virginia Tech	6	0-0-0	0	0	1	1	0	1	1
1-4	West Virginia	6	0-1-0	0	0	1	5	0	2	5
Totals		71	12-21-0	115	0	5	-6	0	26	109

Stoudt Career Stats

Passing											
Year	G-S	Snaps	C-A-I	Yds	TD	LG	Pct	Y/A	Y/C	Y/G	Eff
2011	6-0	71	12-21-0	115	0	50	57.1	5.48	9.6	19.2	103.1

Rushing & Total Offense											
Year	Car	Yds	Y/C	Y/G	TD	LG	PL	Tot	TDR	Y/G	
2011	5	-6	-1.2	-1.0	0	7	26	109	0	18.2	



BRANDON THOMAS

OL • 6-3 • 300 • *Jr. • 2VL
Spartanburg, SC
Dorman HS

63

Possesses the footwork to be an outstanding lineman...has been both a starter and backup...has seen a lot of action at both guard and tackle...has 43 knockdowns in 913 snaps over 23 games (10 starts) in his career.

2011: Had 39 knockdowns in 777 snaps over 13 games (10 starts)...third on the team in knockdowns...had four knockdowns in 89 snaps against #19 Auburn on Sept. 17...played 70 snaps in his first career start had one reception for -1 yards off a deflected pass against #11 Florida State on Sept. 24...had six knockdowns in 56 snaps at #10 Virginia Tech on Oct. 1...played all 82 snaps at Maryland on Oct. 15...graded 85 percent with four knockdowns in 62 snaps at Georgia Tech on Oct. 29; recovered a Tajh Boyd fumble in the end-zone for a touchdown; it was the first touchdown by a Tiger offensive lineman since 1966...graded 81 percent in a combined 84 snaps at guard and tackle against Wake Forest on Nov. 12...graded 86 percent in 68 snaps at offensive guard and offensive tackle against #3 Virginia Tech in the ACC Championship game on Dec. 3...had four knockdowns in 75 combined snaps at guard and tackle against #22 West Virginia in the Orange Bowl on Jan. 4.

2010: Had four knockdowns in 136 snaps (10 games)...had a 74-percent grade in 40 snaps against Presbyterian College...had two knockdowns and an 81-percent grade in 11 snaps at #15 Auburn...had a 78-percent grade in 22 snaps at Wake Forest.

2009: Red-shirted.

Before Clemson: Rated as the #66 offensive guard in the nation by [ESPN.com](#)...#14 offensive tackle in the nation by [Rivals.com](#) and #14 offensive tackle by [Scout.com](#)...member of the [Rivals.com](#) 250...#8 player in South Carolina by [Rivals.com](#) and #12 player by [SuperPrep](#)...#31 offensive lineman in the nation by [SuperPrep](#)...member of the All-America 250 by [PrepStar](#)...Shrine Bowl selection but did not play due to injury...coached by Dave Gutshall at Dorman High...recruited by Billy Napier...chose Clemson over Florida, Georgia, Maryland, North Carolina, N.C. State, South Carolina, Tennessee, Vanderbilt, and Virginia.

Personal: Member of the ACC Academic Honor Roll in 2009-10...majoring in secondary education...born Feb. 18, 1991.



TRA THOMAS

DT • 6-0 • 290 • *So. • SQ
Wadesboro, NC
Anson HS

95

Reserve defensive tackle who provided depth in his first active season...will compete for playing time on the defensive line in 2012...one of two Tigers on the 2012 team who attended Anson High School; linebacker Stephone Anthony is the other.

2011: Registered one tackle in eight snaps over two games in his first active season...played three snaps in his first career contest against Troy on Sept. 3...registered one tackle in five snaps against North Carolina on Oct. 22.

2010: Red-shirted.

Before Clemson: Rated as the #103 defensive tackle in the nation and #29 player in North Carolina according to [Scout.com](#)...#37 defensive tackle in the nation according to [ESPN.com](#)...#30 player in North Carolina according to [SuperPrep](#)...played in the Shrine Bowl...registered 37 tackles and four recovered fumbles during his senior season...earned all-conference honors as a junior and senior in two different conferences...had 12 tackles for loss and 100 pancake blocks during his junior season...blocked three punts...cousin of former Georgia lineman Trinton Sturdivant...all-conference pick in wrestling and track...coached by Luke Hyatt at Anson High School...recruited by Dan Brooks...chose Clemson over Duke, East Carolina, Louisville, and Michigan State.

Personal: Majoring in community recreation, sport, & camp management...born Sept. 18, 1992.

T. Thomas 2011 Game-By-Game Stats

Date	Opponent	Snaps	Hit	Ast	Tot	TFL	Sacks	QP
9-3	Troy	3	0	0	0			
9-10	Wofford							DNP
9-17	Auburn							DNP
9-24	Florida State							DNP
10-1	at Virginia Tech							DNP
10-8	Boston College							DNP
10-15	at Maryland							DNP
10-22	North Carolina	5	0	1	1			
10-29	at Georgia Tech							DNP
11-12	Wake Forest							DNP
11-19	at N.C. State							DNP
11-26	at South Carolina							DNP
12-3	Virginia Tech							DNP
1-4	West Virginia							DNP
Totals		8	0	1	1	0-0	0-0	0

T. Thomas Career Stats

Year	G-S	Snaps	Hit	Ast	Tot	TFL	Sacks	Int	QP	PBU	CF	RF
2011	2-0	8	0	1	1	0-0	0-0	0	0	0	0	0



GIFFORD TIMOTHY

OT • 6-6 • 315 • *So. • 1VL
Middletown, DE
Middletown HS

70

Talented offensive tackle who was a backup in 2011...will compete for a starting spot in 2012...has seen action as a blocker on placekicks.

2011: Played 45 snaps over seven games...played four snaps in his first career game against Troy on Sept. 3...played one snap against Boston College on Oct. 8...played seven snaps against North Carolina on Oct. 22...played 17 snaps at N.C. State on Nov. 19...graded 86 percent in seven snaps against #3 Virginia Tech in the ACC Championship game on Dec. 3...played nine snaps against #22 West Virginia in the Orange Bowl on Jan. 4.

2010: Red-shirted.

Before Clemson: Rated as the #119 offensive tackle in the nation and #3 player in Delaware according to [Scout.com](#)...#36 player in the Mid-Atlantic region according to [SuperPrep](#)...joined Josh Watson as the first Clemson signees from the state of Delaware since Jim Bundren in 1993; Bundren went on to become an All-American in 1997 as an offensive lineman and started 47 straight games...coached by Mark Delpercio at Middletown High School...recruited by André Powell...chose Clemson over Boise State, Brigham Young, Maryland, and Virginia.

Personal: Majoring in therapeutic recreation...born Dec. 14, 1991.



LATEEK TOWNSEND

LB • 6-2 • 215 • So. • 1VL
Bennettsville, SC
Marlboro County HS

20

Will compete for a starting spot at linebacker in 2012...one of the team's top special teams performers.

2011: Had 16 tackles in one snap over 10 games...had 16 special teams tackles, second-most on the team...did not play in the first four games...had a special teams tackle in his first game at #10 Virginia Tech on Oct. 1...had five special teams tackles against Boston College on Oct. 8...had three special teams tackles at Maryland on Oct. 15...had three special teams tackles against #3 Virginia Tech in the ACC Championship game on Dec. 3.

Before Clemson: U.S. Army All-American...#81 player in the nation by [Sporting News](#)...Parade Second-Team All-American...#113 player in the nation by [ESPN.com](#)...#5 outside linebacker in the nation by [ESPN.com](#)...#8 outside linebacker in the nation by [Rivals.com](#)...#11 outside linebacker in the nation by [Scout.com](#)...#14 linebacker in the nation and #4 player in South Carolina by [SuperPrep](#)...#7 player in South Carolina by [247Sports.com](#)...played in the Shrine Bowl...had 132 tackles, 19 tackles for loss, and four sacks as a senior at Marlboro County High School...had 189 tackles and 12 sacks as a junior...first-team all-state as a junior and senior...coached by Dean Boyd at Marlboro County High...recruited by Kevin Steele.

Personal: Majoring in community recreation, sport, & camp management...born June 10, 1992.

Townsend 2011 Game-By-Game Stats

Date	Opponent	Snaps	Hit	Ast	Tot	TFL	Sacks	Int
9-3	Troy							DNP
9-10	Wofford							DNP
9-17	Auburn							DNP
9-24	Florida State							DNP
10-1	at Virginia Tech	0	1	0	1			
10-8	Boston College	0	3	2	5			
10-15	at Maryland	0	1	2	3			
10-22	North Carolina	0	0	0	0			
10-29	at Georgia Tech	0	1	1	2			
11-12	Wake Forest	0	0	1	1			
11-19	at N.C. State	2	0	0	0			
11-26	at South Carolina	1	1	0	1			
12-3	Virginia Tech	0	2	1	3			
1-4	West Virginia	0	0	0	0			
Totals		3	9	7	16	0-0	0-0	0-0

Townsend Career Stats

Year	G-S	Snaps	Hit	Ast	Tot	TFL	Sacks	Int	QP	PBU	CF	RF
2011	10-0	3	9	7	16	0-0	0-0	0-0	0	0	0	0



SAM VAN GIESON

LS • 5-10 • 185 • *Gr. • SQ
Greer, SC
Riverside HS

56

Original walk-on will compete for a long-snapper role.

2011: Did not appear in a game.
2010: Did not appear in a game.

2009: Did not appear in a game.

Before Clemson: Lettered at Riverside High School.

Personal: Graduated on May 11, 2012 with a degree in marketing...born July 6, 1990.

SAM VAN GIESON





- OVERVIEW
- COACHES
- UNIVERSITY
- TRADITIONS
- PLAYERS
- REVIEW
- OPPONENTS
- RECORDS

VETERAN BIOS



SAMMY WATKINS

WR • 6-1 • 200 • So. • 1VL
Fort Myers, FL
South Fort Myers HS

2 Burst onto the national stage as one of the top wideouts in the nation...has been used as a primary receiver, ball carrier, and kick returner...his 826 career kickoff returns yards are ninth-most in school history...one of 16 Heisman Trophy Watch List members in the preseason by [HeismanPundit.com](#)...preseason Maxwell Award Watch List member...preseason first-team All-American and rated as the #6 candidate for the Heisman Trophy by [Athlon](#)...preseason first-team All-American (wide receiver and kick returner) by [Blue Ribbon Magazine](#) and [Phil Steele](#)...preseason first-team All-American by [Lindy's](#) and [USA Today](#)...preseason [CFPA](#) All-Purpose Watch List member...#2 wide receiver in the nation in the preseason by [Lindy's](#)...preseason ACC offensive player-of-the-year by [Lindy's](#)...preseason first-team All-ACC (wide receiver and kick returner) by [Phil Steele](#)...preseason first-team All-ACC by [Lindy's](#).

2011: National freshman-of-the-year by Columbus (OH) Touchdown Club, [Rivals.com](#), and [Sporting News](#)...national offensive freshman-of-the-year by [CollegeFootballNews.com](#)...first-team All-American by [Pro Football Weekly](#) and [Rivals.com](#); he became Clemson's first freshman to be named a first-team All-American...first-team All-American (all-purpose) by [AP](#) and [FoxSports.com](#); he became the first freshman in ACC history to be an [AP](#) First-Team All-American; he became just the fourth first-year freshman in NCAA history to earn [AP](#) First-Team All-America honors, joining Herschel Walker (1980) of Georgia, Marshall Faulk (1991) of San Diego State, and Adrian Peterson (2004) of Oklahoma...first-team All-American (kickoff returner) by [SI.com](#)...second-team All-American by [Phil Steele](#)...honorable mention All-American by [SI.com](#)...ACC Rookie-of-the-Year...ACC freshman-of-the-year by [CBSSports.com](#)...first-team freshman All-American by [CBSSports.com](#), [CollegeFootballNews.com](#), Football Writers Association, [Phil Steele](#), [Rivals.com](#), and [Sporting News](#)...first-team freshman All-American (return specialist) by [Phil Steele](#)...one of 15 semifinalists for the Walter Camp Player-of-the-Year Award; he was the only freshman or sophomore among the semifinalists...one of 10 semifinalists for the Biletnikoff Award...added to the Maxwell Award Watch List in October...one of 20 players on the [CFPA](#) National Freshman Performer-of-the-Year Trophy Watch List...Banks McFadden Award (Offense) winner by the Greenville Touchdown Club...First-Team All-ACC selection as a wide receiver and Second-Team All-ACC selection as a specialist; he became the first Tiger freshman to earn First-Team All-ACC honors since 1995 (Anthony Simmons) and the first-ever Tiger freshman wide receiver to earn First-Team All-ACC honors...first-team All-ACC by [CBSSports.com](#), [ESPN.com](#), and [Phil Steele](#)...first-team All-ACC (kickoff returner) by [Phil Steele](#)...had 82 receptions for 1,219 yards and 12 touchdowns, 231 yards on 32 carries, and 33 kickoff returns for 826 yards and one touchdown for 2,288 all-purpose yards in 656 snaps over 13 games (10 starts)...first in school history in receiving yards, first in receiving yards per game (93.8), first in receiving touchdowns, first in kickoff returns, first in kickoff return yards, second in receptions, second in all-purpose yards, third in receptions per game (6.3), and tied for ninth in touchdowns (13)...averaged 14.9 yard per catch, 7.2 yards per carry, and 25.0 yard per kickoff return...was 1-1 passing for nine yards...fourth in the nation in all-purpose yards per game (176.0) and 16th in receiving yards per game...first in the ACC in all-purpose yards per game, second in receiving yards per game, second in kickoff return average, third in receptions per game, and tied for third in points (touchdowns) per game (6.0)...set the school freshman and first-year freshman records with 13 total touchdowns...had a game-high seven receptions for a game-high 81 yards and a touchdown in his first career game against Troy on Sept. 3; he scored the touchdown on his first career touch and on the second offensive play of the season with 14:34 left in the first quarter; he added five yards on two carries and a 12-yard punt return...had four receptions for 56 yards and a touchdown, 30 yards on three carries, and 110 yards on five kickoff returns for a game-high 196 all-purpose yards; named ACC Rookie-of-the-Week...had a game-high 10 receptions for a game-high 155 yards and two touchdowns along with 44 yards on seven carries for a game-high 199 all-purpose yards against #19 Auburn on Sept. 17; he set the Clemson freshman record for receptions and receiving yards in a game; named national freshman-of-the-week by [Rivals.com](#); named ACC Receiver-of-the-Week and ACC Rookie-of-the-Week; received a Helmet Sticker on [ESPN](#) College Gameday Final; named team co-offensive player-of-the-week...had seven receptions for 141 yards and two touchdowns, 13 yards on three carries, and a 21-yard kickoff return for a game-high 175 all-purpose yards against #11 Florida State on Sept. 24; named national freshman-of-the-week by [Rivals.com](#); named ACC Receiver-of-the-Week...had three receptions for 38 yards and four yards on three carries at #10 Virginia Tech on Oct. 1...had seven receptions for

a game-high 152 yards against Boston College on Oct. 8; named ACC Rookie-of-the-Week; named team offensive player-of-the-game...had eight receptions for 105 yards and two touchdowns, a 33-yard rush, and 207 yards and a touchdown on five kickoff returns to set a school record for all-purpose yards (345); all three of his touchdowns came in the second half with the Tigers trailing, while his 89-yard kickoff return for a score with 7:24 left in the game gave Clemson the lead for good; named national player-of-the-week, national freshman-of-the-week, and ACC player-of-the-week by [Rivals.com](#); named national kickoff returner-of-the-week by [CFPA](#); named ACC Receiver-of-the-Week and ACC Rookie-of-the-Week; named team co-offensive player-of-the-game...had eight receptions for 91 yards and a touchdown along with 96 yards on four kickoff returns against North Carolina on Oct. 22...had nine receptions for 153 yards and a touchdown, a seven-yard carry, 124 yards on six kickoff returns, and was 1-1 passing for nine yards at Georgia Tech on Oct. 29; named team offensive player-of-the-game...had five receptions for 62 yards, 32 yards on two carries, and 103 yards on four kickoff returns for a game-high 197 all-purpose yards before leaving the game in the fourth quarter with a shoulder injury against Wake Forest on Nov. 12; missed the N.C. State game on Nov. 19 due to the injury...had five receptions for 80 yards and a touchdown, 55 yards on five carries, and a 22-yard kickoff return for a game-high 157 all-purpose yards against #3 Virginia Tech in the ACC Championship game on Dec. 3...had five receptions for 66 yards and a touchdown, a two-yard carry, and 143 yards on seven kickoff returns for a team-high 211 all-purpose yards against #22 West Virginia in the Orange Bowl on Jan. 4.

Before Clemson: Unanimous national top-50 recruit by all the services...#9 player in the nation, #1 wide receiver in the nation, #4 player in Florida by [247Sports.com](#)...#15 player and #3 wide receiver in the nation by [Rivals.com](#)...#39 player and #4 wide receiver in the nation by [ESPN.com](#)...#41 player and #5 wide receiver in the nation by [Scout.com](#)...#18 player in the nation, #2 player in Florida, and #3 wide receiver in the nation by [SuperPrep](#)...led his team to the AAA state semifinals with 54 catches for 1,268 yards and 12 touchdowns as a senior; added scores on two kickoff returns, two punt returns, and three interception returns...all-time leading receiver in the history of Lee County with 133 catches for 2,997 yards and 36 touchdowns in his career...had eight 100-yard receiving games as a senior...ran the "Wildcat" in a state playoff game when he gained 133 yards on just six carries and scored three touchdowns; also threw a touchdown pass...averaged 11.8 yards per carry in his career...had 46 catches for 1,192 yards and 14 scores as a junior...had 33 receptions for 537 yards and 10 scores as a sophomore...first-team all-state as a junior and senior...played in the U.S. Army All-American game...won the AA state title in the 200m and finished second in the 100m as a senior...fifth in the 100m and sixth in the 200m at the state meet as a junior...coached by Grant Redhead at South Fort Myers High...recruited by Brad Scott.

Personal: His brother, Jaylen, was a 2010 U.S. Army All-American and is a member of the Florida football team...majoring in communication studies...born June 14, 1993.

S. Watkins 2011 Game-By-Game Stats

Date	Opponent	Snaps	Rec	Yds	Avg	TD	Rush	PR	KOR
9-3	Troy	43	7	81	11.6	1	2-5	1-12	
9-10	Wofford	40	4	56	14.0	1	3-30	5-110	
9-17	Auburn	*68	10	155	15.5	2	7-44		
9-24	Florida State	*64	7	141	20.1	2	3-13	1-21	
10-1	at Virginia Tech	*49	3	38	12.7	0	3-4		
10-8	Boston College	*45	7	152	21.7	0	1-(2)		
10-15	at Maryland	*62	8	105	13.1	2	1-33	1-0	5-207
10-22	North Carolina	*44	8	91	11.4	1	1-(1)		4-96
10-29	at Georgia Tech	*49	9	153	17.0	1	1-7		6-124
11-12	Wake Forest	*36	5	62	12.4	0	2-32		4-103
11-19	at N.C. State						DNP		
11-26	at South Carolina	*52	4	39	9.8	0	2-9		
12-3	Virginia Tech	54	5	80	16.0	1	5-55		1-22
1-4	West Virginia	*50	5	66	13.2	1	1-2		7-143
Totals		656	82	1219	14.9	12	32-231	2-12	33-826

* - start; Note: Had an 89-yard kickoff return for a touchdown at Maryland; was 1-1 passing for nine yards at Georgia Tech.

S. Watkins Career Stats

Year	G-S	Snaps	Rec	Yds	Avg	TD	LG	CF	Yds	PR	KOR
2011	13-10	656	82	1219	14.9	12	65	32	231	2-12	33-826



JOSH WATSON

DT • 6-4 • 290 • *So. • 1VL
Wilmington, DE
John Dickinson HS

Will compete for a starting spot on the interior of the defensive line in 2012.

2011: Registered two quarterback pressures in 21 snaps over five games...played in each of Clemson's postseason games...played three snaps in his first career game against Troy on Sept. 3...played three snaps against Boston College on Oct. 8...played three snaps against North Carolina on Oct. 22...

registered two quarterback pressures in nine snaps against #3 Virginia Tech in the ACC Championship game on Dec. 3.

2010: Red-shirted...enrolled in January.

Before Clemson: Rated as the #1 defensive tackle in the nation in prep school by [Rivals.com](#)...coached by Robert Prunty at Hargrave Military Academy; he is now an assistant coach at Texas Tech...comes from the same school that sent former Clemson All-American DeAndre McDuffie, former Clemson All-American Chris McDuffie, and current Tiger defensive back Jonathan Meeks to Clemson...played at John Dickinson High School in Wilmington, DE...burst on the scene when he was named MVP of a high school all-star game in Delaware at the end of his senior season...coached by Craig Stephenson at John Dickinson High School...recruited by Danny Pearman...chose Clemson over Boston College, Duke, Florida State, and North Carolina.

Personal: Majoring in sociology...born Feb. 5, 1990.

J. Watson 2011 Game-By-Game Stats

Date	Opponent	Snaps	Hit	Ast	Tot	TFL	Sacks	QP
9-3	Troy	3	0	0	0			
9-10	Wofford				DNP			
9-17	Auburn				DNP			
9-24	Florida State				DNP			
10-1	at Virginia Tech				DNP			
10-8	Boston College	3	0	0	0			
10-15	at Maryland				DNP			
10-22	North Carolina	3	0	0	0			
10-29	at Georgia Tech				DNP			
11-12	Wake Forest				DNP			
11-19	at N.C. State				DNP			
11-26	at South Carolina				DNP			
12-3	Virginia Tech	9	0	0	0			2
1-4	West Virginia	3	0	0	0			
Totals		21	0	0	0	0-0	0-0	2

J. Watson Career Stats

Year	G-S	Snaps	Hit	Ast	Tot	TFL	Sacks	Int	QP	PBU	CF-RF
2011	5-0	21	0	0	0	0-0	0-0	0-0	2	0	0-0



REID WEBSTER

OL • 6-4 • 295 • *So. • 1VL
Woodstock, GA
Etowah HS

Will compete for a starting spot on the offensive line in 2012...has played at tackle, guard, and center.

2011: Played 33 snaps over six games...played three snaps in his first career game against Troy on Sept. 3...played one snap against Boston College on Oct. 8...played seven snaps against North Carolina on Oct. 22...graded 100 percent in nine snaps at N.C. State on Nov. 19...graded 100 percent in seven snaps against #3 Virginia Tech in the ACC Championship game on Dec. 3...played six snaps at center against #22 West Virginia in the Orange Bowl on Jan. 4.

2010: Red-shirted.

Before Clemson: Rated as the #46 offensive tackle in the nation and #51 player in Georgia by [Rivals.com](#)...#65 offensive tackle in the nation and #68 player in Georgia by [Scout.com](#)...#58 offensive tackle in the nation by [ESPN.com](#)...first-team all-state by [Atlanta Journal-Constitution](#)...two-time all-county pick...played four different positions on the line and helped his team to an 8-3 season and the state playoffs as a senior...his team had a 9-1 record as a junior...Cherokee County Lineman-of-the-Year as a senior...#44 player in Georgia by [SuperPrep](#)...All-Southeast Region pick by [PrepStars](#)...coached by Bill Stewart at Etowah High School...recruited by Billy Napier...chose Clemson over Florida State, Miami (FL), and Mississippi.

Personal: Member of the ACC Academic Honor Roll in 2010-11...majoring in marketing...born Oct. 2, 1991.



JONATHAN WILLARD

LB • 6-2 • 220 • *Sr. • 3VL
Loris, SC
Loris HS


Will compete for a starting linebacker spot in 2012...one of the team's most consistent linebackers...has 112 tackles, 6.5 tackles for loss, two quarterback pressures, and four pass breakups in 827 snaps over 40 games (13 starts) in his career...has had at least one tackle in 24 consecutive games.

2011: Registered 75 tackles, 2.5 tackles for loss, and four pass breakups in 635 snaps over 14 games (11 starts)...had a team-high eight tackles in 33 snaps against Troy on Sept. 3...had four tackle



- OVERVIEW
- COACHES
- UNIVERSITY
- TRADITIONS
- PLAYERS
- REVIEW
- OPPONENTS
- RECORDS

VETERAN BIOS



JONATHAN WILLARD

les in 54 snaps against Wofford on Sept. 10...had four tackles, including a tackle for loss, in 29 snaps against #19 Auburn on Sept. 17...had eight tackles in 52 snaps at #10 Virginia Tech on Oct. 1; named ACC Linebacker-of-the-Week...had a team-high 13 tackles and 0.5 tackles for loss in 45 snaps against Boston College on Oct. 8...had two tackles and two pass breakups in 44 snaps at Maryland on Oct. 15... had a team-high eight tackles in 51 snaps against North Carolina on Oct. 22...had nine tackles in 77 snaps at Georgia Tech on Oct. 29...had three tackles and a tackle for loss in 71 snaps against Wake Forest on Nov. 12...had one tackle and two pass breakups in 26 snaps against #3 Virginia Tech in the ACC Championship game on Dec. 3...had six tackles in 21 snaps against #22 West Virginia in the Orange Bowl on Jan. 4.

2010: Totaled 27 tackles and a tackle for loss in 160 snaps over 12 games (two starts)...had a team-high 13 special team tackles... backup linebacker behind starter Brandon Maye...had at least one tackle in all 12 games he played...started the opener against North Texas and played 37 snaps and had five tackles...missed the Auburn game due to injury...had three tackles in 15 snaps against Georgia Tech...had three tackles in 26 snaps at Florida State...had five tackles in 27 snaps in a start at Wake Forest...had three tackles against South Florida...won the Strength Training Award for linebackers for spring practice.

2009: Reserve linebacker and a top special teams performer as a red-shirt freshman...registered 10 tackles in 32 plays of action...had three tackles in 12 plays in the home win over Wake Forest, that included a tackle for loss...had two stops in 13 plays of action against Georgia Tech in ACC Championship game...nine of his 10 tackles were first hits...had three tackles for loss in just 32 plays of action on defense.

2008: Red-shirted.

Before Clemson: Rated as the #10 prospect in South Carolina and #24 outside linebacker in the nation according to [Rivals.com](#)...#34 outside linebacker in the nation according to [Scout.com](#)...#22 outside linebacker in the nation according to [ESPN.com](#)...#19 prospect in South Carolina according to [SuperPrep](#)...only played half of his senior season due to a knee injury...all-region selection during his senior season...played in the North-South game...selected to play in the **Max Emfinger** All-American Bowl...rushed for 702 yards in six games during his senior season...totaled 89 tackles and 53 assists during his senior season...four-time state wrestling champion...All-American, all-state, and North/South participant in wrestling...ran the 100m and threw the shot put in track; he finished sixth in the state in the shot put...coached by James Longerbeam...recruited by Dabo Swinney...chose Clemson over Florida, Maryland, Michigan, North Carolina, N.C. State, South Carolina, and Tennessee.

Personal: Nephew of former Clemson defensive tackle Richard McCullough (1985-88), who was also a product of Loris High School... nicknamed "Tig"...winner of the 2010 Vickery Hall Award for his outstanding work in the classroom...majoring in sociology...born Jan. 10, 1990.

Willard 2009 Game-By-Game Stats

Date	Opponent	Snaps	Hit	Ast	Tot	TFL	Sacks	Int
9-5	Middle Tennessee	0	0	0	0			
9-10	at Georgia Tech	0	0	0	0			
9-19	Boston College	1	1	0	1	1-3		
9-26	TCU	0	0	0	0			
10-3	at Maryland	0	0	0	0			
10-17	Wake Forest	12	2	1	3	1-1		
10-24	at Miami (FL)	0	0	0	0			
10-31	Coastal Carolina	3	2	0	2	1-1		
11-7	Florida State	0	0	0	0			
11-14	at N.C. State	1	0	0	0			
11-21	Virginia	0	0	0	0			
11-28	at South Carolina	2	2	0	2			
12-5	Georgia Tech	13	2	0	2			
12-27	Kentucky	0	0	0	0			
Totals		32	9	1	10	3-5	0-0	0-0

Willard 2010 Game-By-Game Stats

Date	Opponent	Snaps	Hit	Ast	Tot	TFL	Sacks	Int
9-4	North Texas	*37	2	3	5			
9-11	Presbyterian College	9	1	1	2			
9-18	at Auburn					DNP		
10-2	Miami (FL)	9	1	0	1	1-4		
10-9	at North Carolina	3	1	0	1			
10-16	Maryland	10	1	0	1			
10-23	Georgia Tech	15	3	0	3			
10-30	at Boston College	11	1	0	1			
11-6	N.C. State	0	1	0	1			
11-13	at Florida State	26	2	1	3			
11-20	at Wake Forest	*27	3	2	5			
11-27	South Carolina	6	1	0	1			
12-31	South Florida	7	2	1	3			
Totals		160	19	8	27	1-4	0-0	0-0

* - start

Willard 2011 Game-By-Game Stats

Date	Opponent	Snaps	Hit	Ast	Tot	TFL	Sacks	Int
9-3	Troy	33	6	2	8			
9-10	Wofford	*54	2	2	4			
9-17	Auburn	29	4	0	4	1-4		
9-24	Florida State	*34	1	1	2			
10-1	at Virginia Tech	*52	7	1	8			
10-8	Boston College	*45	6	7	13	0.5-1		
10-15	at Maryland	*44	1	1	2			
10-22	North Carolina	*51	7	1	8			
10-29	at Georgia Tech	*77	6	3	9			
11-12	Wake Forest	*71	3	0	3	1-1		
11-19	at N.C. State	*50	2	1	3			
11-26	at South Carolina	*48	4	0	4			
12-3	Virginia Tech	*26	1	0	1			
1-4	West Virginia	21	4	2	6			
Totals		635	54	21	75	2.5-6	0-0	0-0

* - start; Note: Had a caused fumble at Maryland.

Willard Career Stats

Year	G-S	Snaps	Hit	Ast	Tot	TFL	Sacks	Int	QB	PBU	CF-RF
2009	14-0	32	9	1	10	3-5	0-0	0-0	0	0	0-0
2010	12-2	160	19	8	27	1-4	0-0	0-0	1	0	0-0
2011	14-11	635	54	21	75	2.5-6	0-0	0-0	1	4	1-0
Totals	40-13	827	82	30	112	6.5-15	0-0	0-0	2	4	1-0



DeSHAWN WILLIAMS

DT • 6-1 • 290 • So. • 1VL
Central, SC
D.W. Daniel HS

99

Will compete for a starting spot on the defensive line in 2012...backup to Rennie Moore in 2011.

2011: Had 20 tackles and two tackles for loss in 138 snaps over 14 games (one start)...had two tackles in 10 snaps in his first career game against Troy on Sept. 3...had one tackle in two snaps at #10 Virginia Tech on Oct. 1...had one tackle in 17 snaps against North Carolina on Oct. 22...had one tackle in four snaps at Georgia Tech on Oct. 29...had three tackles in nine snaps in his first career start against Wake Forest on Nov. 12...had two tackles and a tackle for loss in 11 snaps at N.C. State on Nov. 19...had three tackles in 18 snaps at #13 South Carolina on Nov. 26...had four tackles and a tackle for loss in 20 snaps against #3 Virginia Tech in the ACC Championship game on Dec. 3.

Before Clemson: Had 106 tackles, 26 tackles for loss, seven sacks, 22 quarterback pressures, three pass breakups, one interception, and three recovered fumbles as a senior at D.W. Daniel High School...from the same school as 2010 First-Team All-ACC defensive tackle Jarvis Jenkins; Williams wore the same #99 jersey that Jenkins wore at D.W. Daniel High and Clemson...helped his team to the state playoffs; he had seven tackles, two recovered fumbles, and a blocked extra point against South Pointe High School in his final game...helped D.W. Daniel High to a 13-1 record as a starter as both a sophomore and junior...moved into the starting lineup halfway through his freshman season...#17 player in South Carolina by [SuperPrep](#)...#37 defensive tackle in the nation by [ESPN.com](#)...area defensive player-of-the-year by [Seneca Journal](#)...third in the state in the shotput as a junior...coached by Randy Robinson at D.W. Daniel High...recruited by Brad Scott.

Personal: Son of Ronald Williams, who totaled 1,824 rushing yards at Clemson from 1990-92...majoring in sociology...born Dec. 29, 1992.

D. Williams 2011 Game-By-Game Stats

Date	Opponent	Snaps	Hit	Ast	Tot	TFL	Sacks	QP
9-3	Troy	10	2	0	2			
9-10	Wofford	6	0	0	0			
9-17	Auburn	4	0	1	1			
9-24	Florida State	3	0	1	1			
10-1	at Virginia Tech	2	0	1	1			
10-8	Boston College	7	0	1	1			
10-15	at Maryland	3	0	0	0			
10-22	North Carolina	17	1	0	1			
10-29	at Georgia Tech	4	1	0	1			
11-12	Wake Forest	*9	2	1	3			
11-19	at N.C. State	11	1	1	2	1-2		
11-26	at South Carolina	18	3	0	3			
12-3	Virginia Tech	20	2	2	4	1-3		
1-4	West Virginia	24	0	0	0			
Totals		138	12	8	20	2-5	0-0	0-0

* - start

D. Williams Career Stats

Year	G-S	Snaps	Hit	Ast	Tot	TFL	Sacks	Int	QP	PBU	CF-RF
2011	14-1	138	12	8	20	2-5	0-0	0-0	0	0	0-0



JERRODD WILLIAMS

S • 6-0 • 205 • Jr. • SQ
Central, SC
D.W. Daniel HS

36

Will compete for playing time in the secondary in 2012...was a member of the Virginia Tech football squad before transferring to Clemson.

2011: Sat out due to NCAA transfer rules.
Before Clemson: Red-shirted at Virginia Tech in 2009 as a cornerback under Head Coach Frank Beamer...#30 cornerback in the nation by [ESPN.com](#) out of D.W. Daniel High School...#36 cornerback in the nation and #14 player in South Carolina by [Rivals.com](#)...#19 player in South Carolina by [SuperPrep](#)...#74 cornerback in the nation by [Scout.com](#)...member of [SuperPrep's](#) Mid-Atlantic team...All-Atlantic region by [PrepStars](#)...had 10 pass breakups and three interceptions as a senior...had 312 yards and one touchdown on 12 kickoff returns...had 175 yards and one touchdown on 11 punt returns...honorable mention all-state by [The State](#)...sealed South Carolina's win in the Shrine Bowl with a 59-yard interception return for a touchdown...had 70 tackles as a junior...had four interceptions and one touchdown as a junior...returned three kickoffs for touchdowns as a junior...teamed up with current Tiger wideout DeAndre Hopkins to form a stellar secondary at D.W. Daniel High...coached by Randy Robinson at D.W. Daniel High.
Personal: Majoring in management...born July 31, 1991.

VETERAN RESERVES



- OVERVIEW
- COACHES
- UNIVERSITY
- TRADITIONS
- PLAYERS
- REVIEW
- OPPONENTS
- RECORDS



64

DARRELL BREVARD

OG • *Jr.
Rock Hill, SC



49

BEAU BROWN

S • *Fr.
Beaufort, SC



51

JIM BROWN

LS • *Fr.
Walterboro, SC



89

WES FORBUSH

WR • *So.
Johnson City, TN



32

CORBIN JENKINS


P/PK • *So.
Conway, SC



25

C.J. JONES

CB • *Jr.
Lincolnton, GA



85

MARIO MARSHALL

TE • *So.
Cheraw, SC



56

COLLINS MAULDIN

DE • *Fr.
Rock Hill, SC



14

DONNY MCELVEEN


QB • *Jr.
Summerville, SC



38

JULIAN PATTON

WR • *Jr.
Rock Hill, SC



87

MATT PORTER

WR • *So.
Charleston, SC



37

DANTE STEWART

CB • *So.
Swansea, SC



95

BRIAN SYMMES

PK • *Jr.
Greenville, SC



51

HARRISON TUCKER

OG • *Fr.
Ninety Six, SC



47

TAYLOR WATSON

S • *So.
Simpsonville, SC



61

SCOTT WILSON

C • *So.
Woodstock, GA



71

STEVEN YOUNG

DT • *Fr.
Awendaw, SC

VETERAN RESERVES NUMERICAL ROSTER

#	Player	Pos.	Hgt.	Wgt.	Cl.	Exp.	Hometown	High School or Junior College
14	Donny McElveen	QB	6-2	210	*Jr.	SQ	Summerville, SC	Summerville HS
25	C.J. Jones	CB	6-0	180	*Jr.	SQ	Lincolnton, GA	Lincoln County HS
32	Corbin Jenkins	P/PK	5-10	175	*So.	SQ	Conway, SC	Conway HS
37	Dante Stewart	CB	5-8	185	*So.	SQ	Swansea, SC	Calhoun County HS
38	Julian Patton	WR	6-0	185	*Jr.	SQ	Rock Hill, SC	Northwestern HS
47	Taylor Watson	S	6-0	195	*So.	SQ	Simpsonville, SC	Woodmont HS
49	Beau Brown	S	6-1	200	*Fr.	RS	Beaufort, SC	Beaufort HS
51	Jim Brown	LS	6-3	235	*Fr.	RS	Walterboro, SC	Pinewood Prep School
51	Harrison Tucker	OG	6-3	305	*Fr.	RS	Ninety Six, SC	Ninety Six HS
56	Collins Mauldin	DE	6-2	225	*Fr.	RS	Rock Hill, SC	Northwestern HS
61	Scott Wilson	C	6-2	245	*So.	RS	Woodstock, GA	The Walker School
64	Darrell Brevard	OG	6-2	270	*Jr.	SQ	Rock Hill, SC	Northwestern HS
71	Steven Young	DT	6-1	260	*Fr.	RS	Awendaw, SC	Lincoln HS
85	Mario Marshall	TE	6-6	205	*So.	SQ	Cheraw, SC	Chesterfield HS
87	Matt Porter	WR	5-11	190	*So.	SQ	Charleston, SC	James Island School
89	Wes Forbush	WR	6-2	185	*So.	SQ	Johnson City, TN	Science Hill HS
95	Brian Symmes	PK	5-11	180	*Jr.	SQ	Greenville, SC	Eastside HS

* - spent one season as a red-shirt player



DANTE STEWART

CLEMSONTIGERS.COM

ROOKIE BIOS



- OVERVIEW
- COACHES
- UNIVERSITY
- TRADITIONS
- PLAYERS
- REVIEW
- OPPONENTS
- RECORDS



MARTIN AIKEN

DE • 6-3 • 245 • Fr. • HS
Smoaks, SC
Bamberg-Ehrhardt HS

53

Before Clemson: Rated as the #24 defensive end in the nation by [Scout.com](#)...#25 defensive end in the nation and #2 player in South Carolina by [Rivals.com](#)...#43 defensive end in the nation by [ESPN.com](#)...#23 defensive end in the nation and #10 player in South Carolina by [247Sports.com](#)...#11 player in South Carolina by [SuperPrep.com](#)...played in the Offense-Defense All-American game...had 73 tackles, 13 tackles for loss, and 11 sacks as a senior at Bamberg-Ehrhardt High School...had 106 tackles, 36 tackles for loss, and 16 sacks as a junior...attended the same school that sent former Tigers Rick Sapp (2006-09) and Da'Quan Bowers (2008-10) to Clemson...coached by Kevin Crosby at Bamberg-Ehrhardt High...recruited by Marion Hobby.

Personal: Majoring in communication studies...born Oct. 17, 1993.



ISAIAH BATTLE

OT • 6-7 • 265 • Fr. • HS
Brooklyn, NY
Blue Ridge (VA) School

79

Enrolled at Clemson in January...will compete for playing time in 2012.

Before Clemson: Rated as the #5 prep school prospect in the nation by [Rivals.com](#) out of Fork Union Military Academy...#36 offensive lineman in the nation and #11 player in Virginia by [Rivals.com](#) at Blue Ridge School...#59 offensive tackle in the nation by [ESPN.com](#)...two-time, first-team all-state selection...had 67 tackles and seven sacks as a senior...had 12 tackles for loss and eight sacks as a junior...first-team All-Virginia Independent Conference as a senior...all-conference as an offensive and defensive lineman...attended Blue Ridge School to play basketball and averaged 10 points per game as a senior...coached by John Shuman at Fork Union Military Academy and Del Smith at Blue Ridge School...recruited by Danny Pearman.

Personal: Majoring in community recreation, sport, & camp management...born Feb. 10, 1993.



TRAVIS BLANKS

S/NB • 6-1 • 195 • Fr. • HS
Tallahassee, FL
North Florida Christian School

11

Enrolled at Clemson in January...will compete for a starting spot in the secondary in 2012.

Before Clemson: Rated as the #15 overall player and the #2 safety in the nation by [ESPN.com](#)...#5 defensive back in the nation and #60 overall player in the nation by [Lindy's](#)...#2 player in Florida by [ESPN.com](#)...third-team All-American by [ESPN.com](#)...#25 overall player and #2 defensive back in the nation by [Tom Lemming](#)...#60 player and #4 defensive back in the nation by [Rivals.com](#)...#13 safety in the nation by [Scout.com](#)...#12 safety in the nation by [247Sports.com](#)...#1 player in the Orlando area by [Orlando Sentinel](#)...played in the U.S. Army All-American game...his North Florida Christian School team won the state title...honorable mention All-American by [Sports Illustrated](#) as a senior despite missing five games due to injury...had 104 tackles, four interceptions, 35 receptions, and eight touchdowns as a junior...coached by Robert Craft at North Florida Christian School...recruited by Jeff Scott.

Personal: Major is undeclared...born Dec. 3, 1993.



ZAC BROOKS

RB • 6-2 • 180 • Fr. • HS
Jonesboro, AR
Jonesboro Senior HS

24

Enrolled at Clemson in January.

Before Clemson: Rated as the #129 player in the nation by [Tom Lemming](#)...#15 athlete in the nation by [Rivals.com](#)...#15 running back in the nation and #1 player in Arkansas by [Rivals.com](#)...#22 athlete in the nation and #3 player in Arkansas by [247Sports.com](#)...#35 wide receiver in the nation and #3 player in Arkansas by [ESPN.com](#)...#42 wide receiver in nation by [Scout.com](#)...#1 player in Arkansas by [SuperPrep](#)...played at Jonesboro Senior High School, where he was a running back and wideout...had an injury-plagued senior season, but still had 650 rushing yards and nine touchdowns along with five receiving touchdowns...had 28 receptions as a senior...had 1,358 yards on 180 carries and 15 touchdowns along with 33 receptions for 211 yards as a junior...had 38 receptions for 769 yards and five touchdowns as a sophomore...first Tiger from the state of Arkansas since 1976 (Steve Carr); Carr did not play in a game, therefore if Brooks plays in a game, he would become the first Tiger from Arkansas on record to play in a game...coached by Randy Coleman at Jonesboro Senior High School...recruited by Chad Morris.

Personal: Majoring in visual arts...born Feb. 1, 1993.



T.J. BURRELL

LB • 5-11 • 205 • Fr. • HS
Goose Creek, SC
Goose Creek HS

41

Before Clemson: Rated as the #57 outside linebacker in the nation and #20 player in South Carolina by [ESPN.com](#)...#58 outside linebacker in the nation by [Scout.com](#)...#26 player in South Carolina by [Rivals.com](#)...#21 player in South Carolina by [247Sports.com](#)...#18 player in South Carolina by [SuperPrep](#)...played in the Shrine Bowl and the Offense-Defense All-American game...first-team all-state, All-Lowcountry, all-county, and all-region as a senior...had 105 tackles, 12 tackles for loss, five sacks, and two interceptions as a senior...state champion in weightlifting as a freshman and sophomore...coached by former Clemson Assistant Coach Chuck Reedy at Goose Creek High School...recruited by Tony Elliott.

Personal: Majoring in general engineering...born Jan. 26, 1994.



PATRICK DESTEFANO

OL • 6-4 • 275 • Fr. • HS
Spartanburg, SC
Dorman HS

71

Enrolled at Clemson in January.

Before Clemson: Rated as the #115 player and #13 offensive tackle in the nation by [ESPN.com](#)...#66 player in the nation by [Tom Lemming](#)...#19 offensive guard in the nation by [Scout.com](#)...played in the Shrine Bowl...played in the Under Armour All-America game along with classmate Jay Guillermo...South Carolina Coaches Association Lineman-of-the-Year at Dorman High School...Big 16 Upper State Lineman-of-the-Year...first-team all-area each of the last two years from an academic standpoint...graded 82 percent as a senior...his father played at Duke and in the NFL with the Chiefs and Saints...high school teammate of current Clemson wide receivers Adam Humphries and Charone Peake...coached by David Gutshall at Dorman High School...recruited by Jeff Scott.

Personal: Majoring in political science...born Nov. 26, 1993.



KEVID DODD


DT • 6-5 • 275 • Fr. • HS
Taylors, SC
Riverside HS

98

Enrolled at Clemson in January.

Before Clemson: Spent the 2011 season at Hargrave Military Academy...had an outstanding career in two sports at Riverside High School...#14 player in South Carolina by [Rivals.com](#)...#27 player in South Carolina by [SuperPrep](#)...played in the South Carolina North-South High School All-Star game; he had five tackles, two sacks, a caused fumble, and recovered fumble...all-region and all-county selection...had 78 tackles, 22 tackles for loss, nine sacks, three caused fumbles, one recovered fumble, and four pass breakups as a senior...outstanding track athlete; he joined that team in the Spring of 2010...county champion in the shot put, runner-up in the discus, and named Greenville County Field Athlete-of-the-Year...region champion in the shot and discus and was a state qualifier in the shot put...Riverside High School Field Athlete-of-the-Year and was voted as a team captain as a senior...set school records in the shot (49' 1") and discus (128' 6.5")...county shotput champion...region shotput and discus champion...named county field athlete-of-the-year...coached by Steve Eoute in football and Eric Cummings in track at Riverside High School...recruited by Jeff Scott and Dan Brooks.

Personal: Majoring in sociology...born July 14, 1992.




RONALD GEOHAGHAN

DB • 6-0 • 185 • Fr. • HS
Orangeburg, SC
Allendale-Fairfax HS

15

Before Clemson: Rated as the #10 safety in the nation and #3 player in South Carolina by [Rivals.com](#)...#23 safety in the nation by [Scout.com](#)...#21 safety in the nation and #10 player in South Carolina by [ESPN.com](#)...#30 safety in the nation and #13 player in South Carolina by [247Sports.com](#)...played in the Shrine Bowl and the Offense-Defense All-American game...won the A state title in the long jump as a senior...attended the same school that sent Clemson all-time leading rusher Raymond Priestner (1994-97)...coached by Eddie Ford at Allendale-Fairfax High School...recruited by Marion Hobby.

Personal: Majoring in sociology...born Aug. 9, 1994.



JAY GUILLERMO

C • 6-2 • 285 • Fr. • HS
Maryville, TN
Maryville HS

57

Enrolled at Clemson in January.

Before Clemson: Rated as the #89 player in the nation, #1 center in the nation, and #1 player in Tennessee by [ESPN.com](#)...first-team All-American by [ESPN.com](#), [MaxPreps.com](#), and [Sports Illustrated](#)...#6 center in the nation by [Rivals.com](#)...helped Maryville High School to the state title each of the last two seasons...Mr. Football Lineman-of-the-Year in Tennessee...played in the Under Armour All-America game with classmate Patrick DeStefano...county player-of-the-year...led his team to a 15-0 record as a senior, as his team was ranked #11 in the nation by [MaxPreps.com](#)...first commitment to Clemson's 2012 class...coached by George Quarles at Maryville High School...recruited by Dan Brooks.

Personal: Majoring in secondary education...born Aug. 26, 1994.



- OVERVIEW
- COACHES
- UNIVERSITY
- TRADITIONS
- PLAYERS
- REVIEW
- OPPONENTS
- RECORDS

ROOKIE BIOS



GERMONE HOPPER

WR • 6-0 • 170 • Fr. • HS
Charlotte, NC
Phillip O. Berry Academy of Technology

5

Before Clemson: Rated as the #11 wide receiver in the nation and #75 overall player in the nation by [Rivals.com](#)...#13 wide receiver in the nation and #81 overall player in the nation by [ESPN.com](#)...#11 wide receiver in the nation and #75 overall player in the nation by [Lindy's](#)...#20 wide receiver in the nation by [Scout.com](#)...#4 player in North Carolina by [Rivals.com](#)...#4 player in North Carolina by [ESPN.com](#)...#6 player in North Carolina by [SuperPrep](#)...#113 overall player and #15 wide receiver in the nation as well as #6 player in North Carolina by [247Sports.com](#)...played in the U.S. Army All-American Game and the Shrine Bowl...rushed for over 4,000 yards and 50 touchdowns in his four years in high school...returned five kickoffs and one punt for touchdowns as a senior...his school's career leader in rushing yards, punt return yards, and kickoff return yards...third in the state in the 100m (10.68) and fourth in the 200m (21.68) as a senior...his team won state titles in the 400m relay and 800m relay in record times...coached by Andrew Howard at Phillip O. Berry Academy of Technology...recruited by Danny Pearman.

Personal: Majoring in sociology...born Oct. 22, 1993.



OLIVER JONES

OL • 6-6 • 320 • Fr. • HS
Ninety Six, SC
Ninety Six HS

65

Enrolled at Clemson in January.
Before Clemson: Rated as the #14 offensive guard/center in the nation by [MaxPreps.com](#)...#58 offensive tackle in the nation by [Scout.com](#)...#65 offensive tackle in the nation by [ESPN.com](#)...#66 offensive tackle in the nation by [Rivals.com](#)...#21 player in South Carolina by [SuperPrep](#)...#22 player in South Carolina by [247Sports.com](#)...top-15 player in South Carolina by [Rivals.com](#)...top-20 player in South Carolina by [ESPN.com](#)...SCFCA A Uppertate Lineman-of-the-Year and a first-team all-state selection...played in the Shrine Bowl...from the same school that produced former Clemson All-ACC running back Ronald Williams (1990-92)...coached by Chris Linder at Ninety Six High School...recruited by Charlie Harbison.

Personal: Majoring in health science...born Sept. 26, 1993.



CHAD KELLY

QB • 6-3 • 210 • Fr. • HS
Niagara Falls, NY
Saint Joseph's Collegiate Institute

11

Before Clemson: Rated as the #84 overall player and #4 quarterback in the nation as well as #1 player in New York by [ESPN.com](#)...#4 dual-threat quarterback in the nation and #2 player in New York by [Rivals.com](#)...#101 overall player and #4 dual-threat quarterback in the nation by [247Sports.com](#)...[SuperPrep](#) All-American...member of the Elite 11...played in the Under Armour All-American Game...passed for 3,050 yards and 27 touchdowns while rushing for 991 yards and 14 touchdowns as a senior...passed for 2,159 yards and 24 touchdowns and rushed for 1,059 yards and 15 touchdowns as a junior...led his team to the state championship game as a junior and senior, winning the state title as a junior...four-time National Punt, Pass, & Kick winner, and the current recordholder...coached by Dennis Gilbert at Saint Joseph's Collegiate Institute...recruited by Chad Morris.

Personal: His uncle, Jim Kelly, was a quarterback with the Buffalo Bills (1986-96) and is a member of the Pro Football Hall of Fame; he was 2874-4779 passing for 35,467 yards and 237 touchdowns in his career...majoring in secondary education...born Mar. 26, 1994.



SHAQ LAWSON

DE • 6-3 • 240 • Fr. • HS
Central, SC
D.W. Daniel HS

90

Before Clemson: Rated as the #18 defensive end in the nation and #3 player in South Carolina by [ESPN.com](#)...#19 defensive end in the nation and #5 player in South Carolina by [Rivals.com](#)...#24 defensive end in the nation and #5 player in South Carolina by [247Sports.com](#)...Impact Player-of-the-Year by [WYFF](#)...region defensive player-of-the-year as a senior...played in the South Carolina North-South High School All-Star game and the Offense-Defense All-American game; he was named Defensive MVP of both all-star games...had 99 tackles, 23 tackles for loss, nine sacks, and five caused fumbles as a senior...had 100 tackles and 13 sacks as a junior...region player-of-the-year in basketball as a junior...played in the North-South All-Star basketball game...coached by Randy Robinson at D.W. Daniel High School...recruited by Chad Morris and Marion Hobby.

Personal: Majoring in community recreation, sport, & camp management...born June 17, 1994.



JAY JAY McCULLOUGH

TE • 6-5 • 230 • Fr. • HS
Fort Mill, SC
Nation Ford HS

89

Before Clemson: Rated as the #45 athlete in the nation by [ESPN.com](#)...top-20 player in South Carolina by [ESPN.com](#) and [Rivals.com](#)...#59 athlete in the nation and #16 player in South Carolina by [247Sports.com](#)...#26 tight end in the nation by [Scout.com](#)...played in the Shrine Bowl and the Offense-Defense All-American game...had 37 receptions for 493 yards and five touchdowns along with 112 rushing yards as a senior...coached by Michael Allen at Nation Ford High School...recruited by Jeff Scott.

Personal: Majoring in communication studies...born Jan. 18, 1994.



BRADLEY PINION

P • 6-5 • 220 • Fr. • HS
Concord, NC
Northwest Cabarrus HS

92

Enrolled at Clemson in January...had a 44.3-yard average on eight punts in the 2012 Spring Game.

Before Clemson: Rated as the #1 punter in the nation by [247Sports.com](#)...#3 kicker in the nation by [ESPN.com](#)...#4 kicker in the nation by [Rivals.com](#)...#6 kicker in the nation by [Scout.com](#)...averaged 46.1 yards per punt as a senior at Northwest Cabarrus High School...first-team All-American by [ESPN.com](#)...played in the U.S. Army All-American game...second-team All-American by [USA Today](#), the first Clemson kicker signee to earn [USA Today](#) All-America honors since Chris Gardocki in 1988...played in the Shrine Bowl...averaged 40 yards per punt and had 17 punts inside the 20 as a junior...had 37 touchdowns in 50 kickoffs as a junior...played basketball (three years) and soccer (goalkeeper) (four years) in high school...coached by Rich Williams at Northwest Cabarrus High School...recruited by Danny Pearman.

Personal: Majoring in pre-business...born June 1, 1994.



D.J. READER

DT • 6-3 • 305 • Fr. • HS
Greensboro, NC
Grimsley HS

48

Before Clemson: Rated as the #19 offensive guard in the nation and #20 player in North Carolina by [Rivals.com](#)...#20 offensive guard in the nation by [Scout.com](#)...#58 offensive guard in the nation and #27 player in North Carolina by [ESPN.com](#)...#41 defensive lineman in the nation and #8 player in North Carolina by [SuperPrep](#)...[SuperPrep](#) All-American...had 50 tackles, seven tackles for loss, and five sacks as a senior...starting center on the basketball squad...standout baseball player who has been clocked in the 90s...batted .529 as junior...coached by Damon Coiro at Grimsley High School...recruited by Robbie Caldwell.

Personal: Majoring in pre-business...born July 1, 1994.



CARLOS WATKINS

DT • 6-4 • 275 • Fr. • HS
Mooresboro, NC
Chase HS

94


Before Clemson: Rated as the #55 player and #7 defensive lineman in the nation as well as #4 player in North Carolina by [247Sports.com](#)...#104 overall player and #8 defensive tackle in the nation as well as #5 player in North Carolina by [Rivals.com](#)...#8 defensive tackle in the nation by [Scout.com](#)...#134 overall player and #12 defensive tackle in the nation as well as #5 player in North Carolina by [ESPN.com](#)...#13 player in North Carolina by [SuperPrep](#)...had 15 sacks, one interception, and five caused fumbles as a senior...had 50 tackles, 29 tackles for loss, and 14 sacks as a junior...played in the U.S. Army All-American game and the Shrine Bowl...averaged over 21 points and 10 rebounds per game in basketball as a junior...attended the same high school that sent the McSwain brothers (Rod, Chuck) to Clemson in the early 1980s; they were both on the 1981 National Championship team; Chuck is the current track coach at Chase High School...coached by Daniel Bailey at Chase High...recruited by Dan Brooks.

Personal: Majoring in pre-business...born Dec. 5, 1993.



BRADLEY PINION

CLEMSON CELEBRATED ITS FIRST ACC CHAMPIONSHIP IN 20 YEARS WHEN IT BEAT #3 VIRGINIA TECH 38-10 AT BANK OF AMERICA STADIUM ON DECEMBER 3, 2011.



2011 REVIEW



2011 SEASON NOTES

Tigers Captured Another ACC Championship

Clemson won the 2011 ACC Championship with a 38-10 win over #3 Virginia Tech on December 3. It was the Tigers' first ACC title since 1991. Clemson has been the ACC Champion 14 times (13 outright and one tied), two more than Florida State. Maryland is third with nine titles, while N.C. State and Duke have seven apiece.

Clemson has 18 conference championships overall. The Tigers won the 1900 and 1902 SIAA Conference Championship under Head Coach John Heisman, then won the 1940 and 1948 Southern Conference titles under Head Coach Frank Howard.

Clemson #15 in Final BCS Standings

Clemson was #15 in the final BCS standings in 2011. It marked Clemson's eighth straight week in the top 20 of the BCS standings. Entering this season, the most weeks Clemson appeared in the BCS standings in one season was six (2007). That year, Clemson finished #15 in the BCS, so the 2011 season tied for the Tigers' best finish in the BCS standings.

Road Wins Over Ranked Teams

Clemson has 64 wins over AP top-25 teams over the years, and 21 of them have taken place on an opponent's home field. The 21st took place on October 1, when the Tigers defeated #10 Virginia Tech 23-3. The 20-point margin was Clemson's largest margin of victory in a road game over a ranked opponent. The previous record was a 11-point win at North Carolina in 1994 and an 11-point win at Florida State in 1989.

The three points allowed in the win over the Hokies tied for the fewest points allowed in a Clemson win over a top-20 team on the road since 1950. Clemson also allowed three points in a 16-3 win at North Carolina in 1983.

Clemson's Road Wins Over Ranked Teams

Date	Opponent	Score	Rank
11-13-1948	Wake Forest	21-14	19
9-17-1950	Missouri	34-0	17
10-28-1950	Wake Forest	13-12	17
1-1-1951	Miami (FL)	15-14	15
9-19-1959	North Carolina	20-18	12
9-17-1977	Georgia	7-6	17
11-18-1978	Maryland	28-24	11
11-8-1981	North Carolina	10-8	8
11-13-1982	Maryland	24-22	18
11-5-1983	North Carolina	16-3	10
9-20-1986	Georgia	31-28	14
9-9-1989	Florida State	34-23	16
10-10-1992	Virginia	29-28	10
11-5-1994	North Carolina	28-17	19
11-8-1996	Virginia	24-16	15
9-13-1997	N.C. State	19-17	25
9-29-2001	Georgia Tech	47-44	9
11-19-2005	South Carolina	13-9	19
9-16-2006	Florida State	27-20	9
10-24-2009	Miami (FL)	40-37	8
10-1-2011	Virginia Tech	23-3	10

Tigers Started 8-0

Clemson won its first eight games in 2011, just the fourth time in school history that happened and the first time since 2000. That year, Clemson's streak ended with a 31-28 loss to Georgia Tech.

The Tiger record for consecutive wins is 15, set from 1947-49 under Head Coach Frank Howard. Clemson won its last three games of 1947, then went 11-0 in 1948. The Tigers won the 1949 season-opener against Presbyterian College, but the streak was snapped with a loss to Rice.

Overall, it was the 13th time in school history Clemson won at least eight games.

Clemson's Longest Winning Streaks

Streak Start	Opponent	Streak End	Opponent	WS
11-8-1947	Furman	9-24-1949	Rice	15
10-7-1939	N.C. State	11-2-1940	Tulane	13
11-22-1980	South Carolina	9-6-1982	Georgia	13
9-30-1978	Villanova	9-15-1979	Maryland	11
9-25-1982	Western Carolina	9-10-1983	Boston College	10
9-24-1983	Georgia Tech	9-22-1984	Georgia	10
11-9-1899	South Carolina	10-19-1901	Tennessee	9
10-28-1950	Wake Forest	10-13-1951	Pacific	9
10-29-1988	Wake Forest	9-30-1989	Duke	9
11-23-1929	The Citadel	11-1-1930	Tennessee	8
10-20-1990	N.C. State	10-5-1991	Georgia	8
9-2-2000	The Citadel	10-28-2000	Georgia Tech	8
9-3-2011	Troy	10-29-2011	Georgia Tech	8

Consecutive 50+ Point Games

Clemson scored at least 56 points in consecutive games during the month of October, the first time that has happened in school history. It was the first time Clemson scored at least 50 points in consecutive ACC games and the first time against anyone since 2006, when Clemson had 50-point games in wins over North Carolina and Louisiana Tech.

Dabo Swinney's Tigers defeated Maryland 56-45 on October 15, then defeated North Carolina 59-38 on October 22. Clemson became just the third ACC team in history with consecutive games of at least 56 points and the first to do it since 1992. Virginia accomplished the feat in 1990 and Florida State did it in 1992.

Turnovers the Key Statistic

The number of turnovers was the key statistic when evaluating wins and losses for Clemson in 2011. In the 10 games Clemson won, the Tigers combined to commit just 11 turnovers and forced 20 for a +9 turnover margin. In Clemson's four losses, the Tigers combined to commit 13 and forced just three for a -10 turnover margin. The Tigers were 8-0 when they at least tied the turnover margin statistic and 2-4 when they lost it.

Clemson Had Experienced Offensive Line

Clemson had four starters on the offensive line returning from 2010, and that contributed to the Tigers' balanced performance in 2011. The Tigers had 2,219 rushing



ANDRE ELLINGTON HAD A CAREER-HIGH 212 RUSHING YARDS AT MARYLAND IN 2011 TO HELP THE TIGERS RECORD BACK-TO-BACK 50-POINT SCORING OUTPUTS.

yards and 3,952 passing yards to go with 22 rushing touchdowns and 33 receiving touchdowns.

Seven players were in the mix on the offensive line when it came to consistent playing time, and those seven players combined for 188 career starts. Landon Walker started more games (49) than any other Tiger in history, while Antoine McClain started 41 games, all consecutively.

Starting center Dalton Freeman has started 36 games, all consecutively, and he was only a junior. Freeman was a First-Team All-ACC pick and was a finalist for the Rimington Trophy. Starting left offensive tackle Phillip Price was a first-team All-ACC selection by CBSsports.com and had an outstanding season in his only year as a starter.

Tiger Offensive Line Experience Chart

Player	Pos.	2011 PL	Career PL	2011 G	Career G
Landon Walker	OT	1033	3131	14-14	53-49
Antoine McClain	OG	921	2438	14-14	54-41
Dalton Freeman	C	1044	2397	14-14	40-36
Mason Cloy	OL	177	1715	13-1	51-20
David Smith	OG	430	1329	12-4	42-18
Phillip Price	OT	802	925	13-13	42-14
Brandon Thomas	OL	777	913	13-10	23-10
Totals		5184	12,848	93-70	305-188

Tigers Won ACC Title With Young Team

Forty-two of the eighty-five players on scholarship were freshmen in 2011, and 29 of those players played in at least one game. Clemson tied with Indiana for the most freshmen who played in a game in 2011. Auburn, Florida State, and Texas tied for third with 26 apiece.

Most Freshmen Played in 2011

Rk	School	Freshmen
1.	Clemson	29
	Indiana	29
3.	Auburn	26
	Florida State	26
	Texas	26
6.	Central Florida	25
	Colorado	25
	Georgia	25
	Mississippi State	25
	South Carolina	25
	Virginia Tech	25

Source: Tennessee Sports Information Office.

THE 2011 OFFENSIVE LINE LED THE TIGERS TO 33.6 POINTS AND 440.8 YARDS PER CONTEST.





- OVERVIEW
- COACHES
- UNIVERSITY
- TRADITIONS
- PLAYERS
- REVIEW
- OPPONENTS
- RECORDS

2011 SEASON NOTES

Stopping Streaks I

On September 17, Clemson ended Auburn's 17-game winning streak, the longest streak in Auburn history, the longest active streak in the nation at the time, and the longest streak Clemson has ended in its history. Clemson also ended its 14-game losing streak to Auburn. The ACC Tigers had not beaten the SEC Tigers since the 1951 campaign.

At Virginia Tech on October 1, Clemson ended the Hokies' 12-game ACC winning streak, their 14-game regular-season winning streak, and their five-game winning streak against Clemson. The Tigers had not beaten Virginia Tech since 1989.

Stopping Streaks II

Clemson ended Auburn's 17-game winning streak on September 17 with a 38-24 victory. Clemson overcame a 14-point deficit in the first half, the first time Clemson had done that to gain victory since the 2006 Wake Forest game in Winston-Salem, NC. That was the longest streak Clemson has snapped in school history. The previous record was a 15-game winning streak by Georgia that Clemson snapped in 1981.

Longest Winning Streaks Stopped By Clemson

Rk	Opponent	Season	Site	Score	WS
1.	Auburn	2011	H	38-24	17
2.	Georgia	1981	H	13-3	15
3.	Miami (FL)	1950	N1	15-14	*10
4.	Furman	1923	A	7-6	8
	Nebraska	1981	N1	22-15	8
6.	Boston College	1939	N2	6-3	7
	TCU	1959	N3	23-7	7
8.	N.C. State	1989	H	30-10	6
	N.C. State	1991	H	29-19	6
	Tennessee	2003	N4	27-14	6

* - unbeaten streak; N1 - Miami, FL (Orange Bowl); N2 - Dallas, TX (Cotton Bowl); N3 - Houston, TX (Bluebonnet Bowl); N4 - Atlanta, GA (Peach Bowl).

Tigers Downed a Defending National Champion...Again

Clemson is now 3-0 against the defending National Champion in Memorial Stadium. The Tigers first defeated the defending champion in 1981, when Clemson beat Georgia 13-3. The Bulldogs had won the title the previous year. Clemson defeated Georgia Tech in 1991 by a score of 9-7 in Death Valley one year after the Yellow Jackets had won the national title. On September 17, 2011, Clemson defeated #19 Auburn 38-24, just three games removed from Auburn's 2010 National Championship.



RENNIE MOORE'S SACK OF CLINT TRICKETT SECURED CLEMSON'S 35-30 WIN OVER #11 FLORIDA STATE ON SEPTEMBER 24, 2011. THE TIGERS WERE NAMED NATIONAL TEAM-OF-THE-WEEK BY FWAA.



DEANDRE HOPKINS' FOUR-YARD TOUCHDOWN RECEPTION IN THE SECOND QUARTER LED THE TIGERS' RALLY FROM A 14-POINT DEFICIT IN THEIR 38-24 WIN OVER #19 AUBURN ON SEPTEMBER 17, 2011. CLEMSON IMPROVED TO 3-0 ALL-TIME AGAINST A DEFENDING NATIONAL CHAMPION IN DEATH VALLEY.

In all three cases, Clemson gained the victory in the third game of the season against a team that had beaten the Tigers in a close game the year before.

Summary of Clemson's Offensive Numbers vs. Auburn

- Had 624 yards, third-most in Clemson history. It was the most yards by Clemson against an SEC team in history.
- Had 32 first downs, fourth-most in Clemson history.
- Had 238 rushing yards and 386 passing yards, just the sixth game in history the Tigers had at least 300 passing yards and 200 rushing yards in one game.
- Converted 14-18 third downs, tied for the second-most third-down conversions in Clemson history and the second-best percentage (77.8) in school history.
- Totaled 92 plays, tied for fifth-most in Clemson history.
- Finished the game with an 18-play drive that took 9:34 off the clock. It tied for the third-longest (time) drive in Clemson history.

Clemson Named National Team-of-the-Week

Clemson was named national team-of-the-week for its 35-30 win over #11 Florida State on September 24. It was just the second time Clemson was the recipient of the award from the **Football Writers Association of America** that dates to 2002.

The Tigers downed the Seminoles to give them a second win over a top-20 team in eight days, just the fourth time the program had wins over ranked teams in consecutive weeks.

Clemson gained 443 yards and scored 35 points against Florida State, who entered the game fifth in the nation in total defense, allowing just 195 yards per game. The Seminoles had also allowed just 11 points per game entering the contest.

Tajh Boyd completed 22-35 passes for 344 yards and added 19 rushing yards for 363 yards of total offense. His favorite target was freshman Sammy Watkins, who had seven catches for 141 yards and two touchdowns. Defensive tackle Rennie Moore had a sack on Florida State's final offensive play to preserve the victory, Clemson's fifth in a row over the Seminoles in Death Valley. Clemson held Florida State to just 29 rushing yards.

Clemson last won the award from the **FWAA** in 2003 after a 26-10 victory over #3 Florida State.

Second-Best Comeback on Record

Clemson overcame an 18-point deficit on two occasions and defeated Maryland 56-45 on October 15 in College Park, MD. It was the highest-scoring game for the Tigers in an ACC contest since the Tigers scored 59 in a 59-31 win over Duke in 2001. The 101 combined points were the most in a Clemson game since the Tigers defeated Wake Forest 82-24 on October 31, 1981.

The Tigers fell behind 28-10 in the first half, as the Terapins scored 14 early points off Clemson turnovers. The Tigers had allowed just 16 opponent points off turnovers in the first six games, then Maryland totaled 14 in the first quarter.

Clemson still trailed 35-17 in the third quarter and Maryland had possession. However, freshman Bashaud Breeland hauled in a one-armed interception that set up a score, as Clemson went on a 25-3 run to take a 42-38 lead.

Maryland came back to take a 45-42 lead on a long drive with seven minutes left. But, Sammy Watkins returned the ensuing kickoff 89 yards for a touchdown. It gave Clemson a 49-45 lead and the Tigers never trailed again. Andre Ellington, who rushed for a career-high 212 yards, clinched the game with a 44-yard touchdown run with 3:55 minutes left in the game.

It was the second-largest deficit overcome to gain victory in school history. The only comeback that is better took place in 1992, when Clemson overcame a 28-point deficit at Virginia to win 29-28.

Earlier this year, Clemson trailed Auburn by 14 points (21-7) before winning 38-24. Clemson was also down 14 points against Wake Forest (28-14) and came back to win 31-28 on a field goal on the last play of the game.

Clemson had overcome a 14-point deficit or more nine times in 115 years prior to 2011. The 2011 team did it three times. Tajh Boyd is Clemson's career leader from the quarterback position in overcoming deficits of 14 points or more.

Clemson's Greatest Comebacks

Date	Opponent	Score	Def.	Final
10-10-1992	at Virginia	0-28	28	29-28
10-15-2011	at Maryland	17-35	18	56-45
10-21-2000	at North Carolina	0-17	17	38-24
9-24-1966	Virginia	18-35	17	40-35
9-26-1953	at Boston College	0-14	14	14-14
11-17-1962	at Maryland	0-14	14	17-14
10-11-1980	at Virginia	10-24	*14	27-24
11-2-2002	at Duke	10-24	*14	34-31
11-6-2004	at Miami (FL)	3-17	14	24-17
10-7-2006	at Wake Forest	3-17	*14	27-17
9-17-2011	Auburn	7-21	14	38-24
11-12-2011	Wake Forest	14-28	14	31-28

* - fourth-quarter deficit

Tigers Scored in 22 Straight Quarters

Clemson set a school record for consecutive quarters scoring during the North Carolina game. That streak also came to an end in Clemson's 59-38 win. The Tigers scored in 22 straight quarters, breaking the record of 20 set in 1983.



- OVERVIEW
- COACHES
- UNIVERSITY
- TRADITIONS
- PLAYERS
- REVIEW
- OPPONENTS
- RECORDS

2011 SEASON NOTES

It is interesting to note that four of the top five streaks in school history have been stopped by North Carolina. Clemson scored in 49 of the 56 quarters in 2011.

Most Consecutive Quarters Scoring

Started	Ended	Opponent	Qtrs
9-17-2011	10-22-2011	North Carolina (4th)	22
9-24-1983	11-5-1983	North Carolina (1st)	20
9-8-2011	10-20-2011	North Carolina (2nd)	17
10-14-1978	11-11-1978	North Carolina (2nd)	15
11-1-2003	1-2-2004	Tennessee (3rd)	15

35-Point Quarter

Clemson scored 35 points in the third quarter of its 59-38 win over North Carolina on October 22. It was the most points in a quarter since the Tigers scored 35 points against Wake Forest in an 82-24 victory in 1981. Fittingly, the 1981 team was honored at halftime of the North Carolina game on the occasion of the team's 30-year anniversary of winning the national title.

Christopher "Kit" Southwick set a Tiger mascot pushup record when he did 225 pushups during the third quarter of the North Carolina game. The previous record was 210 by Dan Licata against Central Michigan in 2007.

The 35 points in the third quarter tied the Tiger record for points in a quarter. The 1981 team scored 35 points in the second quarter of that 1981 Wake Forest game. Those are the only 35-point quarters in Clemson history.

Academics & Athletics

Clemson was one of five schools nationally to rank in the top 25 of the **U.S. News & World Report** Top Public Institutions and in the top 25 of the BCS standings in 2011. Clemson was #25 among public institutions and #15 in the final BCS standings. The other four schools in both were Georgia, Michigan, Penn State, and Wisconsin. Only Michigan and Wisconsin were higher than Clemson in the BCS standings among schools ranked in the top 25 of the public institutions.

Five First-Team All-ACC Tigers

Five Tigers were named First-Team All-ACC in 2011, including four on offense. Clemson's five first-team players were more than any other school. The Tigers had nine combined selections on the two teams, also more than any other school.



ANDRE BRANCH HAD FOUR SACKS AT #10 VIRGINIA TECH TO LEAD CLEMSON TO A 23-3 WIN. HIS ACC-HIGH 10.5 SACKS WERE A BIG REASON HE WAS NAMED FIRST-TEAM ALL-ACC.

The first-team selections on offense were tight end Dwayne Allen, quarterback Tajh Boyd, center Dalton Freeman, and wide receiver Sammy Watkins. Defensive end Andre Branch was a first-team pick as well. It marked the first time since 2006 that Clemson had five first-team selections.

Second-team selections were Andre Ellington (RB), Chandler Catanzaro (PK), Brandon Thompson (DT), and Watkins (SP). Clemson had three Honorable Mention All-ACC selections in Phillip Price (OT), Landon Walker (OT), and Dawson Zimmerman.

Clemson had four of the 11 players named First-Team All-ACC on offense, the most for the program since 2007, but it was the first time in Clemson history that the Tigers had four underclassmen earn first-team honors on offense.

Boyd became the first Clemson sophomore quarterback to earn First-Team All-ACC honors since Woodrow Dantzler was named First-Team All-ACC as a senior in 2001. Boyd was the first Clemson underclassman to earn First-Team All-ACC honors since Homer Jordan was a first-team pick in 1981 as a junior. Boyd was the first Clemson sophomore to earn First-Team All-ACC honors at quarterback since Harvey White in 1957.

Watkins was named First-Team All-ACC at wide receiver. He became the first Clemson first-year freshman to be named First-Team All-ACC since Anthony Simmons (LB) in 1995. The Fort Myers, FL native was Clemson's first first-year freshman offensive player named First-Team All-ACC since Ronald Williams (1990) did so as a running back. Williams' son, DeShawn Williams, was a classmate and teammate of Watkins on the 2011 squad. Watkins also became the first Clemson freshman to earn First-Team All-ACC honors.

Allen was named First-Team All-ACC after being named Second-Team All-ACC as a sophomore in 2010. Allen established Clemson records for receptions (50) and receiving yards (598) for a tight end. He also had eight receiving touchdowns, most in Clemson history by a tight end. Allen received the John Mackey Award as the nation's top tight end.

Freeman was the First-Team All-ACC center. He started every game in 2011 and was finalist for the Rimington Trophy. Freeman became the first Clemson center to earn First-Team All-ACC honors since 2000, when Kyle Young was named as a junior.

Branch was a First-Team All-ACC pick at defensive end. The native of Richmond, VA led the ACC in sacks (10.5) and was among the league leaders in tackles for loss (17).

Leading the second-team selections was defensive tackle Brandon Thompson. The senior had 77 tackles, fourth-most on the team, and had a team-tying-best 18 quarterback pressures.

Ellington was named Second-Team All-ACC as a running back. Ellington had 1,178 rushing yards in 13 games. He scored 11 touchdowns and was second on the team in all-purpose yards (1,418).

Catanzaro made 22-27 field goals in 2011. That included 9-12 on field goals of 40+ yards.

Watkins was the first Tiger to earn All-ACC honors at two different positions since 2009, when C.J. Spiller was named First-Team All-ACC as a kick returner and Second-Team All-ACC as a running back. Watkins had 2,288 all-purpose yards, second-most in Clemson history.

Tiger First-Team All-ACC Freshmen

Player	Pos.	Year	FY/RS
Terry Allen	RB	1987	RS
Robert O'Neal	DB	1989	FY
Ronald Williams	RB	1990	FY
Nelson Welch	PK	1991	RS
Anthony Simmons	LB	1995	FY
Sammy Watkins	WR	2011	FY

Clemson Players-of-the-Game

After each game, Clemson coaches select players-of-the-game on offense, defense, and special teams. Below is the game-by-game list for the 2011 season.

2011 Players-of-the-Game

Opponent	Offense	Defense	Special Teams
Troy	Boyd	Wright	Catanzaro
Wofford	Ellington	Moore	Zimmerman
Auburn	Boyd/Watkins	Branch	Fajgenbaum
Florida State	Allen	Moore	Benton
Virginia Tech	Freeman	Branch	Wright
Boston College	Watkins	Goodman/Thompson	Catanzaro
Maryland	Ellington/Watkins	-----	Shuey
North Carolina	Boyd/Hopkins	Ko. Brown	Sobeski
Georgia Tech	Watkins	Goodman/Wright	Zimmerman
Wake Forest	Ja. Brown	Hall	Dar. Smith
N.C. State	Hopkins	Branch	Zimmerman
South Carolina	Ellington	Hall	Traylor
Virginia Tech	Boyd/Ellington	Defensive Line	Zimmerman

Seven Tigers With a 50-Yard Play

An indication of the amount of weapons on the Tiger offense was the number of players with a play of 50 yards or more in 2011. Clemson had seven different players who were involved in 13 scrimmage plays of 50 yards or more. The previous record for a season was also seven players, established in 2001.

Sammy Watkins had five different receptions of at least 50 yards, including two 62-yard receptions and a 65-yard catch. Mike Bellamy had a 75-yard run, Andre Ellington had a 74-yard run, and 68-yard run, Dwayne Allen had a 54-yard reception, DeAndre Hopkins had a 50-yard catch, and Martavis Bryant had a 54-yard reception. Tight end Brandon Ford had a 50-yard reception at N.C. State to give Clemson seven different players with a 50-yard play from scrimmage in 2011.

Four Sons of Former Tigers on 2011 Team

Four sons of former Tiger football players were on the 2011 team. Starting offensive tackle Landon Walker is the son of Gary Walker, who was a letterman on Clemson's 1981 National Championship team. The same goes for Shaq Anthony, a first-year freshman whose father, Vernie Anthony, also lettered on the 1981 team.

Freshman defensive lineman DeShawn Williams is the son of running back Ronald Williams, who was the leading rusher (941 yards) on Clemson's 1990 team as a first-year freshman, still the Clemson record for a first-year freshman. Ronald Williams played for the Tigers from 1990-92.

Walk-on Taylor Watson is the son of Ronald Watson, who was a freshman on the 1981 team.



TIGHT END DWAYNE ALLEN WAS ONE OF FIVE FIRST-TEAM ALL-ACC TIGERS IN 2011.



- OVERVIEW
- COACHES
- UNIVERSITY
- TRADITIONS
- PLAYERS
- REVIEW
- OPPONENTS
- RECORDS

2011 SEASON NOTES

1,000-Yard Rusher & Receiver

Junior Andre Ellington went over the 1,000-yard rushing mark in the win over #3 Virginia Tech in the ACC Championship game, giving the Tigers their 12th different 1,000 yard rusher in history. There have been 15 1,000-yard seasons so far, as Raymond Priester, Woodrow Dantzler, and James Davis had two 1,000-yard rushing seasons during their careers.

Clemson had not had a 1,000-yard rusher since the 2009 season, when C.J. Spiller rushed for 1,212 yards. The school record is 1,345 rushing yards by Raymond Priester in 1996. He also has the second most in a season with 1,322 in 1995.

When Ellington reached 1,000 rushing yards, the 2011 team became just the third in Clemson history with a 1,000-yard rusher and a 1,000-yard receiver. Sammy Watkins already had 1,000 receiving yards receiving and had 1,219 in 2011. The only other Tiger teams to do it were the 2000 and 2007 squads.

The 2011 team was the first with a 1,000-yard rusher, 1,000-yard receiver, and a 3,000-yard passer. Tajh Boyd passed for 3,828 yards in 2011.



SAMMY WATKINS BECAME THE FOURTH FIRST-YEAR FRESHMAN IN COLLEGE FOOTBALL HISTORY TO BE NAMED AN AP FIRST-TEAM ALL-AMERICAN IN 2011.

Tiger Teams With 1,000-Yard Rusher & Receiver		
Year	Rusher(s)	Receiver
2000	Woodrow Dantzler (1,028) Travis Zachery (1,027)	Rod Gardner (1,050)
2007	James Davis (1,064)	Aaron Kelly (1,081)
2011	Andre Ellington (1,178)	Sammy Watkins (1,219)

Allen & Watkins First-Team AP All-Americans

Freshman Sammy Watkins and junior Dwayne Allen were both named first-team All-Americans by AP. Defensive end Andre Branch was a third-team selection, giving Clemson three AP All-Americans for the first time since 1991.

Watkins, who was named as the all-purpose player, was the first first-year freshman in ACC history to be named an AP First-Team All-American and the first at any school since Oklahoma running back Adrian Peterson was honored in 2004. Allen was named as the tight end, the first Tiger tight end to earn AP First-Team All-America honors since Bennie Cunningham in 1974.

It marked the first time Clemson had two AP First-Team All-Americans in the same year. Not even Clemson's 1981 National Championship team had two first-team selections by AP.

It was the first time Clemson had three players chosen first, second, or third team by AP since 1991, when Jeb Flesch was a first-team choice at offensive guard, Rob Bodine was a second-team selection at middle guard, and Ed McDaniel was a third-team selection at linebacker.

It was also the third straight year Clemson had an AP First-Team All-American, the first three-year stretch in school history. Clemson, Michigan State, Oklahoma State and Stanford were the only schools in the nation with an AP First-Team All-American each season from 2009-11.

Watkins had 82 catches for 1,219 yards and 12 touchdowns in 2011. He set ACC freshman records in those categories.

Allen had 50 receptions for 598 yards and eight touchdowns, school records in all three categories by a tight

end. He won the John Mackey Award as the nation's top tight end.

Branch led the ACC in sacks (10.5) and had 17 tackles for loss. He had 85 tackles, second-most on the team.

2011 Tiger All-Americans

Team	Allen	Branch	Watkins
Associated Press	1	3	1
CBSSports.com	2	2	--
ESPN.com	1	--	--
Football Writers	1	--	--
FoxSports.com	--	--	1
Phil Steele	1	2	2
Pro Football Weekly	--	--	1
Rivals.com	--	2	1
SI.com	1	2	1
Walter Camp	--	2	--

2011 FINAL POLLS

Associated Press

Rk	Team	W-L	Points	Pvs
1.	Alabama (55)	12-1	1495	2
2.	Louisiana State (1)	13-1	1425	1
3.	Oklahoma State (4)	12-1	1399	3
4.	Oregon	12-2	1250	6
5.	Arkansas	11-2	1198	7
6.	Southern California	10-2	1181	5
7.	Stanford	11-2	1167	4
8.	Boise State	12-1	1127	8
9.	South Carolina	11-2	1013	10
10.	Wisconsin	11-3	905	9
11.	Michigan State	11-3	873	12
12.	Michigan	11-2	839	13
13.	Baylor	10-3	780	15
14.	TCU	11-2	653	16
15.	Kansas State	10-3	621	11
16.	Oklahoma	10-3	572	19
17.	West Virginia	10-3	547	23
18.	Houston	13-1	518	20
19.	Georgia	10-4	439	18
20.	Southern Mississippi	12-2	411	22
21.	Virginia Tech	11-3	329	17
22.	Clemson	10-4	188	14
23.	Florida State	9-4	154	25
24.	Nebraska	9-4	143	21
25.	Cincinnati	10-3	103	---

USA Today/ESPN

Rk	Team	W-L	Points	Pvs
1.	Alabama (59)	12-1	1475	2
2.	Louisiana State	13-1	1404	1
3.	Oklahoma State	12-1	1367	3
4.	Oregon	12-2	1290	5
5.	Arkansas	11-2	1188	7
6.	Boise State	12-1	1162	6
7.	Stanford	11-2	1106	4
8.	South Carolina	11-2	1084	9
9.	Michigan	11-2	925	12
10.	Michigan State	11-3	912	13
11.	Wisconsin	11-3	911	8
12.	Baylor	10-3	775	16
13.	TCU	11-2	710	15
14.	Houston	13-1	673	17
15.	Oklahoma	10-3	610	19
16.	Kansas State	10-3	602	10
17.	Virginia Tech	11-3	574	11
18.	West Virginia	10-3	554	22
19.	Southern Mississippi	12-2	429	21
20.	Georgia	10-4	345	18
21.	Cincinnati	10-3	248	24
22.	Clemson	10-4	237	14
23.	Florida State	9-4	205	25
24.	Nebraska	9-4	144	20
25.	Brigham Young	10-3	79	---

BCS Standings

Rk	Team	W-L	Avg.	Pvs
1.	Louisiana State	13-1	1.000	1
2.	Alabama	12-1	.942	2
3.	Oklahoma State	12-1	.933	3
4.	Stanford	11-2	.848	4
5.	Oregon	12-2	.790	9
6.	Arkansas	11-2	.769	8
7.	Boise State	12-1	.741	7
8.	Kansas State	10-3	.683	11
9.	South Carolina	11-2	.655	12
10.	Wisconsin	11-3	.637	15
11.	Virginia Tech	11-3	.519	5
12.	Baylor	10-3	.498	17
13.	Michigan	11-2	.479	16
14.	Oklahoma	10-3	.460	10
15.	Clemson	10-4	.422	20
16.	Georgia	10-4	.412	14
17.	Michigan State	11-3	.388	13
18.	TCU	11-2	.387	18
19.	Houston	13-1	.350	6
20.	Nebraska	9-4	.261	19
21.	Southern Mississippi	12-2	.192	24
22.	Penn State	9-4	.131	21
23.	West Virginia	10-3	.123	23
24.	Texas	8-5	.088	22
25.	Auburn	8-5	.058	---

Note: Standings and "Avg." are entering bowl season.



2011 STATS

10-4 Overall, 6-2 ACC, 7-0 Home, 2-3 Away, 1-1 Neutral, 7-1 Day, 3-3 Night, 0-0 Overtime

Team Stats

	CU	Opp.
TOTAL OFFENSE	6171	5521
Total Plays	1055	986
Touchdowns	55	47
Yards Per Play	5.8	5.6
Yards Per Game	440.8	394.4
RUSHING YARDS	2219	2476
Carries	530	569
Touchdowns	22	21
Yards Per Carry	4.2	4.4
Yards Per Game	158.5	176.9
PASSING YARDS	3952	3045
Attempts	525	417
Completions	311	243
Had Intercepted	12	14
Touchdowns	33	26
Completion Percentage	59.2	58.3
Yards Per Attempt	7.53	7.30
Yards Per Completion	12.7	12.5
Efficiency	138.6	133.5
Yards Per Game	282.3	217.5
PUNTING YARDS	2783	3005
Number of Punts	67	78
Average Punt	41.5	38.5
Had Blocked	0	1
Net Punting	38.2	37.4
PUNT RETURN YARDS	90	224
Number of Returns	13	24
Touchdowns	0	1
Average Return	6.9	9.3
INTERCEPTION RETURN YARDS	270	199
Number of Interceptions	14	12
Touchdowns	1	1
Return Yards Per Interception	19.3	16.6
FUMBLE RETURN YARDS	23	132
Number of Returns	3	4
Touchdowns	1	2
Average Return	7.7	33.0
TOTAL RETURN YARDS	383	555
MISCELLANEOUS YARDS	0	0
KICKOFF RETURN YARDS	1405	1502
Number of Returns	63	75
Touchdowns	1	1
Average Return	22.3	20.0
FIRST DOWNS	315	283
By Rushing	115	131
By Passing	182	129
By Penalty	18	23
Per Game	22.5	20.2
PENALTIES (#-Yards)	62-562	79-702
Penalties Per Game	4.4	5.6
Penalty Yards Per Game	40.1	50.1
FUMBLES (#-Lost)	23-12	25-9
TURNOVERS	24	23
Points Off Turnovers	74	103
AVERAGE STARTING FIELD POSITION	C33	O29
SACKS (#-Yards)	24-175	33-229
THIRD-DOWN CONVERSIONS	94-217	86-210
Percentage	43.3	41.0
FOURTH-DOWN CONVERSIONS	9-19	9-22
Percentage	47.4	40.9
TIME OF POSSESSION	393:10	446:50
Per Game	28:05	31:55

Team Scoring

	CU	Opp.
POINTS	470	410
Points Per Game	33.6	29.3
TOUCHDOWNS	58	52
By Rushing	22	21
By Passing	33	26
By Return	3	5
By Recovery	0	0
FIELD GOALS	22-27	16-18
PAT (Kicks)	52-54	50-51
PAT (Runs)	0-1	0-0
PAT (Passes)	2-3	0-1
PAT (Returns)	0	0
SAFETIES	0	0

Scoring By Quarters

	1st	2nd	3rd	4th	OT	Tot
CLEMSON	117	93	151	109	---	470
Opponents	110	147	99	54	---	410

Offensive Stats

#	RUSHING	G-S	Car	Gain	Loss	Net	Y/C	C/G	Y/G	TD	10+	20+	LG
23	Andre Ellington, RB	13-13	223	1218	40	1178	5.3	17.2	90.6	11	29	11	74
5	Mike Bellamy, RB	12-0	57	360	17	343	6.0	4.8	28.6	3	11	2	75
2	Sammy Watkins, WR	13-10	32	243	12	231	7.2	2.5	17.8	0	7	4	33
22	D.J. Howard, RB	12-2	41	235	5	230	5.6	3.4	19.2	1	5	2	37
10	Tajh Boyd, QB	14-14	142	462	244	218	1.5	10.1	15.6	5	10	1	24
25	Roderick McDowell, RB	13-0	14	66	3	63	4.5	1.1	4.8	1	3	0	14
16	Adam Humphries, WR	14-2	2	7	0	7	3.5	0.1	0.5	0	0	0	4
63	Brandon Thomas, OL	13-10	0	0	0	0	---	0.0	0.0	1	0	0	0
30	Chad Diehl, FB	14-2	1	0	0	0	0.0	0.1	0.0	0	0	0	0
8	Cole Stoudt, QB	6-0	5	13	19	-6	-1.2	0.8	-1.0	0	0	0	7
13	Spencer Benton, PK/P	10-0	1	0	9	-9	-9.0	0.1	-0.9	0	0	0	-9
19	Charone Peake, WR	14-0	1	0	13	-13	-13.0	0.1	-0.9	0	0	0	-13
TEAM	14-14	11	0	23	-23	-2.1	0.8	-1.6	0	0	0	0	-1
CLEMSON	14-14	530	2604	385	2219	4.2	37.9	158.5	22	65	20	75	
Opponents	14-14	569	2790	314	2476	4.4	40.6	176.9	21	67	19	56	

#	PASSING	G-S	Cm-Att-I	Yards	TD	LG	20+	Cm%	Y/A	Y/C	Y/G	Eff
10	Tajh Boyd, QB	14-14	298-499-12	3828	33	65	50	59.7	7.67	12.8	273.4	141.2
8	Cole Stoudt, QB	6-0	12-21-0	115	0	50	1	5.48	9.6	19.2	103.1	
2	Sammy Watkins, WR	13-10	1-1-0	9	0	9	0	100.0	9.00	9.0	0.7	175.6
23	Andre Ellington, RB	13-13	0-1-0	0	0	---	0	0.0	0.00	---	0.0	0.0
TEAM	14-14	0-1-0	0	0	---	0	---	0.0	0.00	---	0.0	0.0
6	DeAndre Hopkins, WR	14-11	0-2-0	0	0	---	0	0.0	0.00	---	0.0	0.0
CLEMSON	14-14	311-525-12	3952	33	65	51	59.2	7.53	12.7	282.3	138.6	
Opponents	14-14	243-417-14	3045	26	66	40	58.3	7.30	12.5	217.5	133.5	

#	RECEIVING	G-S	Rec	Yards	Y/Rec	Rec/G	Y/G	TD	20+	LG
2	Sammy Watkins, WR	13-10	82	1219	14.9	6.3	93.8	12	19	65
6	DeAndre Hopkins, WR	14-11	72	978	13.6	5.1	69.9	5	13	50
83	Dwayne Allen, TE	14-14	50	598	12.0	3.6	42.7	8	7	54
18	Jaron Brown, WR	14-12	31	406	13.1	2.2	29.0	4	3	29
23	Andre Ellington, RB	13-13	22	109	5.0	1.7	8.4	0	0	19
16	Adam Humphries, WR	14-2	15	130	8.7	1.1	9.3	0	0	18
80	Brandon Ford, TE/WR	14-1	14	166	11.9	1.0	11.9	2	3	50
1	Martavis Bryant, WR	14-2	9	221	24.6	0.6	15.8	2	5	54
19	Charone Peake, WR	14-0	4	71	17.8	0.3	5.1	0	1	24
9	Joe Craig, WR	7-0	3	18	6.0	0.4	2.6	0	0	13
5	Mike Bellamy, RB	12-0	2	4	2.0	0.2	0.3	0	0	4
22	D.J. Howard, RB	12-2	2	2	1.0	0.2	0.2	0	0	4
11	Bryce McNeal, WR	3-1	1	8	8.0	0.3	2.7	0	0	8
26	Marquan Jones, WR	13-0	1	6	6.0	0.1	0.5	0	0	6
25	Roderick McDowell, RB	13-0	1	-1	-1.0	0.1	-0.1	0	0	-1
63	Brandon Thomas, OL	13-10	1	-1	-1.0	0.1	-0.1	0	0	-1
86	Sam Cooper, TE	14-0	1	18	18.0	0.1	1.3	0	0	18
CLEMSON	14-14	311	3952	12.7	22.2	282.3	33	51	65	
Opponents	14-14	243	3045	12.5	17.4	217.5	26	40	66	

#	TOTAL OFFENSE	G-S	PL	Rush	Pass	Total	Y/PL	TDR	Y/G
10	Tajh Boyd, QB	14-14	641	218	3828	4046	6.3	38	289.0
23	Andre Ellington, RB	13-13	224	1178	0	1178	5.3	11	90.6
5	Mike Bellamy, RB	12-0	57	343	---	343	6.0	3	28.6
2	Sammy Watkins, WR	13-10	33	231	9	240	7.3	0	18.5
22	D.J. Howard, RB	12-2	41	230	---	230	5.6	1	19.2
8	Cole Stoudt, QB	6-0	26	-6	115	109	4.2	0	18.2
25	Roderick McDowell, RB	13-0	14	63	---	63	4.5	1	4.8
16	Adam Humphries, WR	14-2	2	7	---	7	3.5	0	0.5
63	Brandon Thomas, OL	13-10	0	0	---	0	---	1	0.0
30	Chad Diehl, FB	14-2	1	0	---	0	0.0	0	0.0
6	DeAndre Hopkins, WR	14-11	2	---	0	0	0.0	0	0.0
13	Spencer Benton, PK/P	10-0	1	-9	---	-9	-9.0	0	-0.9
19	Charone Peake, WR	14-0	1	-13	---	-13	-13.0	0	-0.9
TEAM	14-14	12	-23	0	-23	-1.9	0	0	-1.6
CLEMSON	14-14	1055	2219	3952	6171	5.8	55	440.8	
Opponents	14-14	986	2476	3045	5521	5.6	47	394.4	

#	ALL-PURPOSE	G-S	PL	Rush	Rec	PR	KOR	IR	Total	TD	Y/G
2	Sammy Watkins, WR	13-10	149	231	1219	12	826	---	2288	13	176.0
23	Andre Ellington, RB	13-13	250	1178	109	---	131	---	1418	11	109.1
6	DeAndre Hopkins, WR	14-11	82	---	978	49	---	---	1027	5	73.4
18	Jaron Brown, WR	14-12	46	---	406	---	308	---	714	4	51.0
83	Dwayne Allen, TE	14-14	50	---	598	---	---	---	598	8	42.7
5	Mike Bellamy, RB	12-0	63	343	4	---	64	---	411	3	34.3
1	Martavis Bryant, WR	14-2	11	---	221	---	45	---	266	2	19.0
22	D.J. Howard, RB	12-2	43	230	2	---	---	---	232	1	19.3
10	Tajh Boyd, QB	14-14	142	218	---	---	---	---	218	5	15.6
80	Brandon Ford, TE/WR	14-1	14	---	166	---	---	---	166	2	11.9
16	Adam Humphries, WR	14-2	17	7	130	---	---	---	137	0	9.8
17	Bashaud Breeland, CB	14-7	2	---	---	---	93	93	0	6.6	
19	Charone Peake, WR	14-0	7	-13	71	---	22	---	80	0	5

2011 STATS



- OVERVIEW
- COACHES
- UNIVERSITY
- TRADITIONS
- PLAYERS
- REVIEW
- OPPONENTS
- RECORDS

Defensive Stats

# Player	G-S	Snaps	Hit	Ast	Total	TFL	Sacks	PBU	QP	*ST
31 Rashard Hall, S	13-12	799	58	31	89	3-20	1-14	1	1	2
40 Andre Branch, DE	14-14	755	64	21	85	17-86	10.5-75	1	17	
42 Corico Wright, LB	14-11	697	62	18	80	5-12		2	3	4
98 Brandon Thompson, DT	14-13	722	46	31	77	8-28	2.5-12		18	
46 Jonathan Willard, LB	14-11	635	54	21	75	2.5-6		4	1	1
5 Jonathan Meeks, S	14-10	744	45	16	61	1-1		5	4	7
29 Xavier Brewer, DB	13-13	771	45	15	60	3-6		7	4	2
97 Malliciah Goodman, DE	14-14	767	43	16	59	4-21	2-18	1	14	
94 Rennie Moore, DT	14-12	723	41	17	58	10-49	4-33	2	18	
17 Bashaud Breeland, CB	14-7	643	42	11	53	1-1		4		8
15 Coty Sensabaugh, CB	14-14	993	36	4	40	1-3		13	2	2
34 Quandon Christian, LB	14-7	411	29	7	36	1.5-2		1	3	2
12 Stephone Anthony, LB	13-3	292	25	7	32	6-29	2-19	1	2	3
43 Tyler Shatley, DT	14-2	317	9	21	30			1	2	
93 Corey Crawford, DE	14-0	252	17	12	29	2-4		2	3	
33 Spencer Shuey, LB	14-0	48	19	8	27					19
14 Martin Jenkins, CB	14-3	304	17	10	27	1-2		6	1	2
90 Kourtnei Brown, DE	14-0	253	19	6	25	4-7	2-4	2	2	
99 DeShawn Williams, DT	14-1	138	12	8	20	2-5				
21 Darius Robinson, CB	11-6	346	16	2	18	1-2		1	1	4
20 Lateek Townsend, LB	10-0	3	9	7	16					16
84 Darrell Smith, FB/TE	14-0	--	8	7	15					15
32 Carlton Lewis, S	12-0	143	6	4	10			2	2	1
37 Kantrell Brown, S	14-0	43	8	2	10					7
8 Justin Parker, LB	14-0	33	5	5	10					7
27 Robert Smith, S	14-1	59	7	2	9					7
6 Tavaris Barnes, DT	9-0	73	4	3	7				3	
13 Spencer Benton, PK/P	10-0	--	5	1	6					6
38 Garry Peters, CB	11-0	12	4	2	6					6
7 Tony Steward, LB	5-0	36	3	2	5			1		
83 Dwayne Allen, TE	14-14	--	4	1	5					3
41 Daniel Andrews, LB	14-0	28	2	3	5					3
23 Andre Ellington, RB	13-13	--	2	1	3					
16 Adam Humphries, WR	14-2	--	3	0	3					2
30 Chad Diehl, FB	14-2	--	2	1	3					3
24 Demont Buice, RB	5-0	--	1	1	2					2
3 Vic Beasley, DE	9-0	16	1	1	2					1
50 Grady Jarrett, DT	9-0	61	1	1	2					1
82 Drew Traylor, TE	10-0	--	2	0	2					2
35 Mansa Joseph, RB	13-0	--	2	0	2					2
2 Sammy Watkins, WR	13-10	--	2	0	2					
18 Jaron Brown, WR	14-12	--	1	1	2					
86 Sam Cooper, TE	14-0	--	0	2	2					2
48 Dante Stewart, CB	2-0	2	0	1	1					
95 Tra Thomas, DT	2-0	8	0	1	1					
10 Tajh Boyd, QB	14-14	--	1	0	1					
72 Landon Walker, OT	14-14	--	1	0	1					
96 Dawson Zimmerman, P	14-14	--	1	0	1					1
39 Chandler Catanzaro, PK	14-14	--	0	1	1					1
52 Phillip Fajgenbaum, LS	14-0	--	0	1	1					1
39 Steven Demaras, LB	1-0	3	0	0	0					
91 Josh Watson, DT	5-0	21	0	0	0					2
Totals	14-14		784	333	1117	73-284	24-175	57	104	144

# INTERCEPTIONS	G-S	Int	Yards	Avg	TD	LG
5 Jonathan Meeks, S	14-10	3	58	19.3	0	41
31 Rashard Hall, S	13-12	2	50	25.0	0	26
17 Bashaud Breeland, CB	14-7	2	93	46.5	0	64
21 Darius Robinson, CB	11-6	1	2	2.0	0	2
29 Xavier Brewer, DB	13-13	1	0	0.0	0	0
37 Kantrell Brown, S	14-0	1	43	43.0	0	43
90 Kourtnei Brown, DE	14-0	1	20	20.0	1	20
34 Quandon Christian, LB	14-7	1	4	4.0	0	4
15 Coty Sensabaugh, CB	14-14	1	0	0.0	0	0
27 Robert Smith, S	14-1	1	0	0.0	0	0
CLEMSON	14-14	14	270	19.3	1	64
Opponents	14-14	12	199	16.6	1	50

Caused Fumbles (11): St. Anthony 2, Benton 1, Branch 1, Goodman 1, Hall 1, Lewis 1, Moore 1, R. Smith 1, Thompson 1, Willard 1

Recovered Fumbles (9): Hall 2, Meeks 2, Branch 1, Ko. Brown 1, Moore 1, Peters 1, Shatley 1

Takeaways (23): Meeks 5, Hall 4, Breeland 2, Ko. Brown 2, Branch 1, Brewer 1, Ka. Brown 1, Christian 1, Moore 1, Peters 1, Robinson 1, Sensabaugh 1, Shatley 1, R. Smith 1

Blocked Kicks (1): Traylor 1

* - special teams tackles; Note: Special teams tackles and tackles after turnovers are included in tackle totals; tackle totals are from coaches film grade.

Special Teams & Miscellaneous Stats

# PUNTING	P	Yards	Y/P	LG	-20	50+	TB	HB	*Net
96 Dawson Zimmerman, P	65	2717	41.8	59	20	9	9	0	38.4
13 Spencer Benton, PK/P	2	66	33.0	43	1	0	0	0	33.0
CLEMSON	67	2783	41.5	59	21	9	9	0	38.2
Opponents	78	3005	38.5	61	21	9	7	1	37.4

# FIELD GOALS	FG-FGA	Pct	11-29	30-39	40-49	50+	LG	HB
39 Chandler Catanzaro, PK	22-27	81.5	6-6	7-9	9-12	0-0	47	0
CLEMSON	22-27	81.5	6-6	7-9	9-12	0-0	47	0
Opponents	16-18	88.9	8-8	6-7	2-3	0-0	47	0

# KICKOFFS	KO	TB	GL	OB	Ret	Y/R	Avg End	-21
13 Spencer Benton, PK/P	54	12	10	2	40-761	19.0	24 Y. Line	23
39 Chandler Catanzaro, PK^	20	0	3	1	19-430	22.6	31 Y. Line	4
96 Dawson Zimmerman, P	17	1	0	0	16-311	19.4	27 Y. Line	4
CLEMSON	91	13	13	3	75-1502	20.0	26 Y. Line	31
Opponents	82	18	5	1	63-1405	22.3	29 Y. Line	32

# PUNT RETURNS	PR	Yards	Avg	TD	LG
6 DeAndre Hopkins, WR	10	49	4.9	0	22
82 Drew Traylor, TE	1	29	29.0	0	29
2 Sammy Watkins, WR	2	12	6.0	0	12
CLEMSON	13	90	6.9	0	29
Opponents	24	224	9.3	1	50

# KICKOFF RETURNS	KOR	Yards	Avg	TD	LG
2 Sammy Watkins, WR	33	826	25.0	1	89
18 Jaron Brown, WR	15	308	20.5	0	36
23 Andre Ellington, RB	5	131	26.2	0	55
5 Mike Bellamy, RB	4	64	16.0	0	39
1 Martavis Bryant, WR	2	45	22.5	0	36
19 Charone Peake, WR	2	22	11.0	0	13
30 Chad Diehl, FB	1	11	11.0	0	11
35 Mansa Joseph, RB	1	-2	-2.0	0	-2
CLEMSON	63	1405	22.3	1	89
Opponents	75	1502	20.0	1	100

# FUMBLE RETURNS	FR	Yards	Avg	TD	LG
90 Kourtnei Brown, DE	1	26	26.0	1	26
5 Jonathan Meeks, S	1	3	3.0	0	3
31 Rashard Hall, S	1	-6	-6.0	0	-6
CLEMSON	3	23	7.7	1	26
Opponents	4	132	33.0	2	99

# SCORING	G-S	TD	R-P-Re	#2Pt	FG-FGA	\$PAT	Pts	Pts/G
39 Chandler Catanzaro, PK	14-14	0	0-0-0		22-27	52-53	118	8.4
2 Sammy Watkins, WR	13-10	13	0-12-1				78	6.0
23 Andre Ellington, RB	13-13	11	11-0-0				66	5.1
83 Dwayne Allen, TE	14-14	8	0-8-0	1			50	3.6
6 DeAndre Hopkins, WR	14-11	5	0-5-0	1			32	2.3
10 Tajh Boyd, QB	14-14	5	5-0-0				30	2.1
18 Jaron Brown, WR	14-12	4	0-4-0				24	1.7
5 Mike Bellamy, RB	12-0	3	3-0-0				18	1.5
90 Kourtnei Brown, DE	14-0	2	0-0-2				12	0.9
1 Martavis Bryant, WR	14-2	2	0-2-0				12	0.9
80 Brandon Ford, TE/WR	14-1	2	0-2-0				12	0.9
22 D.J. Howard, RB	12-2	1	1-0-0				6	0.5
25 Roderick McDowell, RB	13-0	1	1-0-0				6	0.5
63 Brandon Thomas, OL	13-10	1	1-0-0				6	0.5
TEAM	14-14	0	0-0-0			0-1	0	0.0
CLEMSON	14-14	58	22-33-3	2	22-27	52-54	470	33.6
Opponents	14-14	52	21-26-5	0	16-18	50-51	410	29.3

RED ZONE	Poss.	TD	FG	TO	MFG	Downs	Half	Pts	Pts/P
CLEMSON	52	32	11	5	1	2	2	257	4.9
Opponents	49	28	14	4	1	2	0	237	4.8

FIRST & GOAL	Poss.	TD	FG	TO	MFG	Downs	Half	Pts	Pts/P
CLEMSON	33	22	7	3	0	1	0	174	5.3
Opponents	27	17	6	4	0	0	0	136	5.0

* - does not factor in touchbacks; ^ - attempted two inside kicks (not counted as kickoffs); - returns and recoveries; # - PATs and safeties; \$ - kicking only

SCOREBOARD

Date	Site	W-L	Score	Opponent (AP,USA)	Attendance	CU AP,USA	Leading Rusher(s)	Leading Passer(s)	Leading Receiver(s)	Leading Tackler(s)
9-3	H	W	43-19	Troy	73,458		Ellington (18-89)	Boyd (20-30-264)	Watkins (7-81)	Hall, Wright, Willard (8)
9-10	H	W	35-27	Wofford	74,538		Ellington (22-165)	Boyd (18-29-261)	Hopkins (5-73)	Branch (11)
9-17	H	W	38-24	Auburn (21,19)	81,514		Howard (9-86)	Boyd (30-42-386)	Watkins (10-155)	Meeks (7)
9-24	H	W	35-30	* Florida State (11,14)	80,994	21,22	Ellington (23-71)	Boyd (22-35-344)	Watkins (7-141)	Breeland, Hall (6)
10-1	^A	W	23-3	* Virginia Tech (11,10)	66,233	13,15	Bellamy (6-47)	Boyd (13-32-204)	Allen (4-75)	Branch (11)
10-8	H	W	36-14	* Boston College	76,315	8,8	Ellington (22-117)	Boyd (16-26-283)	Watkins (7-152)	Willard (13)
10-15	^A	W	56-45	* Maryland	47,961	8,8	Ellington (24-212)	Boyd (26-38-270)	Watkins (8-105)	Thompson (7)
10-22	H	W	59-38	* North Carolina	80,519	8,8	Howard (7-25)	Boyd (27-46-367)	Hopkins (9-157)	Willard (8)
10-29	^A	L	17-31	* Georgia Tech	55,646	6,6	Bellamy (8-67)	Boyd (23-40-295)	Watkins (9-153)	Wright (14)
11-12	H	W	31-28	* Wake Forest	78,375	9,10	Ellington (25-98)	Boyd (27-43-343)	Ja. Brown (6-78)	Hall (10)
11-19	A	L	13-37	* N.C. State	57,58					



2011 TEAM STATS

- OVERVIEW
- COACHES
- UNIVERSITY
- TRADITIONS
- PLAYERS
- REVIEW
- OPPONENTS
- RECORDS

Category	TRO	WOF	AUB	FSU	VAT	BOC	UMD	UNC	GAT	WFU	NCS	USC	AVAT	WVU	Totals
Points	43	35	38	35	23	36	56	59	17	31	13	13	38	33	470
	19	27	24	30	3	14	45	38	31	28	37	34	10	70	410
Total Offense	468	476	624	443	323	500	576	450	399	522	337	153	457	443	6171
	423	399	435	365	258	258	468	418	443	317	398	420	330	589	5521
Plays	69	71	92	85	67	78	80	84	65	86	69	60	75	74	1055
	78	65	63	53	67	57	83	63	76	72	74	73	73	89	986
Yards Per Play	6.8	6.7	6.8	5.2	4.8	6.4	7.3	5.4	6.1	6.1	4.9	2.6	6.1	6.0	5.8
	5.4	6.1	6.9	6.9	3.9	4.5	6.1	6.6	5.8	4.4	5.4	5.8	4.5	6.6	5.6
Rushing Yards	197	215	238	99	119	180	306	77	95	179	34	70	217	193	2219
	165	272	237	29	133	126	291	102	383	145	145	210	56	182	2476
Carries	38	42	50	50	35	41	42	36	24	42	28	30	45	27	530
	36	57	38	15	40	35	48	28	67	35	45	53	29	43	569
10+ Yard Carries	6	7	4	2	2	7	8	3	4	3	3	4	7	5	65
	2	7	5	2	7	1	12	3	9	3	4	6	1	5	67
20+ Yard Carries	3	1	2	0	1	1	4	0	0	2	0	0	3	3	20
	1	3	2	0	0	1	4	0	3	1	1	2	0	1	19
Passing Yards	271	261	386	344	204	320	270	373	304	343	303	83	240	250	3952
	258	127	198	336	125	132	177	316	60	172	253	210	274	407	3045
Completions	21	18	30	22	13	22	26	28	24	27	25	11	20	24	311
	24	2	12	24	15	14	17	20	4	24	19	14	22	32	243
Passing Attempts	31	29	42	35	32	37	38	48	41	44	41	30	30	47	525
	42	8	25	38	27	22	35	35	9	37	29	20	44	46	417
Had Intercepted	1	0	0	0	1	0	1	0	2	2	2	1	0	2	12
	1	1	1	1	1	1	1	3	1	0	0	0	2	1	14
Completion Percentage	67.7	62.1	71.4	62.9	40.6	59.5	68.4	58.3	58.5	61.4	61.0	36.7	66.7	51.1	59.2
	57.1	25.0	48.0	63.2	55.6	63.6	48.6	57.1	44.4	64.9	65.5	70.0	50.0	69.6	58.3
Passing Efficiency	166.7	171.8	180.1	173.7	98.2	141.0	157.6	158.0	119.1	132.8	113.3	64.2	166.9	101.3	138.6
	111.8	174.6	119.7	158.2	87.0	119.9	113.6	134.7	78.2	112.8	172.9	207.7	100.7	182.6	133.5
20+ Yard Completions	3	3	4	6	4	7	2	6	3	3	3	1	4	2	51
	3	2	3	5	0	1	3	4	1	0	4	2	4	8	40
First Downs	16	20	32	26	18	25	28	26	18	27	18	12	25	24	315
	19	16	19	19	17	14	25	19	22	22	22	19	19	31	283
Total Touchdowns	5	5	5	5	3	3	7	8	2	4	1	1	5	4	58
	2	3	3	4	0	2	6	5	4	4	4	4	1	10	52
Rushing Touchdowns	2	2	1	2	2	2	2	1	1	2	1	0	2	2	22
	1	2	2	0	0	1	2	2	4	2	1	1	0	3	21
Passing Touchdowns	3	3	4	3	1	1	4	5	1	2	0	1	3	2	33
	1	1	1	3	0	1	3	2	0	1	3	3	1	6	26
Field Goals	3-3	0-1	1-1	0-1	1-1	5-5	2-2	1-2	1-2	1-2	2-2	2-2	1-1	2-2	22-27
	2-2	2-2	1-1	1-1	1-1	0-0	1-1	1-1	1-1	0-2	3-3	2-2	1-1	0-0	16-18
Punting	6-255	4-166	3-138	3-109	8-331	3-146	4-173	6-241	3-115	3-116	7-320	6-227	5-208	6-238	67-2783
	8-338	5-176	6-248	5-214	8-235	5-198	5-189	5-201	3-132	5-219	8-300	4-103	6-277	5-175	78-3005
Punting Average	42.5	41.5	46.0	36.3	41.4	48.7	43.3	40.2	38.3	38.7	45.7	37.8	41.6	39.7	41.5
	42.3	35.2	41.3	42.8	29.4	39.6	37.8	40.2	44.0	43.8	37.5	25.8	46.2	35.0	38.5
Net Punting Average*	38.8	41.5	44.0	36.3	36.5	46.3	34.3	38.7	36.0	17.7	40.4	37.8	41.6	40.0	38.2
	40.1	35.2	41.3	37.0	29.4	39.6	37.8	39.0	44.0	43.2	37.1	18.5	45.7	35.0	37.4
Time of Possession	27:50	26:33	36:15	37:07	25:09	27:54	31:12	30:52	21:00	29:49	23:31	22:43	30:10	23:05	28:05
	32:10	33:27	23:45	22:53	34:51	32:06	28:48	29:08	39:00	30:11	36:29	37:17	29:50	36:55	31:55
Third-Down Conversions	5-16	7-15	14-18	9-17	7-17	5-14	8-15	8-18	5-13	9-16	2-14	6-17	6-14	3-13	94-217
	7-18	6-16	5-13	3-10	4-16	5-12	9-18	2-12	7-14	8-16	5-15	8-18	7-16	10-16	86-210
Fourth-Down Conversions	0-1	1-3	0-0	0-2	0-0	2-2	0-0	0-0	0-0	2-3	1-3	1-2	0-1	2-2	9-19
	0-1	2-3	1-1	0-1	0-1	0-2	1-3	1-2	1-2	0-1	0-0	2-2	1-3	0-0	9-22
Average Starting Field Position°	38	38	19	32	31	32	37	35	31	25	28	41	38	34	33
	26	21	24	22	30	30	32	30	32	36	38	31	24	33	29
Red-Zone Scoring	2-3	2-4	4-5	3-4	2-2	4-4	7-7	4-4	1-2	4-4	3-5	3-3	3-3	1-2	43-52
	4-4	3-3	1-2	2-2	1-2	1-1	3-3	3-4	5-6	1-3	6-6	4-4	1-2	7-7	42-49
Red-Zone Touchdowns	2-3	2-4	4-5	3-4	1-2	2-4	5-7	3-4	1-2	4-4	1-5	1-3	2-3	1-2	32-52
	2-4	1-3	1-2	1-2	0-2	1-1	2-3	2-4	4-6	1-3	3-6	3-4	0-2	7-7	28-49
Red-Zone Points	13	14	28	21	10	20	42	24	7	28	13	13	17	7	257
	19	13	7	10	3	7	17	17	31	7	30	24	3	49	237
First-&-Goal Scoring	2-3	1-1	3-3	3-3	1-1	3-3	4-4	2-2	1-2	3-3	2-3	1-1	2-2	1-2	29-33
	3-3	1-1	1-2	1-1	1-1	0-0	2-2	0-1	4-5	1-1	3-3	1-1	0-1	5-5	23-27
First-&-Goal Touchdowns	2-3	1-1	3-3	3-3	1-1	1-3	2-4	2-2	1-2	3-3	1-3	0-1	1-2	1-2	22-33
	1-3	1-1	1-2	1-1	0-1	0-0	2-2	0-1	3-5	1-1	1-3	1-1	0-1	5-5	17-27
First-&-Goal Points	13	7	21	21	7	13	20	14	7	21	10	3	10	7	174
	12	7	7	7	3	0	14	0	24	7	13	7	0	35	136
Turnovers	1	1	1	1	1	0	2	1	4	3	4	1	0	4	24
	3	1	1	1	2	2	1	6	2	0	0	0	3	1	23
Points Off Turnovers	13	0	0	0	3	7	7	24	7	0	0	0	7	6	74
	3	0	3	7	3	0	14	7	7	14	10	7	0	28	103
Penalties	2-10	3-44	6-50	5-50	5-61	2-20	4-40	3-32	5-30	6-58	5-42	5-25	5-35	6-65	62-562
	8-61	6-30	5-40	11-124	6-60	7-50	4-40	9-62	4-23	1-10	2-30	3-41	9-91	4-40	79-702
Punt Returns	2-17	0-0	0-0	2-29	1-0	0-0	1-0	2-6	0-0	1-3	1-3	1-29	1-3	1-0	13-90
	3-22	0-0	2-6	0-0	5-39	1-7	3-36	3-9	1-7	3-63	2-37	0-0	0-0	1-(-2)	24-224
Kickoff Returns	4-80	6-116	1-16	1-21	1-34	1-6	7-248	7-154	6-124	4-103	8-125	5-149	2-39	10-190	63-1405
	6-117	6-103	4-63	3-89	5-60	8-160	10-191	10-290	3-62	5-59	2-34	2-22	6-135	5-117	75-1502
Interception Returns	1-0	1-43	1-0	1-4	1-0	1-0	1-29	3-39	1-26	0-0	0-0	0-0	2-105	1-24	14-270
	1-50	0-0	0-0	0-0	1-14	0-0	1-46	0-0	2-2	2-37	2-0	1-26	0-0	2-24	12-199
Fumble Returns	0-0	0-0	0-0	0-0	1-3	0-0	0-0	2-20	0-0	0-0	0-0	0-0	0-0	0-0	3-23
	0-0	0-0	0-0	1-25	0-0	0-0	0-0	0-0	0-0	0-0	1-4	0-0	0-0	2-103	4-132
Sacks	1-8	0-0	1-1	2-18	4-31	3-15	4-24	1-14	1-1	1-13	2-12	2-16	2-22	0-0	24-175
	3-9	4-31	0-0	2-14	1-9	2-22	1-9								

2011 SUPERLATIVES



OVERVIEW
COACHES
UNIVERSITY
TRADITIONS
PLAYERS
REVIEW
OPPONENTS
RECORDS



DAWSON ZIMMERMAN REGISTERED A SEASON-HIGH 48.7-YARD PUNTING AVERAGE AGAINST BOSTON COLLEGE ON OCTOBER 8.

Category	Clemson Team High	Opponent Team High
Total Offense	624 vs. Auburn, 9-17	589 by West Virginia, 1-4
Plays	92 vs. Auburn, 9-17	89 by West Virginia, 1-4
Yards Per Play	7.2 vs. Maryland, 10-15	6.9 by Auburn, 9-17
Rushing Yards	306 vs. Maryland, 10-15	383 by Georgia Tech, 10-29
Carries	50 vs. Auburn, 9-17	67 by Georgia Tech, 10-29
Yards Per Carry	50 vs. Florida State, 9-24	6.2 by Auburn, 9-17
Rushing Touchdowns	7.3 vs. Maryland, 10-15	4 by Georgia Tech, 10-29
Passing Yards	2 vs. many (8), many times (9)	407 by West Virginia, 1-4
Completions	386 vs. Auburn, 9-17	32 by West Virginia, 1-4
Passing Attempts	30 vs. Auburn, 9-17	46 by West Virginia, 1-4
Completion % (min. 10 comp.)	48 vs. North Carolina, 10-22	70.0 by South Carolina, 11-26
Passing Efficiency (min. 10 comp.)	71.4 vs. Auburn, 9-17	207.7 by South Carolina, 11-26
Total Touchdowns	180.1 vs. Auburn, 9-17	6 by West Virginia, 1-4
Longest Pass	5 vs. North Carolina, 10-22	66 by Wofford, 9-10
First Downs	65 vs. Auburn, 9-17	31 by West Virginia, 1-4
Total Touchdowns	32 vs. Auburn, 9-17	10 by West Virginia, 1-4
Points	8 vs. North Carolina, 10-22	70 by West Virginia, 1-4
Field Goals	59 vs. North Carolina, 10-22	70 by West Virginia, 1-4
Punting Average (min. 3 punts)	5 vs. Boston College, 10-8	3 by N.C. State, 11-19
Time of Possession	48.7 vs. Boston College, 10-8	46.2 by Virginia Tech, 12-3
Penalties	37:07 vs. Florida State, 9-24	39:00 by Georgia Tech, 10-29
Penalty Yards	6 vs. Auburn, 9-17	11 by Florida State, 9-24
Turnovers	6 vs. Wake Forest, 11-12	124 by Florida State, 9-24
	6 vs. West Virginia, 1-4	6 by North Carolina, 10-22
	65 vs. West Virginia, 1-4	
	4 vs. Georgia Tech, 10-29	
	4 vs. N.C. State, 11-19	
	4 vs. West Virginia, 1-4	
Third-Down Conversions	14 vs. Auburn, 9-17	10 by West Virginia, 1-4
Third-Down Conversion %	77.8 vs. Auburn, 9-17	62.5 by West Virginia, 1-4
Average Starting Field Position*	41 vs. South Carolina, 11-26	38 by N.C. State, 11-19
Punt Return Yards	29 vs. Florida State, 9-24	63 by Wake Forest, 11-12
	29 vs. South Carolina, 11-26	
Kickoff Return Yards	248 vs. Maryland, 10-15	290 by North Carolina, 10-22
Interception Return Yards	105 vs. Virginia Tech, 12-3	50 by Troy, 9-3
Interceptions By Defense	3 vs. North Carolina, 10-22	2 by many (4)
Fumble Return Yards	20 vs. North Carolina, 10-22	103 by West Virginia, 1-4
Sacks By Defense	4 vs. Virginia Tech, 10-1	6 by N.C. State, 11-19
	4 vs. Maryland, 10-15	

Category	Clemson Individual Best	Opponent Individual Best
Total Offense	416 by Tajh Boyd vs. Auburn, 9-17	433 by Geno Smith (West Virginia), 1-4
Rushing Yards	212 by Andre Ellington vs. Maryland, 10-15	176 by Tevin Washington (Georgia Tech), 10-29
Carries	25 by Andre Ellington vs. Wake Forest, 11-12	27 by Tevin Washington (Georgia Tech), 10-29
Rushing Touchdowns	2 by Andre Ellington vs. Maryland, 10-15	2 by many (4)
Longest Carry	75 by Mike Bellamy vs. Troy, 9-3	56 by D.J. Taylor (Troy), 9-3
		56 by Tevin Washington (Georgia Tech), 10-29
Passing Yards	386 by Tajh Boyd vs. Auburn, 9-17	407 by Geno Smith (West Virginia), 1-4
Completions	30 by Tajh Boyd vs. Auburn, 9-17	32 by Geno Smith (West Virginia), 1-4
Passing Attempts	46 by Tajh Boyd vs. North Carolina, 10-22	44 by Logan Thomas (Virginia Tech), 12-3
	46 by Tajh Boyd vs. West Virginia, 1-4	
Completion % (min. 10 comp.)	71.4 by Tajh Boyd vs. Auburn, 9-17	74.4 by Geno Smith (West Virginia), 1-4
Passing Efficiency (min. 10 comp.)	180.1 by Tajh Boyd vs. Auburn, 9-17	207.7 by Connor Shaw (South Carolina), 11-26
Passing Touchdowns	5 by Tajh Boyd vs. North Carolina, 10-22	6 by Geno Smith (West Virginia), 1-4
Receptions	10 by Sammy Watkins vs. Auburn, 9-17	12 by Tavon Austin (West Virginia), 1-4
	10 by DeAndre Hopkins vs. West Virginia, 1-4	
Receiving Yards	157 by DeAndre Hopkins vs. North Carolina, 10-22	127 by Brenton Bersin (Wofford), 9-10
Receiving Touchdowns	2 by Sammy Watkins vs. many (3)	4 by Tavon Austin (West Virginia), 1-4
	2 by Dwayne Allen vs. Virginia Tech, 12-3	
All-Purpose Yards	345 by Sammy Watkins vs. Maryland, 10-15	280 by Tavon Austin (West Virginia), 1-4
Total Touchdowns	3 by Sammy Watkins vs. Maryland, 10-15	4 by Tavon Austin (West Virginia), 1-4
Points	18 by Chandler Catanzaro vs. Boston College, 10-8	24 by Tavon Austin (West Virginia), 1-4
	18 by Sammy Watkins vs. Maryland, 10-15	
Field Goals	5 by Chandler Catanzaro vs. Boston College, 10-8	3 by Niklas Sade (N.C. State), 11-19
Punting Average (min. 3 punts)	48.7 by Dawson Zimmerman vs. Boston College, 10-8	46.2 by Danny Coale (Virginia Tech), 12-3
Punt Return Yards	29 by DeAndre Hopkins vs. Florida State, 9-24	63 by Mike Campanaro (Wake Forest), 11-12
	29 by Drew Traylor vs. South Carolina, 11-26	
Kickoff Return Yards	207 by Sammy Watkins vs. Maryland, 10-15	182 by T.J. Thorpe (North Carolina), 10-22
Interception Return Yards	64 by Bashaud Breeland vs. Virginia Tech, 12-3	50 by Barry Valcin (Troy), 9-3
Interceptions	1 by many (10) vs. many (10), many times (14)	2 by Jemea Thomas (Georgia Tech), 10-29
Fumble Return Yards	26 by Kourtnei Brown vs. North Carolina, 10-22	99 by Darwin Cook (West Virginia), 1-4
Tackles	14 by Corico Wright vs. Georgia Tech, 10-29	
Tackles For Loss	6 by Andre Branch vs. Virginia Tech, 10-1	
Sacks	4 by Andre Branch vs. Virginia Tech, 10-1	

* - in teams' own territory; Note: **Bold** denotes a Clemson home game.



2011 INDIVIDUAL OFFENSIVE & SPECIAL TEAMS STATS

- OVERVIEW
- COACHES
- UNIVERSITY
- TRADITIONS
- PLAYERS
- REVIEW
- OPPONENTS
- RECORDS

RUSHING Opponent	#5 Bellamy			#10 Boyd			#30 Diehl			#23 Ellington			#22 Howard			#16 Humphries			#25 McDowell			#2 Watkins				
	Car	Yds	TD	Car	Yds	TD	Car	Yds	TD	Car	Yds	TD	Car	Yds	TD	Car	Yds	TD	Car	Yds	TD	Car	Yds	TD	Car	Yds
Troy	3	81	1	10	-3	0	0	0	0	18	89	0	4	29	1	0	0	0	0	0	0	0	2	5	0	
Wofford	2	19	0	10	9	1	1	0	0	22	165	1	1	2	0	0	0	0	0	1	1	0	3	30	0	
Auburn	11	36	0	7	30	0	0	0	0	14	46	1	9	86	0	0	0	0	0	0	0	0	7	44	0	
Florida State	2	-1	0	16	19	1	0	0	0	23	71	1	--	--	--	0	0	0	2	6	0	3	13	0		
Virginia Tech	6	47	1	10	28	0	0	0	0	16	40	1	--	--	--	0	0	0	0	0	0	3	4	0		
Boston College	4	24	0	6	37	1	0	0	0	22	117	1	2	13	0	1	4	0	1	5	0	1	-2	0		
Maryland	4	12	0	11	37	0	0	0	0	24	212	2	2	12	0	0	0	0	0	0	0	1	33	0		
North Carolina	6	20	0	11	8	1	0	0	0	7	5	0	7	25	0	1	3	0	3	17	0	1	-1	0		
Georgia Tech	8	67	0	8	-1	0	0	0	0	--	--	--	7	22	0	0	0	0	0	0	0	1	7	0		
Wake Forest	1	8	0	11	27	0	0	0	0	25	98	2	3	14	0	0	0	0	0	0	0	2	32	0		
N.C. State	7	11	1	10	-10	0	0	0	0	9	28	0	1	13	0	0	0	0	--	--	--	--	--	--		
South Carolina	3	19	0	11	-23	0	0	0	0	13	66	0	1	-1	0	0	0	0	0	0	0	2	9	0		
Virginia Tech^	--	--	--	11	28	1	0	0	0	20	125	1	3	11	0	0	0	0	3	0	0	5	55	0		
West Virginia	--	--	--	10	32	0	0	0	0	10	116	1	1	4	0	0	0	0	4	34	1	1	2	0		
Totals	57	343	3	142	218	5	1	0	0	223	1178	11	41	230	1	2	7	0	14	63	1	32	231	0		

PASSING Opponent	#10 Boyd					#23 Ellington					#8 Stoudt					#2 Watkins								
	Cm	Att	Yds	Int	TD	Eff	Cm	Att	Yds	Int	TD	Eff	Cm	Att	Yds	Int	TD	Eff	Cm	Att	Yds	Int	TD	Eff
Troy	20	30	264	1	3	166.9	0	0	0	0	0	----	1	1	7	0	0	158.8	0	0	0	0	0	----
Wofford	18	29	261	0	3	171.8	0	0	0	0	0	----	--	--	--	--	--	----	0	0	0	0	0	----
Auburn	30	42	386	0	4	180.1	0	0	0	0	0	----	--	--	--	--	--	----	0	0	0	0	0	----
Florida State	22	35	344	0	3	173.7	0	0	0	0	0	----	--	--	--	--	--	----	0	0	0	0	0	----
Virginia Tech	13	32	204	1	1	98.2	0	0	0	0	0	----	--	--	--	--	--	----	0	0	0	0	0	----
Boston College	16	26	283	0	1	165.7	0	1	0	0	0	0.0	6	10	37	0	0	91.1	0	0	0	0	0	----
Maryland	26	38	270	1	4	157.6	0	0	0	0	0	----	--	--	--	--	--	----	0	0	0	0	0	----
North Carolina	27	46	367	0	5	161.6	0	0	0	0	0	----	1	2	6	0	0	75.2	0	0	0	0	0	----
Georgia Tech	23	40	295	2	1	117.7	0	--	--	--	--	----	--	--	--	--	--	----	1	1	9	0	0	175.6
Wake Forest	27	43	343	2	2	135.8	0	0	0	0	0	----	--	--	--	--	--	----	0	0	0	0	0	----
N.C. State	21	34	238	2	0	108.8	0	0	0	0	0	----	4	7	65	0	0	135.1	--	--	--	--	--	----
South Carolina	11	29	83	1	1	66.5	0	0	0	0	0	----	--	--	--	--	--	----	0	0	0	0	0	----
Virginia Tech^	20	29	240	0	3	172.6	0	0	0	0	0	----	0	0	0	0	0	----	0	0	0	0	0	----
West Virginia	24	46	250	2	2	103.5	0	0	0	0	0	----	0	1	0	0	0	0.0	0	0	0	0	0	----
Totals	298	499	3828	12	33	141.2	0	1	0	0	0	0.0	12	21	115	0	0	103.1	1	1	9	0	0	175.6

RECEIVING Opponent	#83 Allen			#18 Brown			#1 Bryant			#23 Ellington			#80 Ford			#6 Hopkins			#16 Humphries			#2 Watkins				
	Rec	Yds	TD	Rec	Yds	TD	Rec	Yds	TD	Rec	Yds	TD	Rec	Yds	TD	Rec	Yds	TD	Rec	Yds	TD	Rec	Yds	TD	Rec	Yds
Troy	1	54	1	3	26	1	1	54	0	3	7	0	1	7	0	4	35	0	1	7	0	7	81	1		
Wofford	2	15	0	3	55	0	1	42	1	2	12	0	0	0	0	5	73	1	0	0	0	4	56	1		
Auburn	7	80	1	2	22	0	0	0	0	1	1	0	0	0	0	7	83	1	0	0	0	10	155	2		
Florida State	4	67	1	1	13	0	1	33	0	2	7	0	0	0	0	5	78	0	1	6	0	7	141	2		
Virginia Tech	4	75	1	3	56	0	0	0	0	2	20	0	0	0	0	1	15	0	0	0	0	3	38	0		
Boston College	4	49	0	2	32	1	0	0	0	1	6	0	2	14	0	2	47	0	2	13	0	7	152	0		
Maryland	5	41	0	4	35	1	1	16	0	0	0	0	0	0	0	4	22	1	2	20	0	8	105	2		
North Carolina	6	51	1	0	0	0	2	54	1	1	2	0	1	12	1	9	157	1	0	0	0	8	91	1		
Georgia Tech	5	38	0	2	26	0	0	0	0	--	--	--	0	0	0	7	83	0	0	0	0	9	153	1		
Wake Forest	4	48	0	6	78	1	0	0	0	3	42	0	3	51	1	3	38	0	3	24	0	5	62	0		
N.C. State	3	18	0	1	16	0	0	0	0	3	12	0	5	77	0	5	124	0	4	48	0	--	--	--		
South Carolina	1	9	1	1	6	0	0	0	0	2	5	0	0	0	0	3	24	0	0	0	0	4	39	0		
Virginia Tech^	2	32	2	1	17	0	1	2	0	2	-5	0	1	5	0	7	92	0	0	0	0	5	80	1		
West Virginia	2	21	0	2	24	0	2	20	0	0	0	0	1	0	0	10	107	1	2	12	0	5	66	1		
Totals	50	598	8	31	406	4	9	221	2	22	109	0	14	166	2	72	978	5	15	130	0	82	1219	12		

KICKING Opponent	#39 Catanzaro FG			#13 Benton PUNTING					#96 Zimmerman PUNTING				
	Made	Missed		#	Yds	Avg	-20	50+	#	Yds	Avg	-20	50+
Troy	46,46,45	---	---	0	0	----	0	0	6	255	42.5	-2	1
Wofford	---	43	---	0	0	----	0	0	4	166	41.5	3	0
Auburn	38	---	---	0	0	----	0	0	3	138	46.0	1	1
Florida State	---	35	---	2	66	33.0	1	0	1	43	43.0	1	0
Virginia Tech	31	---	---	0	0	----	0	0	8	331	41.4	1	1
Boston College	38,42,18,20,47	---	---	--	--	----	--	--	3	146	48.7	1	1
Maryland	18,23	---	---	--	--	----	--	--	4	173	43.3	0	0
North Carolina	39	46	---	--	--	----	--	--	6	241	40.2	3	1
Georgia Tech	34	40	---	--	--	----	--	--	3	115	38.3	1	1
Wake Forest	43	30	---	0	0	----	0	0	3	116	38.7	0	0
N.C. State	24,32	---	---	0	0	----	0	0	7	320	45.7	0	2
South Carolina	32,40	---	---	0	0	----	0	0	6	227	37.8	3	0
Virginia Tech^	20	---	---	0	0	----	0	0	5	208	41.6	2	1
West Virginia	42,43	---	---	0	0	----	0	0	6	238	39.7	2	0
Totals	22	5	---	2	66	33.0	1	0	65	2717	41.8	20	9

RETURNS Opponent	#6 Hopkins PR			#82 Traylor PR			#2 Watkins PR			#18 Brown KOR			#23 Ellington KOR			#2 Watkins KOR		
	PR	Yds	Avg	PR	Yds	Avg	PR	Yds	Avg	KOR	Yds	Avg	KOR	Yds	Avg	KOR	Yds	Avg
Troy	1	5	5.0	--	---	---	1	12	12.0	0	0	---	1	22	22.0	0	0	---
Wofford	0	0	---	--	---	---	0	0	---	0	0	---	0	0	---	5	110	22.0
Auburn	0	0	---	--	---	---	0	0	---	0	0	---	1	16	16.0	0	0	---
Florida State	2	29	14.5	0	0	---	0	0	---	0	0	---	0	0	---	1	21	21.0
Virginia Tech	1	0	0.0	--	---	---	0	0	---	1	34	34.0	0	0	---	0	0	---
Boston College	0	0	---	0	0	---	0	0	---	1	6	6.0	0	0	---	0	0	---
Maryland	0	0	---	0	0	---	1	0	0.0	2	41	20.5	0	0	---	5	207	41.4
North Carolina	2	6	3.0	0	0	---	0	0	---	1	36	36.0	0	0	---	4	96	24.0
Georgia Tech	0	0	---	0	0	---	0	0	---	0	0	---	--	---	---	6	124	20.7
Wake Forest	1	3	3.0	0	0	---	0	0	---	0	0	---	0	0	---	4	103	25.8
N.C. State	1	3	3.0	0	0	---	--	---	---	6	118	19.7	0	0	---	--	---	---
South Carolina	0	0	---	1	29	29.0	0	0	---									



CLEMSON OFFENSIVE DRIVE CHARTS

- OVERVIEW
- COACHES
- UNIVERSITY
- TRADITIONS
- PLAYERS
- REVIEW
- OPPONENTS
- RECORDS

Troy

#	Qtr	Clock	Spot	Plays	Yards	TOP	Result
1.	1	14:54	41	2	59	0:20	TD
2.	1	12:48	31	3	4	1:32	Punt
3.	1	11:16	*21	4	-8	1:17	FG
4.	1	4:25	20	3	6	1:51	Punt
5.	1	2:24	*37	4	8	2:04	FG
6.	2	14:05	44	4	17	1:22	Punt
7.	2	10:28	44	3	2	1:02	Punt
8.	2	7:12	38	3	2	1:25	INT
9.	2	4:15	14	3	8	1:48	Punt
10.	2	0:46	16	3	18	0:46	Half
11.	3	12:13	20	4	10	1:11	Punt
12.	3	8:52	20	5	80	1:51	TD
13.	3	5:01	20	13	80	+4:31	TD
14.	4	11:14	25	1	75	0:12	TD
15.	4	9:27	43	6	56	+2:01	Downs
16.	4	6:20	*27	4	-1	1:36	FG
17.	4	4:05	*42	7	42	+2:39	TD

Wofford

#	Qtr	Clock	Spot	Plays	Yards	TOP	Result
1.	1	14:54	11	6	40	2:21	Downs
2.	1	10:07	27	5	16	1:09	Punt
3.	1	6:07	*45	2	45	0:35	TD
4.	1	4:48	26	1	74	0:12	TD
5.	1	2:34	38	3	8	1:27	Punt
6.	2	13:04	28	11	47	3:07	MFG
7.	2	3:54	28	6	72	1:51	TD
8.	2	1:37	*46	3	-7	1:19	Punt
9.	3	11:42	35	12	65	+3:48	TD
10.	3-4	1:59	42	8	58	+2:24	TD
11.	4	13:39	*17	4	-6	+1:08	Fumble
12.	4	8:35	3	6	38	3:11	Punt
13.	4	3:30	*31	5	16	+3:30	Half

Auburn

#	Qtr	Clock	Spot	Plays	Yards	TOP	Result
1.	1	12:59	13	3	9	1:58	Punt
2.	1	10:36	20	3	1	0:39	Punt
3.	1	7:54	20	6	24	2:39	Punt
4.	1-2	2:11	40	8	60	+2:15	TD
5.	2	8:49	19	12	81	+3:43	TD
6.	2	3:44	25	8	75	+2:33	TD
7.	3	15:00	20	4	80	1:15	TD
8.	3	11:56	12	11	70	3:55	Fumble
9.	3	5:00	20	12	80	+4:44	TD
10.	4	14:43	18	8	62	2:55	FG
11.	4	9:34	5	18	73	+9:34	Half

Florida State

#	Qtr	Clock	Spot	Plays	Yards	TOP	Result
1.	1	10:23	20	7	80	2:36	TD
2.	1	5:29	23	8	77	+3:35	TD
3.	1-2	0:08	21	9	79	+3:37	TD
4.	2	11:22	*20	4	2	+1:44	MFG
5.	2	6:15	22	6	23	3:02	Punt
6.	2	1:40	37	4	0	1:40	Half
7.	3	15:00	20	4	5	1:20	Fumble
8.	3	13:40	20	10	41	3:12	Punt
9.	3	8:11	30	11	70	+5:08	TD
10.	4	14:55	20	6	80	1:49	TD
11.	4	11:50	26	4	9	3:09	Punt
12.	4	7:21	20	9	56	4:32	Downs
13.	4	1:37	*28	4	-5	1:37	Downs

Virginia Tech

#	Qtr	Clock	Spot	Plays	Yards	TOP	Result
1.	1	15:00	20	6	22	2:08	Punt
2.	1	10:01	31	4	4	2:11	Punt
3.	1	5:47	41	11	45	+3:35	FG
4.	1-2	0:19	36	4	15	1:09	Punt
5.	2	9:20	20	5	21	1:32	INT
6.	2	4:27	*48	9	48	+2:38	TD
7.	2	1:19	31	6	9	1:13	Punt
8.	3	11:37	34	3	66	0:55	TD
9.	3	6:57	29	3	8	1:23	Punt
10.	3	2:32	37	3	-5	0:50	Punt
11.	4	14:14	13	3	2	1:32	Punt
12.	4	9:48	12	8	88	3:36	TD
13.	4	3:49	46	3	4	2:19	Punt

Boston College

#	Qtr	Clock	Spot	Plays	Yards	TOP	Result
1.	1	12:42	20	8	80	+2:20	TD
2.	1	9:19	16	13	63	4:20	FG
3.	1	4:47	*16	2	16	+0:44	TD
4.	2	13:22	2	8	42	3:00	Punt
5.	2	8:19	46	6	29	1:21	FG

6.	2	1:52	33	10	65	+1:50	FG
7.	3	15:00	20	9	77	+3:25	FG
8.	3	9:13	1	3	5	1:52	Punt
9.	3	5:09	20	13	50	4:30	FG
10.	4	13:35	42	6	58	2:11	TD
11.	4	5:39	31	4	11	2:12	Punt
12.	4	0:06	*33	1	-1	0:06	Half

Maryland

#	Qtr	Clock	Spot	Plays	Yards	TOP	Result
1.	1	14:54	4	14	95	+6:29	FG
2.	1	4:58	20	5	26	1:10	Punt
3.	1	3:00	40	2	4	0:37	INT
4.	1	2:12	*30	4	30	+1:12	TD
5.	2	13:47	34	6	7	2:47	Punt
6.	2	8:31	27	10	73	+3:03	TD
7.	2	3:45	14	8	41	2:30	Punt
8.	3	13:00	23	3	6	0:54	Punt
9.	3	11:56	*15	3	15	+1:10	TD
10.	3	7:23	38	5	56	+1:08	FG
11.	3	4:23	30	3	70	+0:58	TD
12.	3-4	1:02	20	12	80	+4:36	TD
13.	4	5:47	41	4	59	1:52	TD
14.	4	1:54	*24	3	9	1:54	Half

North Carolina

#	Qtr	Clock	Spot	Plays	Yards	TOP	Result
1.	1	13:41	*38	10	15	+3:27	FG
2.	1	8:13	17	3	6	0:33	Punt
3.	1	7:11	32	7	30	3:10	Punt
4.	1	2:54	*48	5	48	1:42	TD
5.	2	10:13	20	8	80	2:27	TD
6.	2	6:39	27	5	11	1:03	Punt
7.	2	3:22	31	6	19	1:18	Punt
8.	2	1:17	*47	4	18	0:47	MFG
9.	3	14:54	39	3	6	1:09	Punt
10.	3	12:22	34	5	66	+2:20	TD
11.	3	9:56	*12	2	12	+0:09	TD
12.	3	9:28	*45	6	45	2:17	TD
13.	3	5:29	21	11	79	+3:47	TD
14.	4	10:06	3	3	8	1:39	Fumble
15.	4	7:33	22	5	23	2:11	Punt
16.	4	2:14	8	3	6	2:14	Half

Georgia Tech

#	Qtr	Clock	Spot	Plays	Yards	TOP	Result
1.	1	13:22	17	12	67	4:37	FG
2.	1	6:54	36	3	-17	0:57	Fumble
3.	1	2:53	28	6	19	2:37	Punt
4.	2	11:55	26	3	7	1:52	Punt
5.	2	5:35	50	6	28	1:13	MFG
6.	2	0:32	28	5	28	0:32	Half
7.	3	14:53	30	4	70	1:19	TD
8.	3	11:22	11	7	50	1:49	Fumble
9.	3-4	3:26	3	10	97	+3:39	TD
10.	4	12:06	26	6	28	1:15	Punt
11.	4	10:39	*9	1	0	+0:06	INT
12.	4	1:29	22	4	12	0:23	INT

Wake Forest

#	Qtr	Clock	Spot	Plays	Yards	TOP	Result
1.	1	9:08	20	10	80	+3:35	TD
2.	1-2	0:46	40	8	38	2:13	INT
3.	2	11:25	20	13	80	+5:39	TD
4.	2	1:31	30	3	2	0:43	Punt
5.	3	15:00	20	5	15	1:28	Punt
6.	3	11:33	5	5	8	1:50	Punt
7.	3	9:38	22	2	3	0:48	Fumble
8.	3	7:59	27	4	20	1:02	INT
9.	3	5:27	32	10	68	+4:04	TD
10.	4	11:48	3	5	30	1:23	Downs
11.	4	8:45	20	10	80	+3:18	TD
12.	4	3:58	48	8	39	2:40	MFG
13.	4	0:42	33	5	41	0:42	FG

N.C. State

#	Qtr	Clock	Spot	Plays	Yards	TOP	Result
1.	1	13:37	32	4	24	0:59	Punt
2.	1	9:07	*39	8	32	+2:17	FG
3.	1	3:01	12	3	4	1:25	Punt
4.	1-2	0:45	15	3	7	1:02	Punt
5.	2	11:29	16	1	-6	0:11	Fumble
6.	2	10:28	18	4	0	1:19	Fumble
7.	2	7:19	13	3	-10	1:37	Punt
8.	2	4:52	27	4	23	2:10	Punt
9.	3	14:54	39	5	20	1:35	Downs
10.	3	10:08	31	7	54	+1:24	FG
11.	3	5:36	27	8	48	+2:24	INT
12.	3	1:07	*44	4	35	+0:58	INT

CLEMSON'S LONG OFFENSIVE PLAYS

Yds	Player(s)	Type	Opp.
75	*Bellamy	Run	TRO
74	*Ellington	Run	WOF
68	*Ellington	Run	WVU
65	*Boyd to Watkins	Pass	AUB
62	*Boyd to Watkins	Pass	FSU
62	Boyd to Watkins	Pass	BOC
55	Ellington	Run	UMD
54	*Boyd to Allen	Pass	TRO
54	Boyd to Bryant	Pass	TRO
53	*Boyd to Watkins	Pass	AVAT
51	Boyd to Watkins	Pass	UMD
50	Boyd to Hopkins	Pass	FSU
50	Stoudt to Ford	Pass	NCS
48	*Boyd to Watkins	Pass	GAT
44	*Ellington	Run	UMD
43	Boyd to Hopkins	Pass	NCS
42	*Boyd to Bryant	Pass	WOF
42	*Boyd to Watkins	Pass	UNC
41	Boyd to Hopkins	Pass	NCS
39	Boyd to Hopkins	Pass	UNC
39	Ellington	Run	WVU
38	*Boyd to Watkins	Pass	WOF
37	Howard	Run	AUB
35	*Ellington	Run	BOC
34	Boyd to Allen	Pass	FSU

* - touchdown; ^ - ACC Championship game; Note: **Bold** denotes a Clemson home game.

13.	4	12:55	15	5	20	1:54	Punt
14.	4	7:15	20	4	21	2:13	Punt
15.	4	2:35	32	8	68	+1:13	TD

South Carolina

#	Qtr	Clock	Spot	Plays	Yards	TOP	Result
1.	1	10:17	35	3	5	0:49	Punt
2.	1	6:30	42	3	9	1:29	Punt
3.	1-2	1:10	39	12	61	+4:38	TD
4.	2	7:15	*26	5	11	+1:01	FG
5.	2	1:55	20	3	-10	0:27	Punt
6.	3	14:55	27	6	2	2:	

OPPONENT OFFENSIVE DRIVE CHARTS



- OVERVIEW
- COACHES
- UNIVERSITY
- TRADITIONS
- PLAYERS
- REVIEW
- OPPONENTS
- RECORDS

OPPONENTS' LONG OFFENSIVE PLAYS

Yds	Player(s)	Type	Team
66	* Allen to Bersin	Pass	WOF
61	Allen to Bersin	Pass	WOF
58	* Renner to Boyd	Pass	UNC
57	* Trickett to R. Smith	Run	FSU
56	D. Taylor	Run	TRO
56	Washington	Run	GAT
55	C. Shaw to Anderson	Pass	USC
52	* Dyer	Run	AUB
52	Hanson to Thorpe	Pass	UNC
49	* C. Shaw to Ellington	Pass	USC
46	Washington	Run	GAT
45	Dyer	Run	AUB
45	* Thomas to Coles	Pass	AVAT
44	* C. Robinson to Chitty	Pass	TRO
44	Washington to S. Hill	Pass	GAT
43	* Glennon to Palmer	Pass	NCS
41	Trotter to Benton	Pass	AUB
41	Trickett to R. Smith	Pass	FSU
40	Brown to Furstenburg	Pass	UMD
39	* C. Robinson to E. Thomas	Pass	TRO
37	* G. Smith to Austin	Pass	WVU
36	* Trotter to Blake	Pass	AUB
36	Glennon to Palmer	Pass	NCS
34	C. Shaw	Run	USC
34	G. Smith to Milhouse	Pass	WVU

* - touchdown; ^ - ACC Championship game; Note: **Bold** denotes a Clemson home game.

16. 4 1:22 *40 2 -4 1:22 Half

South Carolina

#	Qtr	Clock	Spot	Plays	Yards	TOP	Result
1.	1	14:56	23	10	48	4:33	FG
2.	1	9:28	25	7	75	2:52	TD
3.	1	5:01	5	6	42	3:51	Punt
4.	2	11:32	20	6	35	4:17	Punt
5.	2	6:14	40	9	60	4:19	TD
6.	2	1:28	48	3	-14	1:28	Half
7.	3	12:10	34	5	66	2:18	TD
8.	3	8:13	18	3	1	1:33	Punt
9.	3	2:32	3	3	9	1:05	Punt
10.	4	13:43	31	14	50	7:17	FG
11.	4	6:01	*19	2	19	0:41	TD
12.	4	2:54	44	7	4	2:54	Half

Virginia Tech^

#	Qtr	Clock	Spot	Plays	Yards	TOP	Result
1.	1	12:03	25	1	-1	0:08	Fumble
2.	1	11:13	34	6	15	3:07	Punt
3.	1	3:30	23	5	77	2:46	TD
4.	2	14:16	13	5	12	2:15	Punt
5.	2	7:47	38	3	1	1:00	Punt
6.	2	3:46	17	11	59	3:45	FG
7.	3	14:54	34	3	-7	0:48	Punt
8.	3	10:45	20	3	-3	2:34	Punt
9.	3	7:54	16	3	-3	0:59	Punt
10.	3	6:13	32	10	38	4:41	Downs
11.	4	12:56	18	7	50	3:24	INT
12.	4	7:46	20	13	72	2:55	INT
13.	4	1:51	21	4	4	0:47	Downs

West Virginia

#	Qtr	Clock	Spot	Plays	Yards	TOP	Result
1.	1	13:50	23	6	25	2:38	Punt
2.	1	9:28	28	8	72	2:34	TD
3.	1	4:28	43	6	57	1:39	TD
4.	1-2	0:45	20	9	80	2:20	TD
5.	2	9:14	35	6	15	2:49	Punt
6.	2	4:42	36	6	64	2:13	TD
7.	2	2:05	*32	3	32	0:52	TD
8.	2	1:02	*18	5	18	0:58	TD
9.	3	14:53	27	7	73	2:18	TD
10.	3	11:43	26	5	74	2:25	TD
11.	3	8:11	5	3	0	1:40	Punt
12.	3	4:53	23	4	13	1:37	INT
13.	3-4	1:30	22	3	6	2:20	Punt
14.	4	12:35	34	12	66	6:14	TD
15.	4	5:37	7	4	15	2:41	Punt
16.	4	1:01	44	2	-6	1:01	Half

* - in opponent's territory; +- red-zone possession; ^ - ACC Championship game; Note: **Bolded** lines denote scoring drives.

Troy

#	Qtr	Clock	Spot	Plays	Yards	TOP	Result
1.	1	14:29	22	3	8	1:41	Punt
2.	1	9:59	20	13	80	5:34	TD
3.	1	2:34	37	1	0	0:10	Fumble
4.	1-2	0:12	31	3	-2	1:07	Punt
5.	2	12:43	1	4	16	2:15	Punt
6.	2	9:26	13	3	8	2:14	Punt
7.	2	5:47	*8	4	4	1:27	FG
8.	2	2:27	39	5	61	1:36	TD
9.	3	15:00	20	7	24	2:47	Punt
10.	3	11:02	36	6	16	2:10	Punt
11.	3	6:56	27	6	22	1:55	Punt
12.	3-4	0:26	17	11	80	4:06	FG
13.	4	10:55	8	6	49	1:28	Downs
14.	4	7:26	1	3	1	1:06	Punt
15.	4	4:38	23	2	3	0:33	INT
16.	4	1:19	20	3	14	1:19	Half

Wofford

#	Qtr	Clock	Spot	Plays	Yards	TOP	Result
1.	1	12:33	49	5	51	2:21	TD
2.	1	8:58	11	3	0	2:51	Punt
3.	1	5:26	21	2	79	0:34	TD
4.	1	4:30	21	3	1	1:56	Punt
5.	1-2	1:07	18	6	17	3:03	Punt
6.	2	9:57	26	12	74	5:56	TD
7.	2	1:59	16	3	1	0:22	Punt
8.	2	0:18	6	1	3	0:18	Half
9.	3	14:55	26	6	67	3:09	FG
10.	3	7:50	20	13	60	5:46	FG
11.	4	14:30	20	2	3	0:51	INT
12.	4	12:31	23	7	38	3:56	Punt
13.	4	5:24	22	4	9	1:54	Downs

Auburn

#	Qtr	Clock	Spot	Plays	Yards	TOP	Result
1.	1	14:58	25	5	24	1:59	Punt
2.	1	11:01	31	2	69	0:25	TD
3.	1	9:57	46	6	54	2:03	TD
4.	1	5:15	4	6	20	3:04	Punt
5.	2	14:51	10	16	90	5:57	TD
6.	2	5:06	20	3	9	1:22	Punt
7.	2	1:07	21	4	25	1:07	Punt
8.	3	13:45	40	5	13	1:49	Punt
9.	3	8:01	18	8	62	3:01	FG
10.	3-4	0:10	28	3	3	0:27	Punt
11.	4	11:48	20	6	67	2:14	INT

Florida State

#	Qtr	Clock	Spot	Plays	Yards	TOP	Result
1.	1	15:00	20	9	67	4:37	FG
2.	1	7:47	20	3	9	2:18	Punt
3.	1	1:48	29	5	71	1:34	TD
4.	2	11:31	20	1	0	0:09	INT
5.	2	9:38	20	5	7	3:23	Punt
6.	2	3:13	12	3	9	1:33	Punt
7.	3	10:28	16	6	42	2:17	Punt
8.	3-4	2:47	20	7	80	2:52	TD
9.	4	13:00	34	4	8	1:10	Punt
10.	4	8:41	22	4	78	1:20	TD
11.	4	2:49	24	7	4	1:12	Downs

Virginia Tech

#	Qtr	Clock	Spot	Plays	Yards	TOP	Result
1.	1	12:52	33	5	26	2:51	INT
2.	1	7:50	20	5	32	2:03	Fumble
3.	1	2:07	30	3	7	1:48	Punt
4.	2	14:10	20	10	48	4:50	Punt
5.	2	7:48	*31	7	24	3:13	FG
6.	2	1:44	28	3	6	0:25	Punt
7.	2	0:06	27	1	-1	0:06	Half
8.	3	14:57	22	6	33	3:20	Punt
9.	3	10:37	9	5	34	3:40	Punt
10.	3	5:34	18	7	16	3:02	Punt
11.	3-4	1:42	45	4	13	2:28	Punt
12.	4	12:42	*47	6	35	2:54	Downs
13.	4	6:05	24	3	-14	2:16	Punt
14.	4	1:30	20	3	19	1:30	Half

Boston College

#	Qtr	Clock	Spot	Plays	Yards	TOP	Result
1.	1	14:57	34	3	9	2:15	Punt
2.	1	10:15	45	3	-1	0:56	Punt
3.	1	4:54	23	1	-7	0:07	Fumble
4.	1-2	3:56	25	9	25	5:34	Punt
5.	2	10:22	16	3	6	2:03	Punt
6.	2	6:58	20	10	80	5:03	TD
7.	3	11:30	40	5	26	2:17	INT

8.	3	7:21	*47	4	47	2:12	TD
9.	3-4	0:31	14	3	3	1:56	Punt
10.	4	11:18	37	10	32	5:39	Downs
11.	4	3:27	20	6	13	3:21	Downs

Maryland

#	Qtr	Clock	Spot	Plays	Yards	TOP	Result
1.	1	8:20	26	8	29	3:14	Punt
2.	1	5:06	*9	2	9	0:08	TD
3.	1	3:48	24	3	3	0:48	Punt
4.	1-2	0:54	30	7	70	2:00	TD
5.	2	11:00	40	7	60	2:22	TD
6.	2	5:22	17	4	24	1:37	Punt
7.	2	1:15	20	2	3	1:15	Half
8.	3	14:55	22	8	78	1:49	TD
9.	3	12:06	28	1	0	0:10	INT
10.	3	10:39	11	10	80	3:12	FG
11.	3	6:07	38	3	2	1:44	Punt
12.	3	3:19	28	6	28	2:17	Punt
13.	4	11:19	34	13	66	3:44	TD
14.	4	7:17	35	5	24	1:30	Downs
15.	4	3:48	32	5	-8	1:54	Downs

North Carolina

#	Qtr	Clock	Spot	Plays	Yards	TOP	Result
1.	1	14:55	27	3	-1	1:14	INT
2.	1	10:07	35	3	9	1:54	Punt
3.	1	7:40	37	2	63	0:23	TD
4.	1	4:01	17	3	-8	1:07	Punt
5.	1-2	1:06	34	10	51	5:48	FG
6.	2	7:41	24	3	2	1:02	Punt
7.	2	5:36	25	2	1	0:51	INT
8.	2	4:38	27	3	73	1:11	TD
9.	2	2:04	15	2	26	0:47	Fumble
10.	2	0:30	29	1	-1	0:30	Half
11.	3	13:45	20	3	9	1:23	Punt
12.	3	7:02	44	3	2	1:33	Punt
13.	3	1:37	19	4	7	1:23	INT
14.	3-4	0:08	26	13	70	5:02	INT
15.	4	8:27	*11	2	11	0:49	TD
16.	4	5:22	11	7	89	3:03	TD

Georgia Tech

#	Qtr	Clock	Spot	Plays	Yards	TOP	Result
1.	1	15:00	40	3	0	1:38	Punt
2.	1	8:38	29	3	-8	1:44	Punt
3.	1	5:57	*19	6	19	2:58	TD
4.	1-2						



- OVERVIEW
- COACHES
- UNIVERSITY
- TRADITIONS
- PLAYERS
- REVIEW
- OPPONENTS
- RECORDS

2011 GAME RECAPS

Game 1

Troy	19
Clemson	43

September 3, 2011
Memorial Stadium • Clemson, SC

The Tigers' 43-19 win over Troy was an "A" in Head Coach Dabo Swinney's mind, despite his offense's first-half struggles, which led to a three-point deficit at halftime.

The Tigers got the win after outscoring Troy 30-3 in the second half. Trailing 16-13 at halftime, Clemson came out and scored on three straight possessions to grab a 33-19 lead. From there, the Tigers cruised, as they amassed 347 of their 468 total yards in the second half.

Tajh Boyd, who struggled in the first 30 minutes, bounced back by passing for 199 yards and two touchdowns while completing 14-18 passes in the second half. At one point, he completed 13 straight passes. His second-half touchdowns went to tight end Dwayne Allen for 54 yards and wide receiver Jaron Brown for seven yards.

Allen's touchdown gave the Tigers a 20-16 lead. Now settled in, Boyd extended the lead to 26-16 with 0:30 left in the third quarter on his seven-yard touchdown pass to Brown.

After Troy kicked a 20-yard field goal early in the fourth quarter, Mike Bellamy put his name in the recordbook with a 75-yard touchdown on his first career carry. That was the longest run on the first carry by a Tiger in history.

Chandler Catanzaro followed with his third field goal of 45+ yards and D.J. Howard added a one-yard touchdown run to close out the scoring. Catanzaro became just the second player in school history to boot three field goals of at least 45 yards in one game.

Sammy Watkins set a record for receptions (7) and receiving yards (81) by a freshman in his first game. He scored just 26 seconds into the contest, the earliest score by a first-year player in school history.

Game 2

Wofford	27
Clemson	35

September 10, 2011
Memorial Stadium • Clemson, SC

Tajh Boyd said he never really worried about losing Saturday's game, because he knew there was enough talent on the field for his Tigers to get the job done.

Though he was not worried, no one could blame the Clemson quarterback if he was a little nervous as he called for the ball on third-and-13 from his own 39, clinging to a one-point lead over the underdog Wofford Terriers. However, Boyd showed a lot of poise in a pressure situation, as he stood tall in the pocket and delivered a perfectly-thrown ball to DeAndre Hopkins along the sideline.

Hopkins corralled the pass for 13 yards to the Wofford 48, keying an eight-play, 58-yard drive that helped clinch the Tigers' 35-27 victory in Death Valley.

Clemson needed it and every bit more after the Terriers used their unorthodox offense to push the game to the brink in a contest many thought would be an easy victory for the Tigers.

The Terriers scored on two of their first three possessions, a 27-yard touchdown run by Mitch Allen and a 66-yard scoring pass from Allen to Brenton Bersin. Wofford led most of the first half and was within one point (28-27) heading into the fourth quarter.

Clemson got those points on a 42-yard Boyd-to-Martavis Bryant pass, a 74-yard Andre Ellington touchdown run, a 38-yard touchdown pass from Boyd to Sammy Watkins, a five-yard touchdown run by Boyd, and a 17-yard touchdown pass from Boyd to Hopkins. Watkins was named ACC Rookie-of-the-Week for his efforts.

And when Clemson needed it the most, it was usually one of the veterans or more experienced players who came through. The Tigers got big plays from tight end Dwayne Allen, wide receiver Jaron Brown, defensive end Andre Branch, defensive tackle Brandon Thompson, Ellington, and Hopkins.

That's exactly what Boyd proved when he stepped up into the pocket and fired that 13-yard completion to Hopkins.

Game 3

Auburn	24
Clemson	38

September 17, 2011
Memorial Stadium • Clemson, SC

Dabo Swinney understands the kind of pressure that comes with a long winning streak. He was a part of one himself when he was a player and coach at Alabama in the 1990s.

But, do not think for a second Swinney was feeling sorry for #19 Auburn after his Tigers snapped the SEC Tigers' 17-game winning streak with a 38-24 victory in Death Valley.

The nation's longest winning streak ended thanks to a 386-yard, four-touchdown afternoon from quarterback Tajh Boyd and 155 receiving yards from freshman-sensation Sammy Watkins, who was named ACC Receiver-of-the-Week and ACC Rookie-of-the-Week for his efforts. In all, the Tigers amassed 624 yards while outscoring Auburn 31-3 from the midway part of the second quarter on.

Trailing by 14 points on two different occasions, including 21-7 following Michael Dyer's second touchdown of the game in the second quarter, Boyd got Clemson rolling with a four-yard touchdown pass to DeAndre Hopkins, a six-yard score to tight end Dwayne Allen, who tight-roped the back of the endzone, and then 65 and 19-yard touchdown passes to Watkins in the third quarter.

Auburn had no answer for Boyd, as he completed 30-42 passes on his way to earning ACC Offensive Back-of-the-Week honors.

Once Boyd found his rhythm, Clemson did not miss a step, as it scored on six of seven possessions. The Tigers' 624 yards of total offense were third-most in history and just the eighth time a Clemson team topped the 600-yard mark in a contest.

Auburn had won 14 straight games over Clemson, including last year's dramatic 27-24 overtime victory at Auburn. However, there were no dramatics in front of the sellout crowd.

Some thanks also goes to a defense that for the third straight week did not allow a touchdown in the second half. Auburn amassed just 150 yards and three points in the second half after totaling 285 yards and three touchdowns in the first half.

GAME STATS

Troy	6	10	0	3	19
Clemson	13	0	13	17	43

- CU Watkins 33 pass from Boyd (Catanzaro kick), 1st, 14:34, 2-59
- CU Catanzaro 46 FG, 1st, 9:59, 4-(-8)
- TRO Southward 1 run (M. Taylor kick failed), 1st, 4:25, 13-80
- CU Catanzaro 46 FG, 1st, 0:20, 4-8
- TRO M. Taylor 21 FG, 2nd, 4:20, 4-4
- TRO E.Thomas 16 pass from C. Robinson (M. Taylor kick), 2nd, 0:51, 5-61
- CU Allen 54 pass from Boyd (Catanzaro kick), 3rd, 7:01, 5-80
- CU Ja. Brown 7 pass from Boyd (Catanzaro kick failed), 3rd, 0:30, 13-80
- TRO M. Taylor 20 FG, 4th, 11:20, 11-80
- CU Bellamy 75 run (Catanzaro kick), 4th, 11:02, 1-75
- CU Catanzaro 45 FG, 4th, 4:44, 4-(-1)
- CU Howard 1 run (Catanzaro kick), 4th, 1:26, 7-42

Attendance - 73,458 Weather - Mostly sunny, 95°

Team Statistics	TRO	CU
First Downs	19	16
Rushing	36-165	38-197
Passing	24-42-1	21-31-1
Passing Yards	258	271
Total Offense	78-423	69-468
Yards/Play	5.4	6.8
Turnovers	3	1
Penalties	8-61	2-10
Punting	8-42.3	6-42.5
Third-Down Conversions	7-18	5-16
Sacks	3-9	1-8
Time of Possession	32:10	27:50

Rushing (Car-Yards-TD)

- TRO D.Taylor 5-63, Southward 13-43-1, C. Anderson 10-40, Exley 3-14, Worthy 1-5, Albert 1-3, Chitty 1-0, C. Robinson 2-(-3)
- CU Ellington 18-89, Bellamy 3-81-1, Howard 4-29-1, Watkins 2-5, Boyd 10-(-3), TEAM 1-(-4)

Passing (Cm-Att-Yards-I-TD)

- TRO C. Robinson 24-42-258-1-1
- CU Boyd 20-30-264-1-3, Stoudt 1-1-7-0-0

Receiving (Rec-Yards-TD)

- TRO Albert 6-45, Southward 4-35, E.Thomas 3-63-1, C. Johnson 3-8, Chitty 2-49, J. Robinson 1-21, Payton 1-12, Ellis 1-8, C. Anderson 1-7, Arukwe 1-6, D. Taylor 1-4
- CU Watkins 7-81-1, Hopkins 4-35, Ja. Brown 3-26-1, Ellington 3-7, Allen 1-54-1, Bryant 1-54, Ford 1-7, Humphries 1-7

GAME STATS

Wofford	14	7	6	0	27
Clemson	13	8	7	7	35

- WOF Allen 27 run (Reed kick), 1st, 10:12, 5-51
- CU Bryant 42 pass from Boyd (Benton rush failed), 1st, 5:32, 2-45
- WOF Bersin 66 pass from Allen (Reed kick), 1st, 4:52, 2-79
- CU Ellington 74 run (Catanzaro kick), 1st, 4:36, 1-74
- WOF Breitenstein 1 run (Reed kick), 2nd, 4:01, 12-74
- CU Watkins 38 pass from Boyd (Hopkins pass from Boyd), 2nd, 2:03, 6-72
- WOF Reed 24 FG, 3rd, 11:46, 6-67
- CU Boyd 5 run (Catanzaro kick), 3rd, 7:54, 12-65
- WOF Reed 38 FG, 3rd, 2:04, 13-60
- CU Hopkins 17 pass from Boyd (Catanzaro kick), 4th, 14:35, 8-58

Attendance - 74,538 Weather - Sunny, 85°

Team Statistics	WOF	CU
First Downs	16	20
Rushing	57-272	42-215
Passing	2-8-1	18-29-0
Passing Yards	127	261
Total Offense	65-399	71-476
Yards/Play	6.1	6.7
Turnovers	1	1
Penalties	6-30	3-44
Punting	5-35.2	4-41.5
Third-Down Conversions	6-16	7-15
Sacks	4-31	0-0
Time of Possession	33:27	26:33

Rushing (Car-Yards-TD)

- WOF Allen 13-89-1, Breitenstein 22-62-1, Johnson 10-56, Redfern 1-28, Boyce 4-16, Youman 1-8, Dunmire 1-7, Nocek 1-3, Farrar 3-2, Monroe 1-1
- CU Ellington 22-165-1, Watkins 3-30, Bellamy 2-19, Boyd 10-9-1, Howard 1-2, McDowell 1-1, Diehl 1-0, TEAM 1-(-2), Benton 1-(-9)

Passing (Cm-Att-Yards-I-TD)

- WOF Allen 2-7-127-1-1, Kass 0-1-0-0-0
- CU Boyd 18-29-261-0-3

Receiving (Rec-Yards-TD)

- WOF Bersin 2-127-1
- CU Hopkins 5-73-1, Watkins 4-56-1, Ja. Brown 3-55, Allen 2-15, Ellington 2-12, Bryant 1-42-1, B. McNeal 1-8

GAME STATS

Auburn	14	7	3	0	24
Clemson	0	21	14	3	38

- AUB Dyer 52 run (Parkey kick), 1st, 10:36, 2-69
- AUB Blake 36 pass from Trotter (Parkey kick), 1st, 7:54, 6-54
- CU Hopkins 4 pass from Boyd (Catanzaro kick), 2nd, 14:56, 8-60
- AUB Dyer 1 run (Parkey kick), 2nd, 8:54, 16-90
- CU Allen 6 pass from Boyd (Catanzaro kick), 2nd, 5:06, 12-81
- CU Ellington 2 run (Catanzaro kick), 2nd, 1:11, 8-75
- CU Watkins 65 pass from Boyd (Catanzaro kick), 3rd, 13:45, 4-80
- AUB Parkey 38 FG, 3rd, 5:00, 8-62
- CU Watkins 19 pass from Boyd (Catanzaro kick), 3rd, 0:16, 12-80
- CU Catanzaro 38 FG, 4th, 11:48, 8-62

Attendance - 81,514 Weather - Cloudy, 68°

Team Statistics	AUB	CU
First Downs	19	32
Rushing	38-237	50-238
Passing	12-25-1	30-42-0
Passing Yards	198	386
Total Offense	63-435	92-624
Yards/Play	6.9	6.8
Turnovers	1	1
Penalties	5-40	6-50
Punting	6-41.3	3-46.0
Third-Down Conversions	5-13	14-18
Sacks	0-0	1-1
Time of Possession	23:45	36:15

Rushing (Car-Yards-TD)

- AUB Dyer 16-151-2, McCaleb 10-34, Mason 4-15, Trotter 4-14, Reed 2-12, Bray 1-8, Frazier 1-3
- CU Howard 9-86, Ellington 14-46-1, Watkins 7-44, Bellamy 11-36, Boyd 7-30, TEAM 2-(-4)

Passing (Cm-Att-Yards-I-TD)

- AUB Trotter 12-25-198-1-1
- CU Boyd 30-42-386-0-4

Receiving (Rec-Yards-TD)

- AUB Stallworth 5-71, Reed 3-31, Benton 1-41, Blake 1-36-1, McCaleb 1-17, Carr 1-2
- CU Watkins 10-155-2, Hopkins 7-83-1, Allen 7-80-1, Peake 2-41, Ja. Brown 2-22, Bellamy 1-4, Ellington 1-1



OVERVIEW
COACHES
UNIVERSITY
TRADITIONS
PLAYERS
REVIEW
OPPONENTS
RECORDS

2011 GAME RECAPS

Game 4

Florida State	30
Clemson	35

September 24, 2011
Memorial Stadium • Clemson, SC

Senior Rennie Moore had a sack on #11 Florida State's final offensive play and #21 Clemson ran out the clock to preserve a thrilling 35-30 victory. It was the highest-ranked team Clemson defeated at home since it beat #3 Florida State in 2003.

With the game hanging in the balance and the Seminoles facing a fourth-and-nine from their own 38, Moore plowed through the line and sacked Clint Trickett, sending the nearly 81,000 fans in Death Valley into a frenzy.

Clemson improved to 4-0 for the first time since the 2007 season thanks in large part to a big-play offense that racked up 443 total yards against one of the nation's best defenses. Meanwhile, the Tiger defense held the Seminoles to 29 rushing yards and made the necessary stops to win the game when it had to the most.

The Tigers had one another's backs all afternoon. After Florida State took its only lead on a Dustin Hopkins 32-yard field goal on its first drive, the Clemson offense responded with a 24-yard Tajh Boyd to Sammy Watkins touchdown and a 7-3 lead on its first series.

After Florida State scored a touchdown to cut Clemson's lead to four points, the Tigers again responded, as Boyd found tight end Dwayne Allen open for a 12-yard touchdown and a 21-10 lead with 11:31 remaining in the first half.

Clemson stood tall following a fluke touchdown that allowed the Seminoles to pull within four points (21-17) in the third quarter.

Boyd, who finished the afternoon 22-35 for 344 yards and three touchdowns while earning ACC Offensive Back-of-the-Week honors, did make those plays. First, he led the Tigers on an 11-play, 70-yard drive that ended with an Andre Ellington one-yard touchdown. Following another Seminole score, a 30-yard Trickett to Rashad Greene pass, Boyd hit Watkins in stride for a 62-yard touchdown that gave the Tigers a 35-23 lead with 13:06 left in the game.

That touchdown pass followed a key third-down conversion in which Boyd connected with Allen on a 12-yard strike on third-and-10 from the Clemson 20 to keep the drive alive.

Game 5

Clemson	23
Virginia Tech	3

October 1, 2011
Lane Stadium • Blacksburg, VA

The Clemson Tigers sent a message to the ACC and the rest of the college football world in Blacksburg, VA. That message...this is not the same ol' Tigers. Using a stifling defense and getting its customary big play or two from its revamped offense, #13 Clemson stunned #10 Virginia Tech by a score of 23-3 in front of 66,233 fans at Lane Stadium.

And what the 2011 Tigers accomplished had never been done in the history of the ACC. Thanks to their 20-point victory over Virginia Tech, the Tigers became the first ACC team to beat three-straight AP-ranked opponents in consecutive games during one season.

The Tigers changed Clemson by beating a ranked Virginia Tech team on its field while playing the same style Virginia Tech Head Coach Frank Beamer made famous...playing tough, physical, and simply outmuscling their opponent. The Hokies were held to 258 total yards, including only 133 on the ground.

Though the Tigers rushed for only 119 yards, 61 came in the fourth quarter when they took control of the game and ran time off the clock. Clemson used the running game to finish off the Hokies when freshman Mike Bellamy took a handoff and raced 31 yards for the game's final score.

Allen, who had four catches for a game-high 75 yards, added to that special night in the third quarter when, on the Tigers' first drive, he caught a 32-yard touchdown pass from Virginia-native Tajh Boyd, giving Clemson a 17-3 lead at the time. It was a big play in the sense that it sucked all the momentum out of Lane Stadium and put the pressure on a Virginia Tech offense that failed to show any consistency against the Tiger defense.

Clemson finished the game with 20 unanswered points after the Hokies tied the score 3-3 on Cody Journell's 24-yard field goal with 4:35 to play in the first half. Along with Branch's record-tying performance, Jonathan Willard added eight tackles and was named ACC Linebacker-of-the-Week.

After that, Boyd led Clemson on a nine-play, 48-yard scoring drive, capped by a one-yard Andre Ellington touchdown scamper. After the defense made a stop on Virginia Tech's first possession of the second half, Allen caught his 32-yard touchdown pass from Boyd.

And with that, the message was sent to every other team in the ACC.

Game 6

Boston College	14
Clemson	36

October 8, 2011
Memorial Stadium • Clemson, SC

Even though #8 Clemson earned a 36-14 victory over Boston College in front of a Homecoming crowd, the atmosphere around Death Valley appeared as if the Tigers had lost. That came with good reason, because Clemson lost its starting quarterback, at least for most of the second half.

Tajh Boyd went down with a hip injury on Clemson's first drive of the third quarter. Boyd, who passed for 283 yards, added 37 yards on the ground and was responsible for two touchdowns before leaving with an injury. He was taken to the locker room, where X-rays revealed there was no serious damage. Boyd later went to the hospital for an MRI for confirmation, and it too came back negative.

Cole Stoudt led the Tigers on two more scoring drives after Boston College cut the lead to 26-14 on a 24-yard touchdown pass from Chase Rettig to Bobby Swigert with 5:09 left in the third quarter.

Stoudt led a 13-play, 50-yard drive that ended with a 47-yard Chandler Catanzaro field goal that bounced off and over the crossbar with 39 seconds remaining in the third quarter. It was Catanzaro's fifth field goal of the game. The sophomore was named ACC Specialist-of-the-Week for his efforts.

On the scoring drive, Stoudt completed a nine-yard pass on third down to fellow first-year freshman Sammy Watkins and an eight-yard pass to Adam Humphries, another freshman, to set up Catanzaro's field goal. Watkins, who was named ACC Rookie-of-the-Week, had seven catches for a game-high 152 yards.

The rest of the Tigers followed his lead after that. The defense shut down the Eagles from there, limiting them to 258 total yards, while running back Andre Ellington put the game away with a 35-yard touchdown run on fourth-and-one. Ellington's score gave Clemson its 36-14 lead with 11:24 to play in the game.

Boyd had already thrown a three-yard touchdown pass to Jaron Brown and ran 14 yards for another score in giving the Tigers a 17-0 lead in the first quarter.

GAME STATS

Florida State	10	0	7	13	30
Clemson	14	7	7	7	35

FSU Hopkins 32 FG, 1st, 10:23, 9-67
CU Watkins 24 pass from Boyd (Catanzaro kick), 1st, 7:47, 7-80
CU Boyd 1 run (Catanzaro kick), 1st, 1:54, 8-77
FSU R. Smith 57 pass from Trickett (Hopkins kick), 1st, 0:14, 5-71
CU Allen 12 pass from Boyd (Catanzaro kick), 2nd, 11:31, 9-79
FSU Werner 25 fumble return (Hopkins kick), 3rd, 13:40
CU Ellington 1 run (Catanzaro kick), 3rd, 3:03, 11-70
FSU Greene 30 pass from Trickett (Trickett pass failed), 4th, 14:55, 7-80
CU Watkins 62 pass from Boyd (Catanzaro kick), 4th, 13:06, 6-80
FSU Shaw 9 pass from Trickett (Hopkins kick), 4th, 7:21, 4-78
Attendance - 80,994 **Weather** - Sunny, 83°

Team Statistics	FSU	CU
First Downs	19	26
Rushing	15-29	50-99
Passing	24-38-1	22-35-0
Passing Yards	336	344
Total Offense	53-365	85-443
Yards/Play	6.9	5.2
Turnovers	1	1
Penalties	11-124	5-50
Punting	5-42.8	3-36.3
Third-Down Conversions	3-10	9-17
Sacks	2-14	2-18
Time of Possession	22:53	37:07

Rushing (Car-Yards-TD)
FSU C. Thompson 11-36, Trickett 4(-7)
CU Ellington 23-71-1, Boyd 16-19-1, Watkins 3-13, McDowell 2-6, Bellamy 2(-1), TEAM 4(-9)

Passing (Cm-Att-Yards-I-TD)
FSU Trickett 24-38-336-1-3
CU Boyd 22-35-344-0-3

Receiving (Rec-Yards-TD)
FSU Greene 8-98-1, Green 7-77, R. Smith 4-118-1, O'Leary 3-23, Shaw 2-20-1
CU Watkins 7-141-2, Hopkins 5-78, Allen 4-67-1, Ellington 2-7, Bryant 1-33, Ja. Brown 1-13, Humphries 1-6, B. Thomas 1(-1)

GAME STATS

Clemson	3	7	7	6	23
Virginia Tech	0	3	0	0	3

CU Catanzaro 31 FG, 1st, 2:12, 11-45
VAT Journell 24 FG, 2nd, 4:35, 7-24
CU Ellington 1 run (Catanzaro kick), 2nd, 1:49, 9-48
CU Allen 32 pass from Boyd (Catanzaro kick), 3rd, 10:42, 3-66
CU Bellamy 31 run (TEAM kick failed), 4th, 6:12, 8-88
Attendance - 66,233 **Weather** - Light rain, windy, 43°

Team Statistics	CU	VAT
First Downs	18	17
Rushing	35-119	40-133
Passing	13-32-1	15-27-1
Passing Yards	204	125
Total Offense	67-323	67-258
Yards/Play	4.8	3.9
Turnovers	1	2
Penalties	5-61	6-60
Punting	8-41.4	8-29.4
Third-Down Conversions	7-17	4-16
Sacks	4-31	1-9
Time of Possession	25:09	34:51

Rushing (Car-Yards-TD)
CU Bellamy 6-47-1, Ellington 16-40-1, Boyd 10-28, Watkins 3-4
VAT D. Wilson 20-123, Thomas 12-8, Gregory 1-2, Oglesby 6-1, TEAM 1(-1)

Passing (Cm-Att-Yards-I-TD)
CU Boyd 13-32-204-1-1
VAT Thomas 15-27-125-1-0

Receiving (Rec-Yards-TD)
CU Allen 4-75-1, Ja. Brown 3-56, Watkins 3-38, Ellington 2-20, Hopkins 1-15
VAT Coale 5-41, Coles 4-44, Boykin 3-10, D. Wilson 2-21, Oglesby 1-9

GAME STATS

Boston College	0	7	7	0	14
Clemson	17	6	6	7	36

CU Ja. Brown 3 pass from Boyd (Catanzaro kick), 1st, 10:22, 8-80
CU Catanzaro 38 FG, 1st, 4:59, 13-63
CU Boyd 14 run (Catanzaro kick), 1st, 4:03, 2-16
CU Catanzaro 42 FG, 2nd, 6:58, 6-29
BOC Finch 20 run (Freese kick), 2nd, 1:55, 10-80
CU Catanzaro 18 FG, 2nd, 0:02, 10-65
CU Catanzaro 20 FG, 3rd, 11:35, 9-77
BOC Swigert 24 pass from Rettig (Freese kick), 3rd, 5:09, 4-47
CU Catanzaro 47 FG, 3rd, 0:39, 13-50
CU Ellington 35 run (Catanzaro kick), 4th, 11:24, 6-58
Attendance - 76,315 **Weather** - Sunny, 77°

Team Statistics	BOC	CU
First Downs	14	25
Rushing	35-126	41-180
Passing	14-22-1	22-37-0
Passing Yards	132	320
Total Offense	57-258	78-500
Yards/Play	4.5	6.4
Turnovers	2	0
Penalties	7-50	2-20
Punting	5-39.6	3-48.7
Third-Down Conversions	5-12	5-14
Sacks	2-22	3-15
Time of Possession	32:06	27:54

Rushing (Car-Yards-TD)
BOC Finch 19-81-1, Kimble 11-57, Rettig 5(-12)
CU Ellington 22-117-1, Boyd 6-37-1, Bellamy 4-24, Howard 2-13, McDowell 1-5, Humphries 1-4, TEAM 1(-1), Watkins 1(-2), Stoudt 2(-4), Peake 1(-13)

Passing (Cm-Att-Yards-I-TD)
BOC Rettig 13-20-129-1-1, Shinskie 1-2-3-0-0
CU Boyd 16-26-283-0-1, Stoudt 6-10-37-0-0, Ellington 0-1-0-0-0

Receiving (Rec-Yards-TD)
BOC Swigert 7-93-1, Larmond 3-32, Kimble 2-5, Elliott 1-3, Finch 1(-1)
CU Watkins 7-152, Allen 4-49, Hopkins 2-47, Ja. Brown 2-32-1, Ford 2-14, Humphries 2-13, Craig 1-8, Ellington 1-6, McDowell 1(-1)



- OVERVIEW
- COACHES
- UNIVERSITY
- TRADITIONS
- PLAYERS
- REVIEW
- OPPONENTS
- RECORDS

2011 GAME RECAPS

Game 7

Clemson	56
Maryland	45

October 15, 2011
Byrd Stadium • College Park, MD

Even though they trailed by 18 points with 11:56 remaining in the third quarter at Maryland, the #8-ranked Clemson Tigers never thought they were going to lose. And when freshman cornerback Bashaud Breland intercepted a pass by C.J. Brown and returned it 29 yards to the Maryland 15, they believed it even more.

Breland's first career interception set up a 13-yard touchdown pass from Tajh Boyd to Sammy Watkins to pull the Tigers within 11 points, and from that point on, Clemson outscored the Terrapins 39-10 in rallying to a 56-45 win.

But Clemson kept fighting after trailing 14-3, as Andre Ellington scored on a three-yard run and DeAndre Hopkins caught a six-yard touchdown from Boyd to keep Clemson within striking distance at 28-17. The Tigers kept believing, even when Maryland took the opening drive of the third quarter and scored a touchdown thanks to a 22-yard pass from Brown to tight end Matt Furstenburg.

The Tigers also stuck with their running game, as they rushed for 306 yards on 42 carries, with Ellington leading the way with 212 yards and two touchdowns, including a 44-yard touchdown run with 3:55 left to seal the win. Ellington was named ACC Offensive Back-of-the-Week for his efforts.

Watkins, who was named ACC Receiver-of-the-Week and ACC Rookie-of-the-Week, turned in a night to remember. He broke C.J. Spiller's school record for all-purpose yards in a game with 345 while also scoring three touchdowns, including an 89-yard kickoff return for a touchdown that gave Clemson a 49-45 lead after Maryland had reclaimed the lead midway through the fourth quarter.

Game 8

North Carolina	38
Clemson	59

October 22, 2011
Memorial Stadium • Clemson, SC

It was only fitting that on the day Clemson honored its 1981 National Championship team, the 2011 Clemson Tigers tied one of its records. The #8 Tigers tied a school record for points in a quarter with 35 in the third, while they also put on a 1981 workman-like effort by forcing six turnovers in a 59-38 win over North Carolina.

The 1981 team scored 35 points in the second quarter of its 82-24 victory over Wake Forest on Halloween of that year. The 2011 Tigers also joined the 1981 team as well as the 1948 and 2000 teams as the only squads to start a season with eight straight wins.

The Tigers were special in front of 79,000 fans and a national television audience. Clemson amassed 450 yards of offense, with 375 of those coming from quarterback Tajh Boyd, who tied a school-record with five touchdown passes while also tying another record with six touchdowns thanks to a one-yard rushing score.

Boyd, who passed for 367 yards, put the first touchdown of the third quarter up with a one-yard sneak. Following one of North Carolina's six turnovers, the Tigers scored their second touchdown of the quarter on a 12-yard Boyd-to-Brandon Ford pass.

The Tigers scored their fourth touchdown of the third quarter moments later on a nine-yard touchdown pass from Boyd to tight end Dwayne Allen. Less than two minutes later, defensive end Kourtnei Brown picked up a fumble that was caused by Rashard Hall and rumbled 26 yards for the record-tying points and a 59-24 lead with 14 seconds left to play in the third quarter.

Brown became the first defensive lineman since 1954 to score two touchdowns in one game. He had a 20-yard interception return in the second quarter that gave Clemson a 24-10 advantage.

Game 9

Clemson	17
Georgia Tech	31

October 29, 2011
Bobby Dodd Stadium • Atlanta, GA

Head Coach Dabo Swinney made no excuses following #6 Clemson's 31-17 loss to Georgia Tech in Atlanta.

Clemson's focus after the game was the missed opportunities it had during the course of the game, especially in the second half when it cut the Georgia Tech lead to 14 points at the start of the fourth quarter.

After entering the game with a +9 turnover margin on the season, Clemson lost the turnover battle 4-2, with two of those turnovers coming on promising drives in which the Tigers were in Georgia Tech territory.

Trailing 24-3 at halftime, the Tigers appeared poised for another comeback when Boyd connected with Sammy Watkins for a 48-yard touchdown on the opening possession of the third quarter. However, Georgia Tech quickly answered when Tevin Washington took a quarterback draw 56 yards on third-and-six, setting up an 11-yard touchdown scamper by David Sims for a 31-10 Yellow Jacket lead.

The Yellow Jackets rushed for 383 yards on 67 carries, as Washington led the way with 176 yards.

Even with that, Clemson narrowed the Yellow Jackets' margin to 14 points again on the first play of the fourth quarter when Brandon Thomas recovered a Boyd fumble in the endzone. That completed a 97-yard drive after Washington fumbled at the Clemson one yard line.

The Tigers amassed 226 yards of total offense alone in the third quarter, largely due to Boyd, who completed 9-12 passes for 179 yards.

The Tigers had two more chances to draw closer after the Thomas touchdown, but a promising drive bogged down at the Georgia Tech 47.

Later in the fourth quarter, after Hall returned an interception to the Georgia Tech nine yard line, the Tigers committed a costly turnover. Boyd and Watkins, who had a game-high nine receptions for 153 yards, failed to communicate on a fade in the endzone and Jemea Thomas intercepted the pass to thwart a Tiger scoring opportunity.

GAME STATS

Clemson	10	7	18	21	56
Maryland	14	14	10	7	45

- CU Catanzaro 18 FG, 1st, 8:25, 14-95
 - UMD Meggett 9 run (Ferrara kick), 1st, 4:58, 2-9
 - UMD Chism 46 interception return (Ferrara kick), 1st, 2:23
 - CU Ellington 3 run (Catanzaro kick), 1st, 1:00, 4-30
 - UMD Meggett 7 pass from Brown (Ferrara kick), 2nd, 13:54, 7-70
 - UMD Brown 21 run (Ferrara kick), 2nd, 8:38, 7-60
 - CU Hopkins 6 pass from Boyd (Catanzaro kick), 2nd, 5:28, 10-73
 - UMD Furstenburg 22 pass from Brown (Ferrara kick), 3rd, 13:06, 8-78
 - CU Watkins 13 pass from Boyd (Catanzaro kick), 3rd, 10:46, 3-15
 - UMD Ferrara 27 FG, 3rd, 7:27, 10-80
 - CU Catanzaro 23 FG, 3rd, 6:15, 5-56
 - CU Watkins 15 pass from Boyd (Allen pass from Boyd), 3rd, 3:25, 3-70
 - CU Ja. Brown 12 pass from Boyd (Catanzaro kick), 4th, 11:26, 12-80
 - UMD Furstenburg 32 pass from Brown (Ferrara kick), 4th, 7:35, 13-66
 - CU Watkins 89 kickoff return (Catanzaro kick), 4th, 7:24
 - CU Ellington 44 run (Catanzaro kick), 4th, 3:55, 4-59
- Attendance** - 47,961 **Weather** - Clear, 67°

Team Statistics	CU	UMD
First Downs	28	25
Rushing	42-306	48-291
Passing	26-38-1	17-35-1
Passing Yards	270	177
Total Offense	80-576	83-468
Yards/Play	7.2	5.6
Turnovers	2	1
Penalties	4-40	4-40
Punting	4-43.3	5-37.8
Third-Down Conversions	8-15	9-18
Sacks	4-24	1-9
Time of Possession	31:12	28:48

Rushing (Car-Yards-TD)
 CU Ellington 24-212-2, Boyd 11-37, Watkins 1-33, Bellamy 4-12, Howard 2-12
 UMD Brown 22-162-1, Meggett 16-69-1, Pickett 5-31, McCree 2-24, Tyler 1-5, Boykins 1-1, TEAM 1-(-1)

Passing (Cm-Att-Yards-I-TD)
 CU Boyd 26-38-270-1-4
 UMD Brown 17-35-177-1-3

Receiving (Rec-Yards-TD)
 CU Watkins 8-105-2, Allen 5-41, Ja. Brown 4-35-1, Hopkins 4-22-1, Humphries 2-20, Cooper 1-18, Bryant 1-16, Peake 1-13
 UMD Furstenburg 5-104-2, Boykins 4-30, Leak 2-10, Pickett 1-11, Dorsey 1-9, Meggett 1-7-1, Tyler 1-6, McCree 1-2, Logan 1-(-2)

GAME STATS

North Carolina	7	10	7	14	38
Clemson	10	14	35	0	59

- CU Catanzaro 39 FG, 1st, 10:14, 10-15
 - UNC Boyd 33 pass from Renner (Moore kick), 1st, 7:17, 2-63
 - CU Hopkins 25 pass from Boyd (Catanzaro kick), 1st, 1:12, 5-48
 - UNC Moore 32 FG, 2nd, 10:18, 10-51
 - CU Bryant 29 pass from Boyd (Catanzaro kick), 2nd, 7:46, 8-80
 - CU Ko. Brown 20 interception return (Catanzaro kick), 2nd, 4:45
 - UNC Boyd 58 pass from Renner (Moore kick), 2nd, 3:27, 3-73
 - CU Boyd 1 run (Catanzaro kick), 3rd, 10:02, 5-66
 - CU Ford 12 pass from Boyd (Catanzaro kick), 3rd, 9:47, 2-12
 - UNC Thorpe 100 kickoff return (Moore kick), 3rd, 9:35
 - CU Watkins 42 pass from Boyd (Catanzaro kick), 3rd, 7:11, 6-45
 - CU Allen 9 pass from Boyd (Catanzaro kick), 3rd, 1:42, 11-79
 - CU Ko. Brown 26 fumble return (Catanzaro kick), 3rd, 0:14
 - UNC Houston 2 run (Moore kick), 4th, 7:38, 2-11
 - UNC Houston 12 run (Moore kick), 4th, 2:19, 7-89
- Attendance** - 80,519 **Weather** - Sunny, 62°

Team Statistics	UNC	CU
First Downs	19	26
Rushing	28-102	36-77
Passing	20-35-3	28-48-0
Passing Yards	316	373
Total Offense	63-418	84-450
Yards/Play	6.6	5.4
Turnovers	6	1
Penalties	9-62	3-32
Punting	5-40.2	6-40.2
Third-Down Conversions	2-12	8-18
Sacks	3-24	1-14
Time of Possession	29:08	30:52

Rushing (Car-Yards-TD)
 UNC Houston 12-63-2, Bernard 11-44, Boyd 1-1, TEAM 1-(-1), Renner 3-(-5)
 CU Howard 7-25, Bellamy 6-20, McDowell 3-17, Boyd 11-8-1, Ellington 7-5, Humphries 1-3, Watkins 1-(-1)

Passing (Cm-Att-Yards-I-TD)
 UNC Renner 19-33-264-3-2, Hanson 1-2-52-0-0
 CU Boyd 27-46-367-0-5, Stoudt 1-2-6-0-0

Receiving (Rec-Yards-TD)
 UNC Highsmith 7-62, Boyd 3-95-2, Ebron 3-32, Wilkins 2-31, Bernard 2-28, D. Jones 2-16, Thorpe 1-52
 CU Hopkins 9-157-1, Watkins 8-91-1, Allen 6-51-1, Bryant 2-54-1, Ford 1-12-1, M. Jones 1-6, Ellington 1-2

GAME STATS

Clemson	3	0	7	7	17
Georgia Tech	7	17	7	0	31

- CU Catanzaro 34 FG, 1st, 8:45, 12-67
 - GAT O. Smith 1 run (Ju. Moore kick), 1st, 2:59, 6-19
 - GAT Ju. Moore 23 FG, 2nd, 12:01, 8-71
 - GAT O. Smith 3 run (Ju. Moore kick), 2nd, 5:44, 10-80
 - GAT Washington 3 run (Ju. Moore kick), 2nd, 0:37, 9-78
 - CU Watkins 48 pass from Boyd (Catanzaro kick), 3rd, 13:34, 4-70
 - GAT Sims 11 run (Ju. Moore kick), 3rd, 11:30, 5-77
 - CU B. Thomas 0 run (Catanzaro kick), 4th, 14:47, 10-97
- Attendance** - 55,646 **Weather** - Clear, 50°

Team Statistics	CU	GAT
First Downs	18	22
Rushing	24-95	67-383
Passing	24-41-2	4-9-1
Passing Yards	304	60
Total Offense	65-399	76-443
Yards/Play	6.1	5.8
Turnovers	4	2
Penalties	5-30	4-23
Punting	3-38.3	3-44.0
Third-Down Conversions	5-13	7-14
Sacks	1-1	2-19
Time of Possession	21:00	39:00

Rushing (Car-Yards-TD)
 CU Bellamy 8-67, Howard 7-22, Watkins 1-7, Boyd 8-(-1), B. Thomas 0-0-1
 GAT Washington 27-176-1, Sims 15-68-1, Jones 4-52, Lyons 9-42, O. Smith 7-37-2, Peoples 2-16, S. Hill 1-(-2), TEAM 2-(-6)

Passing (Cm-Att-Yards-I-TD)
 CU Boyd 23-40-295-2-1, Watkins 1-1-9-0-0
 GAT Washington 4-9-60-1-0

Receiving (Rec-Yards-TD)
 CU Watkins 9-153-1, Hopkins 7-83, Allen 5-38, Ja. Brown 2-26, Howard 1-4
 GAT S. Hill 2-47, Melton 2-13



- OVERVIEW
- COACHES
- UNIVERSITY
- TRADITIONS
- PLAYERS
- REVIEW
- OPPONENTS
- RECORDS

2011 GAME RECAPS

Game 10	Wake Forest	28
	Clemson	31
	November 12, 2011 Memorial Stadium • Clemson, SC	

Chandler Catanzaro booted a 43-yard field goal as time expired to complete one of the best comebacks in Clemson history. It also clinched the ACC Atlantic Division Championship at the same time.

Catanzaro's game-winner lifted #9 Clemson to a 31-28 victory over Wake Forest, who led by 14 points following Brandon Pendergrass' 33-yard touchdown run with 5:32 left in the third quarter. It was the third time this season the Tigers rallied from 14 or more points to earn a win. Clemson had overcome a 14-point deficit to win just nine times in 115 previous seasons.

The Tigers were definitely that. Thanks to a 50-yard punt return for a score by Mike Campanaro and two turnovers that led to Pendergrass scores, Wake Forest built a 28-14 lead in the third quarter.

Tajh Boyd led the comeback by answering Pendergrass' second third-quarter score with a seven-yard touchdown pass to Brandon Ford, who had three receptions for 51 yards. That touchdown capped a 10-play, 68-yard drive that saw Boyd connect on 5-5 passes for 58 yards thanks in large part to the blocking of center Dalton Freeman, who was named ACC Offensive Lineman-of-the-Week.

It was a nice bounce-back for Boyd, whose interception on the previous drive set up Pendergrass' 33-yard score. Boyd finished the game 27-43 passing for 343 yards and two touchdowns.

Clemson's clutch plays consisted of a third-down pass to DeAndre Hopkins, then an eight-yard pass to Jaron Brown and a 20-yard pass to Ford, which set the Tigers up at the Wake Forest 12. Two plays later, Boyd connected with Brown for 10 yards over the middle for the equalizing score with 5:27 left in the game.

Clemson did all of this after Sammy Watkins, who became just the fourth Tiger to eclipse 1,000 receiving yards in a season, left the game with a shoulder injury in the third quarter.

With the score tied, it became the defense's turn to step up. After a third quarter in which it allowed Pendergrass to reach 100 yards in the game after his two touchdown runs, it held the Demon Deacons to only five yards of offense on their last two drives.

Game 11	Clemson	13
	N.C. State	37
	November 19, 2011 Carter-Finley Stadium • Raleigh, NC	

N.C. State scored 27 points in the second quarter and never looked back in beating #7 Clemson 37-13 at Carter-Finley Stadium in Raleigh, NC on November 19. The win ended Clemson's seven-game winning streak in the series, which dated to 2004.

Clemson was led by Tajh Boyd's 238 passing yards and two Chandler Catanzaro field goals of 24 and 32 yards. DeAndre Hopkins added five receptions for a game-high 124 yards for the Tigers, who mustered only 337 total yards in the contest.

Mike Bellamy's two-yard touchdown run with 1:22 left to play capped the game's scoring. His score was set up by a 50-yard pass from Cole Stoudt to Brandon Ford on fourth-and-18.

Mike Glennon had 253 passing yards and threw three touchdowns to lead N.C. State, who did not commit a turnover. N.C. State was aided in the second quarter by Tiger mistakes. Clemson turned the ball over four times and was penalized five times for 42 yards.

Following the Wolfpack's first touchdown, a Boyd fumble and Wolfpack return to the Clemson six set up a seven-yard touchdown pass from Glennon to Jay Smith to give N.C. State a 14-3 lead in the second quarter. On the next possession, Bellamy fumbled at his own 18, which led to a 21-yard field goal by Niklas Sade.

After the Wolfpack forced a three-and-out, T.J. Graham returned a punt 34 yards to the Clemson 11. Two plays later, Tony Creecy scampered four yards off the right side to give the Wolfpack a 24-3 lead with 4:58 remaining in the second quarter.

N.C. State opened up the second half with a third Sade field goal. On its next drive, Glennon connected with Tobais Palmer for a 43-yard touchdown. Palmer broke several tackles after hauling in the screen pass to give the Wolfpack a 31-point point lead.

Clemson had scored first on a 21-yard field goal from Catanzaro in the first quarter. However, N.C. State reeled off 30 consecutive points before Catanzaro's second field goal, this time from 32 yards, ended the streak in the third quarter.

Game 12	Clemson	13
	South Carolina	34
	November 26, 2011 Williams-Brice Stadium • Columbia, SC	

Andre Ellington rushed for 66 yards and Tajh Boyd completed a nine-yard touchdown pass to Dwayne Allen, but it was not enough, as #13 South Carolina topped #17 Clemson 34-13 at Williams-Brice Stadium in Columbia.

The Gamecocks, who reached the 10-win mark for just the second time in school history, were led by quarterback Connor Shaw. The sophomore rushed for 107 yards and threw three touchdown passes, as South Carolina beat the Tigers for the third time in a row.

Shaw threw touchdown passes of 49, two, and 18 yards to Bruce Ellington, Rory Anderson, and Alshon Jeffery, respectively. He also finished 14-20 passing for 210 yards and no interceptions.

Trailing 10-0 in the second quarter, the Tigers charged back when Boyd capped a 12-play, 61-yard drive with his nine-yard touchdown pass to Allen with 11:32 left in the second quarter.

Clemson then tied the score after South Carolina failed to pick up a first down on its next possession. Gamecock punter Joey Scribner-Howard dropped the snap and Drew Traylor blocked the punt. Several plays later, Chandler Catanzaro kicked a 32-yard field goal to tie the score (10-10).

Shaw answered the Clemson rally with a nine-play, 60-yard drive. He capped it with a 15-yard touchdown run to give the Gamecocks a 17-10 lead with 1:55 remaining in the second quarter.

The Gamecocks started the second half like the first. They shut down the Clemson offense on its first possession, then Shaw led a five-play, 66-yard drive, capped by a two-yard touchdown pass to Anderson. That gave South Carolina a 24-10 lead with 9:52 left in the third quarter.

Catanzaro added a 40-yard field goal early in the fourth quarter, but the Gamecocks kicked another field goal and Shaw threw his third touchdown pass of the game following a Clemson turnover to put the game away.

South Carolina sacked Boyd five times and held the Tigers to 153 yards. Boyd finished with only 83 yards on 11-29 passing.

The Gamecocks finished with 420 total yards, including 210 yards on 53 carries.

GAME STATS

Wake Forest	7	0	21	0	28
Clemson	7	7	7	10	31

- CU Ellington 4 run (Catanzaro kick), 1st, 5:33, 10-80
- WFU C. Ford 3 pass from Price (Newman kick), 1st, 0:53, 12-73
- CU Ellington 1 run (Catanzaro kick), 2nd, 5:46, 13-80
- WFU Campanaro 50 punt return (Newman kick), 3rd, 9:43
- WFU Pendergrass 19 run (Newman kick), 3rd, 8:06, 2-25
- WFU Pendergrass 33 run (Newman kick), 3rd, 5:32, 4-44
- CU Ford 7 pass from Boyd (Catanzaro kick), 3rd, 1:23, 10-68
- CU Ja. Brown 10 pass from Boyd (Catanzaro kick), 4th, 5:27, 10-80
- CU Catanzaro 43 FG, 4th, 0:00, 5-41

Attendance - 78,375 Weather - Sunny, 65°

Team Statistics	WFU	CU
First Downs	22	27
Rushing	35-145	42-179
Passing	24-37-0	27-44-2
Passing Yards	172	343
Total Offense	72-317	86-522
Yards/Play	4.4	6.1
Turnovers	0	3
Penalties	1-10	6-58
Punting	5-43.8	3-38.7
Third-Down Conversions	8-16	9-16
Sacks	0-0	1-13
Time of Possession	30:11	29:49

Rushing (Car-Yards-TD)

- WFU Pendergrass 20-134-2, Reynolds 2-10, Givens 1-5, Bohanon 1-1, TEAM 1(-1), Price 10(-4)
- CU Ellington 25-98-2, Watkins 2-32, Boyd 11-27, Howard 3-14, Bellamy 1-8

Passing (Cm-Att-Yards-I-TD)

- WFU Price 24-37-172-0-1
- CU Boyd 27-43-343-2-2, TEAM 0-1-0-0-0

Receiving (Rec-Yards-TD)

- WFU Campanaro 9-72, Givens 4-31, Pendergrass 3-9, C. Ford 2-21-1, Demby 2-17, Reynolds 2-9, Davis 1-10, Parker 1-3
- CU Ja. Brown 6-78-1, Watkins 5-62, Allen 4-48, Ford 3-51-1, Ellington 3-42, Hopkins 3-38, Humphries 3-24

GAME STATS

Clemson	3	0	3	7	13
N.C. State	0	27	10	0	37

- CU Catanzaro 24 FG, 1st, 6:50, 8-32
- NCS Bryan 11 pass from Glennon (Sade kick), 2nd, 11:35, 7-61
- NCS J. Smith 7 pass from Glennon (Sade kick), 2nd, 10:33, 2-6
- NCS Sade 21 FG, 2nd, 7:26, 5-14
- NCS Creecy 4 run (Sade kick), 2nd, 4:58, 2-11
- NCS Sade 32 FG, 2nd, 0:05, 8-65
- NCS Sade 21 FG, 3rd, 10:18, 9-55
- CU Catanzaro 32 FG, 3rd, 8:44, 7-54
- NCS Palmer 43 pass from Glennon (Sade kick), 3rd, 5:41, 6-85
- CU Bellamy 2 run (Catanzaro kick), 4th, 1:22, 8-68

Attendance - 57,583 Weather - Partly cloudy, 58°

Team Statistics	CU	NCS
First Downs	18	22
Rushing	28-34	45-145
Passing	25-41-2	19-29-0
Passing Yards	303	253
Total Offense	69-337	74-398
Yards/Play	4.9	5.4
Turnovers	4	0
Penalties	5-42	2-30
Punting	7-45.7	8-37.5
Third-Down Conversions	2-14	5-15
Sacks	2-12	6-38
Time of Possession	23:31	36:29

Rushing (Car-Yards-TD)

- CU Ellington 9-28, Howard 1-13, Bellamy 7-11-1, Stoudt 1(-)-8, Boyd 10(-)10
- NCS Washington 22-86, Creecy 15-65-1, C. Underwood 3-9, TEAM 2(-)4, Glennon 3(-)11

Passing (Cm-Att-Yards-I-TD)

- CU Boyd 21-34-238-2-0, Stoudt 4-7-65-0-0
- NCS Glennon 19-29-253-0-3

Receiving (Rec-Yards-TD)

- CU Hopkins 5-124, Ford 5-77, Humphries 4-48, Allen 3-18, Ellington 3-12, Craig 2-10, Ja. Brown 1-16, Bellamy 1-0, Howard 1(-)2
- NCS Graham 4-54, Washington 4-44, Palmer 3-82-1, Bryan 3-35-1, Creecy 2-16, Payton 1-17, J. Smith 1-7-1, B. Underwood 1(-)2

GAME STATS

Clemson	0	10	0	3	13
South Carolina	10	7	7	10	34

- USC Wooten 47 FG, 1st, 10:23, 10-48
- USC Ellington 49 pass from C. Shaw (Wooten kick), 1st, 6:36, 7-75
- CU Allen 9 pass from Boyd (Catanzaro kick), 2nd, 11:32, 12-61
- CU Catanzaro 32 FG, 2nd, 6:14, 5-11
- USC C. Shaw 15 run (Wooten kick), 2nd, 1:55, 9-60
- USC Anderson 2 pass from C. Shaw (Wooten kick), 3rd, 9:52, 5-66
- CU Catanzaro 40 FG, 4th, 13:48, 8-13
- USC Wooten 37 FG, 4th, 6:26, 14-50
- CU A. Jeffery 18 pass from C. Shaw (Wooten kick), 4th, 5:20, 2-19

Attendance - 83,422 Weather - Cloudy, 64°

Team Statistics	CU	USC
First Downs	12	19
Rushing	30-70	53-210
Passing	11-30-1	14-20-0
Passing Yards	83	210
Total Offense	60-153	73-420
Yards/Play	2.6	5.8
Turnovers	1	0
Penalties	5-25	3-41
Punting	6-37.8	4-25.8
Third-Down Conversions	6-17	8-18
Sacks	2-16	5-34
Time of Possession	22:43	37:17

Rushing (Car-Yards-TD)

- CU Ellington 13-66, Bellamy 3-19, Watkins 2-9, Howard 1(-)1, Boyd 11(-)23
- USC C. Shaw 19-107-1, Miles 21-71, Wilds 7-24, Byrd 3-19, TEAM 3(-)11

Passing (Cm-Att-Yards-I-TD)

- CU Boyd 11-29-83-1-1, Hopkins 0-1-0-0-0
- USC C. Shaw 14-20-210-0-3

Receiving (Rec-Yards-TD)

- CU Watkins 4-39, Hopkins 3-24, Ellington 2-5, Allen 1-9-1, Ja. Brown 1-6
- USC Ellington 3-71-1, Miles 3-26, Anderson 2-57-1, A. Jeffery 2-29-1, Cunningham 1-16, A. Sanders 1-7, D.L. Moore 1-4, Wilds 1-0

2011 ACC CHAMPIONSHIP GAME

Game 13

Virginia Tech 10
Clemson 38

December 3, 2011 • ACC Championship Game
Bank of America Stadium • Charlotte, NC

Two weeks of frustration were cured in just over one quarter at Bank of America Stadium as #21 Clemson scored 28 points in the first 17 minutes of the second half to defeat #3 Virginia Tech by a score of 38-10 to win its first ACC Championship since 1991.

"We're a championship program and tonight we added to a great tradition," said Head Coach Dabo Swinney. "I think this was our 18th (conference title) overall and 14th ACC Championship.

"It's our first time to win 10 games in 21 years. It's our first time to win an ACC Championship in 20 years and our first time to go to the Orange Bowl in 30 years. It's great to be a Tiger and we're 10-3. We're excited about representing the ACC in the Orange Bowl."

With the game tied 10-10 at halftime, Clemson forced the Hokies to a three-and-out on their first possession of

the third quarter and then used a 10-play, 87-yard drive to regain the lead for good. Tajh Boyd, who was named game MVP, threw his second of three touchdown passes with an eight-yard pass to tight end Dwayne Allen to cap the drive.

Allen and Boyd hooked up for a 24-yard touchdown in the first quarter as well. Boyd finished the game 20-29 passing for 240 yards and three touchdowns against no interceptions. In the process, he set Clemson single-season records for total yards and passing yards.

It was a nice comeback for Boyd, who had struggled in the previous two games.

"Somewhere you've got to dig deep inside yourself and work through things," admitted Boyd. "I feel like that's one of the things that happened, and it happened for a reason, to let you know that all you can really do is believe in yourself and your family, which is my teammates. I'm just proud to be here."

Boyd was even more proud on the Tigers' next possession, as he connected with Sammy Watkins in stride for a 53-yard touchdown pass that gave Clemson a 24-10 advantage.

After another three-and-out forced by the Clemson defense, which held ACC Player-of-the-Year David Wil-

TAJH BOYD QUARTERBACKED CLEMSON TO 28 SECOND-HALF POINTS IN THE TIGERS' 38-10 VICTORY OVER #3 VIRGINIA TECH IN THE ACC CHAMPIONSHIP GAME.



GAME STATS

Virginia Tech	7	3	0	0	10
Clemson	7	3	21	7	38

CU	Allen 24 pass from Boyd (Catanzaro kick), 1st, 11:17, 3-24
VAT	Coles 45 pass from Thomas (Journell kick), 1st, 0:44, 5-77
CU	Catanzaro 20 FG, 2nd, 7:54, 11-71
VAT	Journell 42 FG, 2nd, 0:01, 11-59
CU	Allen 8 pass from Boyd (Catanzaro kick), 3rd, 10:45, 10-87
CU	Watkins 53 pass from Boyd (Catanzaro kick), 3rd, 8:02, 1-53
CU	Ellington 29 run (Catanzaro kick), 3rd, 6:21, 3-41
CU	Boyd 1 run (Catanzaro kick), 4th, 13:04, 9-69

Attendance - 73,675 Weather - Partly cloudy, 43°

Team Statistics	VAT	CU
First Downs	19	25
Rushing	29-56	45-217
Passing	22-44-2	20-30-0
Passing Yards	274	240
Total Offense	73-330	75-457
Yards/Play	4.5	6.1
Turnovers	3	0
Penalties	9-91	5-35
Punting	6-46.2	5-41.6
Third-Down Conversions	7-16	6-14
Sacks	1-6	2-22
Time of Possession	29:50	30:10

Rushing (Car-Yards-TD)

VAT	D. Wilson 11-32, Oglesby 6-22, Thomas 12-2
CU	Ellington 20-125-1, Watkins 5-55, Boyd 11-28-1, Howard 3-11, Stoudt 1-1, McDowell 3-0, TEAM 2-(-3)

Passing (Cm-Att-Yards-I-TD)

VAT	Thomas 22-44-274-2-1
CU	Boyd 20-29-240-0-3, Hopkins 0-1-0-0-0

Receiving (Rec-Yards-TD)

VAT	Coles 7-116-1, M. Davis 4-50, Boykin 3-58, D. Wilson 3-14, Drager 2-23, Coale 2-11, Oglesby 1-2
CU	Hopkins 7-92, Watkins 5-80-1, Allen 2-32-2, Ellington 2-(-5), Ja. Brown 1-17, Peake 1-17, Ford 1-5, Bryant 1-2

Punt Returns (PR-Yards)

CU	Hopkins 1-3
----	-------------

Kickoff Returns (KOR-Yards)

VAT	Gregory 6-135
CU	Watkins 1-22, Ja. Brown 1-17

Interception Returns (INT-Yards)

CU	Breeland 1-64, Meeks 1-41
----	---------------------------

Tackle Leaders

CU	Hall 8, Wright 7, Branch 6, Meeks 6, Brewer 5, M. Jenkins 5
----	---

Sacks

CU	St. Anthony 1-11, Moore 1-11
----	------------------------------

Tackles For Loss

CU	St. Anthony 2-12, Moore 1-11, Thompson 1-3, Williams 1-3, Brewer 1-1, Hall 1-1
----	--

son to only 32 yards on 11 carries in the game, the Tigers scored again, this time on a 29-yard touchdown run by Andre Ellington. The Clemson running back finished with 125 yards on 20 carries.

Clemson finished the game with 217 rushing yards, while the Hokies were limited to 56 yards on the ground.

"I'm proud of Andre Ellington," stated Swinney. "He was big-time player tonight on a big stage. He was one of the big keys in the game for us, because we were able to run the football."

Boyd added his fourth touchdown of the contest to cap the night's scoring with a one-yard plunge with 13:04 left in the game. From that point on, the celebration was on.

"Ladies and gentlemen, I would like to announce that I will be taking my Clemson talents to South Beach, baby," laughed Swinney in the press conference after the game. "I have wanted to say that. We're excited. It's a great time. We are excited about going to Miami.

"We played like a champion."



OVERVIEW
COACHES
UNIVERSITY
TRADITIONS
PLAYERS
REVIEW
OPPONENTS
RECORDS

2012 ORANGE BOWL

Game 14

West Virginia 70
Clemson 33

January 4, 2012 • Orange Bowl
Sun Life Stadium • Miami Gardens, FL

Geno Smith passed for 407 yards and six touchdowns as #22 West Virginia trounced #14 Clemson 70-33 in the Discover Orange Bowl at Miami Gardens, FL on January 4, 2012.

The play-of-the-game came in the second quarter with Clemson poised to regain the lead when Doug Rigg stripped the ball out of Andre Ellington's hands as he started to fall at the Mountaineers' one-yard line. Darwin Cook recovered the ball and raced 99 yards for a game-changing touchdown. It was the longest defensive touchdown in Orange Bowl history, which highlighted a 35-point second quarter for the Mountaineers.

The Tigers never recovered after Cook's touchdown. Although the Tigers moved within 28-20, West Virginia went on a six-play, 64-yard drive that was capped by Smith's seven-yard touchdown run that gave the Mountaineers a 35-20 lead with 2:29 left in the first half.

Trying to get some kind of momentum, Tajh Boyd, who threw for 250 yards, forced a pass on Clemson's next possession that was intercepted by Pat Miller. Three plays later, Smith connected with Tavon Austin for a three-yard touchdown pass and a 42-20 lead with 1:13 left in the first half.

On Clemson's next offensive play, Boyd scrambled for eight yards, but Bruce Irvin stripped him of the ball before he went down and the Mountaineers recovered at the Tiger 18.

For the third time, West Virginia took advantage of a Clemson miscue, as Shawne Alston recorded his second touchdown of the half when he rushed one yard for a touchdown with four seconds left. The Mountaineers led 49-20 at halftime.

The onslaught continued in the second half, as the Mountaineers scored on their first two possessions. Smith completed touchdown passes of six yards and 37 yards to Stedman Bailey and Austin, respectively, to build their lead to 63-20.



DeANDRE HOPKINS SET A TIGER BOWL RECORD WITH 10 RECEPTIONS IN THE ORANGE BOWL.

West Virginia's 35 unanswered points came to an end late in the third quarter when Boyd hit DeAndre Hopkins, who had a team-high 10 catches for 107 yards, on a 28-yard touchdown pass.

Clemson started the night with a bang when Ellington, who rushed for 116 yards on only 10 carries, sprinted 68 yards for the game's first score. After West Virginia tied the score with a four-yard touchdown run by Alston, the Tigers answered with Boyd's 27-yard touchdown pass to Watkins.

Austin tied the score 14-14 on West Virginia's next possession when he hauled in an eight-yard pass from Smith, who set an Orange Bowl and BCS bowl game record with six touchdown passes. The Miami-area native also set an Orange Bowl record with 407 passing yards on 32-43 passing and was named game MVP.

Clemson provided the final score of the night on a four-yard touchdown run by Roderick McDowell late in the fourth quarter.

GAME STATS

West Virginia	14	35	14	7	70
Clemson	17	3	6	7	33

CU Ellington 68 run (Catanzaro kick), 1st, 9:33, 6-96
WVU Alston 4 run (Bitancourt kick), 1st, 6:54, 8-72
CU Watkins 27 pass from Boyd (Catanzaro kick), 1st, 4:38, 9-62
WVU Austin 8 pass from G. Smith (Bitancourt kick), 1st, 2:49, 6-57
CU Catanzaro 42 FG, 1st, 0:45, 6-40
WVU Austin 27 pass from G. Smith (Bitancourt kick), 2nd, 13:25, 9-80
WVU Cook 99 fumble return (Bitancourt kick), 2nd, 10:28
CU Catanzaro 43 FG, 2nd, 4:49, 8-56
WVU G. Smith 7 run (Bitancourt kick), 2nd, 2:29, 6-64
WVU Austin 3 pass from G. Smith (Bitancourt kick), 2nd, 1:13, 3-32
WVU Alston 1 run (Bitancourt kick), 2nd, 0:04, 5-18
WVU Bailey 6 pass from G. Smith (Bitancourt kick), 3rd, 12:35, 7-73
WVU Austin 37 pass from G. Smith (Bitancourt kick), 3rd, 9:18, 5-74
CU Hopkins 28 pass from Boyd (Boyd pass failed), 3rd, 1:37, 5-41
WVU Milhouse 7 pass from G. Smith (Bitancourt kick), 4th, 6:21, 12-66
CU McDowell 4 run (Catanzaro kick), 4th, 1:01, 6-39
Attendance - 67,563 Weather - Partly cloudy, 57°

Team Statistics	WVU	CU
First Downs	31	24
Rushing	43-182	27-193
Passing	32-46-1	24-47-2
Passing Yards	407	250
Total Offense	89-589	74-443
Yards/Play	6.6	6.0
Turnovers	1	4
Penalties	4-04	6-65
Punting	5-35.0	6-39.7
Third-Down Conversions	10-16	3-13
Sacks	3-14	0-0
Time of Possession	36:55	23:05

Rushing (Car-Yards-TD)

WVU Alston 20-77-2, Buie 13-45, Austin 3-40, G. Smith 5-26-1, TEAM 2-(6)
CU Ellington 10-116-1, McDowell 4-34-1, Boyd 10-32, Stoudt 1-5, Howard 1-4, Watkins 1-2

Passing (Cm-Att-Yards-I-TD)

WVU G. Smith 32-43-407-0-6, Millard 0-3-0-1-0
CU Boyd 24-46-250-2-2, Stoudt 0-1-0-0-0

Receiving (Rec-Yards-TD)

WVU Austin 12-123-4, Bailey 5-82-1, De. Brown 5-71, Buie 4-32, Milhouse 3-71-1, McCartney 2-13, Woods 1-15
CU Hopkins 10-107-1, Watkins 5-66-1, Ja. Brown 2-24, Allen 2-21, Bryant 2-20, Humphries 2-12, Ford 1-0

2011 GAME-BY-GAME STARTERS

Position	TRO	WOF	AUB	FSU	VAT	BOC	UMD	UNC	GAT	WFU	NCS	USC	AVAT	WVU
LT	Price	Price	Price	Price	Price	Price	Price	Price	Price	Price	B. Thomas	Price	Price	Price
LG	Dav. Smith	Dav. Smith	Cloy	B. Thomas	B. Thomas	B. Thomas	B. Thomas	B. Thomas	B. Thomas	B. Thomas	Dav. Smith	Dav. Smith	B. Thomas	B. Thomas
C	Freeman	Freeman	Freeman	Freeman	Freeman	Freeman	Freeman	Freeman	Freeman	Freeman	Freeman	Freeman	Freeman	Freeman
RG	McClain	McClain	McClain	McClain	McClain	McClain	McClain	McClain	McClain	McClain	McClain	McClain	McClain	McClain
RT	Walker	Walker	Walker	Walker	Walker	Walker	Walker	Walker	Walker	Walker	Walker	Walker	Walker	Walker
TE	Allen	Allen	Allen	Allen	Allen	Allen	Allen	Allen	Allen	Allen	Allen	Allen	Allen	Allen
WR	Hopkins	B. McNeal	Hopkins	Hopkins	Bryant	Hopkins	Bryant	Hopkins	Hopkins	Hopkins	Hopkins	Hopkins	Hopkins	Hopkins
QB	Boyd	Boyd	Boyd	Boyd	Boyd	Boyd	Boyd	Boyd	Boyd	Boyd	Boyd	Boyd	Boyd	Boyd
RB	Ellington	Ellington	Ellington	Ellington	Ellington	Ellington	Ellington	Ellington	Howard	Ellington	Ellington	Ellington	Ellington	Ellington
FB/NR/TE/RB	Humphries	Diehl	Watkins	Watkins	Watkins	Watkins	Watkins	Diehl	Watkins	Ford	Humphries	Watkins	Howard	Watkins
WR	Ja. Brown	Ja. Brown	Ja. Brown	Ja. Brown	Ja. Brown	Ja. Brown	Ja. Brown	Watkins	Ja. Brown	Watkins	Ja. Brown	Ja. Brown	Ja. Brown	Ja. Brown
DE	Goodman	Goodman	Goodman	Goodman	Goodman	Goodman	Goodman	Goodman	Goodman	Goodman	Goodman	Goodman	Goodman	Goodman
NG	Thompson	Thompson	Thompson	Thompson	Thompson	Thompson	Thompson	Thompson	Thompson	Shatley	Thompson	Thompson	Thompson	Thompson
DT	Moore	Moore	Moore	Moore	Shatley	Moore	Moore	Moore	Moore	Williams	Moore	Moore	Moore	Moore
BE	Branch	Branch	Branch	Branch	Branch	Branch	Branch	Branch	Branch	Branch	Branch	Branch	Branch	Branch
SLB/CB/S	Christian	Christian	Christian	Christian	Robinson	Robinson	Robinson	Christian	Christian	Christian	M. Jenkins	M. Jenkins	Meeks	Meeks
MLB	Wright	Wright	Wright	Wright	Wright	Wright	Wright	Wright	Wright	Wright	St. Anthony	St. Anthony	St. Anthony	Wright
WLB/CB	Breeland	Willard	Robinson	Willard	Willard	Willard	Willard	Willard	Willard	Willard	Willard	Willard	Willard	M. Jenkins
CB	Sensabaugh	Sensabaugh	Sensabaugh	Sensabaugh	Sensabaugh	Sensabaugh	Sensabaugh	Sensabaugh	Breeland	Sensabaugh	Sensabaugh	Sensabaugh	Sensabaugh	Sensabaugh
SS	Meeks	Meeks	Meeks	Meeks	Meeks	Meeks	Meeks	Meeks	Sensabaugh	Brewer	Brewer	Brewer	Brewer	Brewer
FS	Hall	R. Smith	Hall	Hall	Hall	Hall	Hall	Hall	Brewer	Hall	Hall	Hall	Hall	Hall
CB	Brewer	Robinson	Brewer	Brewer	Brewer	Brewer	Brewer	Brewer	Robinson	Breeland	Breeland	Breeland	Breeland	Breeland
PK	Catanzaro	Catanzaro	Catanzaro	Catanzaro	Catanzaro	Catanzaro	Catanzaro	Catanzaro	Catanzaro	Catanzaro	Catanzaro	Catanzaro	Catanzaro	Catanzaro
P	Zimmerman	Zimmerman	Zimmerman	Zimmerman	Zimmerman	Zimmerman	Zimmerman	Zimmerman	Zimmerman	Zimmerman	Zimmerman	Zimmerman	Zimmerman	Zimmerman

^ - ACC Championship game; Note: Bold denotes a Clemson home game.

2011 HONORS & AWARDS



- OVERVIEW
- COACHES
- UNIVERSITY
- TRADITIONS
- PLAYERS
- REVIEW
- OPPONENTS
- RECORDS

Team

- Orange Bowl participant
- ACC Champion
- ACC Atlantic Division Champion
- #15 in final BCS standings, #22 by AP, and #22 by USA Today
- #5 in BCS standings on October 23, Clemson's highest ranking in history
- Became bowl eligible on October 7, the earliest date on the calendar in program history
- Ended defending National Champion Auburn's 17-game winning streak, the longest in the nation at the time
- National Team-of-the-Week vs. Florida State by Football Writers Association

#83 Dwayne Allen, TE

- John Mackey Award recipient
- First-team All-American by AP
- First-team All-American by ESPN.com
- First-team All-American by Football Writers Association
- First-team All-American by Phil Steele
- First-team All-American by SI.com
- Second-team All-American by CBSsports.com
- Honorable Mention All-American by Pro Football Weekly
- First-Team All-ACC selection
- First-team All-ACC by CBSsports.com
- First-team All-ACC by ESPN.com
- First-team All-ACC by Phil Steele
- John Mackey Award National Tight End-of-the-Week vs. Auburn
- Third-round draft pick by Indianapolis Colts

#10 Tajh Boyd, QB

- MVP of the ACC Championship Game
- Davey O'Brien Award semifinalist
- Maxwell Award semifinalist
- Honorable Mention All-American by SI.com
- First-Team All-ACC selection
- First-team All-ACC by CBSsports.com
- First-team All-ACC by ESPN.com
- First-team All-ACC by Phil Steele
- Manning Award National Quarterback-of-the-Week vs. Auburn
- Manning Award National Quarterback-of-the-Week vs. Florida State
- Manning Award National Quarterback-of-the-Week vs. Maryland
- Manning Award National Quarterback-of-the-Week vs. North Carolina
- ACC Offensive Back-of-the-Week vs. Auburn
- ACC Player-of-the-Week vs. Florida State by Rivals.com
- ACC Offensive Back-of-the-Week vs. Florida State
- ACC Offensive Back-of-the-Week vs. North Carolina

#40 Andre Branch, DE

- Ted Hendricks Award finalist
- Second-team All-American by CBSsports.com
- Second-team All-American by Phil Steele
- Second-team All-American by Rivals.com
- Second-team All-American by SI.com
- Second-team All-American by Walter Camp Foundation
- Third-team All-American by AP
- First-Team All-ACC selection
- First-team All-ACC by CBSsports.com
- First-team All-ACC by ESPN.com
- First-team All-ACC by Phil Steele
- ACC Player-of-the-Week vs. Virginia Tech by Rivals.com
- ACC Defensive Lineman-of-the-Week vs. Virginia Tech
- Second-round draft pick by Jacksonville Jaguars

#90 Kourtnei Brown, DE

- National Defensive Performer-of-the-Week vs. North Carolina by College Football Performance Awards
- National Defensive Player-of-the-Week vs. North Carolina by Football Writers Association
- National Defensive Player-of-the-Week vs. North Carolina by Walter Camp Foundation
- National Defensive Lineman-of-the-Week vs. North Carolina by College Football Performance Awards
- ACC Defensive Lineman-of-the-Week vs. North Carolina
- Free-agent signee by San Francisco 49ers

#39 Chandler Catanzaro, PK

- Lou Groza Award semifinalist
- National Kicker-of-the-Week vs. Boston College by Lou Groza Award
- Second-Team All-ACC selection
- Second-team All-ACC by Phil Steele
- ACC Specialist-of-the-Week vs. Boston College

#23 Andre Ellington, RB

- Second-Team All-ACC selection
- Second-team All-ACC by Phil Steele
- ACC Offensive Back-of-the-Week vs. Maryland

#55 Dalton Freeman, C

- Rimington Trophy finalist
- Honorable mention All-American by SI.com
- First-Team All-ACC selection
- First-team All-ACC by ESPN.com
- First-team All-ACC by Phil Steele
- ACC Offensive Lineman-of-the-Week vs. Wake Forest



IN HIS FIRST YEAR AT CLEMSON, CHAD MORRIS WAS NAMED NATIONAL OFFENSIVE COORDINATOR-OF-THE-YEAR BY RIVAL.COM.

#74 Antoine McClain, OG

- Free-agent signee by Baltimore Ravens

Chad Morris, Offensive Coordinator

- National Offensive Coordinator-of-the-Week by Rivals.com
- National Offensive Coordinator-of-the-Week vs. Auburn by Rivals.com

#79 Phillip Price, OT

- First-team All-ACC by CBSsports.com
- Honorable Mention All-ACC selection

#15 Coty Sensabaugh, CB

- Fourth-round draft pick by Tennessee Titans

Kevin Steele, Defensive Coordinator

- National Defensive Coordinator-of-the-Week vs. Virginia Tech by Rivals.com

Dabo Swinney, Head Coach

- Bobby Dodd National Coach-of-the-Year
- Regional AFCA Coach-of-the-Year recipient
- Bear Bryant National Coach-of-the-Year Award finalist
- Eddie Robinson Coach-of-the-Year Award finalist
- Liberty Mutual National Coach-of-the-Year finalist

#98 Brandon Thompson, DT

- First-team strength & conditioning All-American
- Honorable mention All-American by Pro Football Weekly
- First-team All-ACC by CBSsports.com
- First-team All-ACC by Phil Steele
- Second-Team All-ACC selection
- Third-round draft pick by Cincinnati Bengals

#72 Landon Walker, OT

- Third-team All-ACC by Phil Steele
- Honorable Mention All-ACC selection
- ACC Offensive Lineman-of-the-Week vs. North Carolina
- Free-agent signee by Cincinnati Bengals

#2 Sammy Watkins, WR

- Biletnikoff Award semifinalist
- Walter Camp Player-of-the-Year semifinalist
- ACC Rookie-of-the-Year
- ACC Freshman-of-the-Year by CBSsports.com
- National Freshman-of-the-Year by Columbus (OH) Touchdown Club
- National Freshman-of-the-Year by Rivals.com
- National Freshman-of-the-Year by Sporting News
- National Offensive Freshman-of-the-Year by CollegeFootballNews.com
- First-team All-American (all-purpose) by AP
- First-team All-American (all-purpose) by FoxSports.com
- First-team All-American by Pro Football Weekly
- First-team All-American by Rivals.com
- First-team All-American (kick returner) by SI.com
- Second-team All-American by Phil Steele
- Honorable mention All-American by SI.com
- First-team freshman All-American by CBSsports.com
- First-team freshman All-American by CollegeFootballNews.com
- First-team freshman All-American by Phil Steele
- First-team freshman All-American (return specialist) by Phil Steele
- First-team freshman All-American by Rivals.com
- First-team freshman All-American by Sporting News
- First-Team All-ACC selection
- First-team All-ACC by CBSsports.com
- First-team All-ACC by ESPN.com
- First-team All-ACC by Phil Steele
- First-team All-ACC (kickoff returner) by Phil Steele
- Second-Team All-ACC (specialist) selection
- Banks McFadden Award recipient
- ACC Rookie-of-the-Week vs. Wofford
- National Freshman-of-the-Week vs. Auburn by Rivals.com
- ACC Receiver-of-the-Week vs. Auburn
- ACC Rookie-of-the-Week vs. Auburn
- National Freshman-of-the-Week vs. Florida State by Rivals.com
- ACC Receiver-of-the-Week vs. Florida State
- ACC Rookie-of-the-Week vs. Boston College
- National Player-of-the-Week vs. Maryland by Rivals.com
- National Freshman-of-the-Week vs. Maryland by Rivals.com
- ACC Player-of-the-Week vs. Maryland by Rivals.com
- ACC Receiver-of-the-Week vs. Maryland
- ACC Rookie-of-the-Week vs. Maryland

#46 Jonathan Willard, LB

- ACC Linebacker-of-the-Week vs. Boston College

#96 Dawson Zimmerman, P

- Lowe's Senior Class Award finalist
- Wuerffel Award finalist
- National Football Foundation Hampshire Honor Society member
- Phi Beta Kappa Society inductee
- Second-team All-ACC by Phil Steele
- Honorable Mention All-ACC selection

SAMMY WATKINS BECAME THE FIRST TIGER WIDEOUT TO BE NAMED ACC ROOKIE-OF-THE-YEAR IN 2011.



2011 SENIORS & PRO SIGNEES

#83 Dwayne Allen • TE

- Drafted in the third round by the Indianapolis Colts, 2012
- John Mackey Award winner, 2011
- Consensus first-team All-American, 2011
- First-team All-American by AP, ESPN.com, Football Writers Association, Phil Steele, and SJ.com, 2011
- Second-team All-American by CBSsports.com, 2011
- Honorable mention All-American by Pro Football Weekly, 2011
- First-Team All-ACC selection, 2011
- One of 22 midseason candidates for the John Mackey Award, 2010
- Second-Team All-ACC, 2010

Year	G-S	Snaps	Rec	Yds	Avg	TD	LG
2009	14-6	358	10	108	10.8	3	17
2010	13-13	765	33	373	11.3	1	47
2011	14-14	890	50	598	12.0	8	54
Totals	41-33	2013	93	1079	11.6	12	54

#41 Daniel Andrews • LB

- Graduated on May 11, 2012 with a degree in sociology

Year	G-S	Snaps	Hit	Ast	Tot	TFL	Sacks	Int	QP	PBU	CF-RF
2008	5-0	25	1	4	5	0-0	0-0	0-0	0	0	0-0
2009	14-0	45	3	2	5	0-0	0-0	0-0	1	0	0-0
2010	7-0	31	3	2	5	0-0	0-0	0-0	2	0	0-0
2011	14-0	28	2	3	5	0-0	0-0	0-0	0	0	0-0
Totals	40-0	129	9	11	20	0-0	0-0	0-0	3	0	0-0

#40 Andre Branch • DE

- Drafted in the second round by the Jacksonville Jaguars, 2012
- Permanent team co-captain, 2011
- One of six finalists for the Ted Hendricks Award, 2011
- Second-team All-American by CBSsports.com, Phil Steele, Rivals.com, SJ.com, and Walter Camp Foundation, 2011
- Third-team All-American by AP, 2011
- First-Team All-ACC selection, 2011
- Senior Bowl invitee, 2011
- Graduated on Dec. 22, 2011 with a degree in sociology

Year	G-S	Snaps	Hit	Ast	Tot	TFL	Sacks	Int	QP	PBU	CF-RF
2008	7-0	143	9	2	11	1-2	0-0	0-0	1	1	0-0
2009	14-0	337	33	13	46	8-57	2-17	0-0	7	2	0-0
2010	13-13	651	36	19	55	7.5-31	5-21	0-0	15	7	0-0
2011	14-14	755	64	21	85	17-86	10.5-75	0-0	17	1	1-1
Totals	48-27	1886	142	55	197	33.5-176	17.5-113	0-0	40	11	1-1

#37 Kantrell Brown • S

- Graduated on Dec. 22, 2011 with a degree in travel & tourism

Year	G-S	Snaps	Hit	Ast	Tot	TFL	Sacks	Int	QP	PBU	CF-RF
2008	4-0	0	2	0	2	0-0	0-0	0-0	0	0	0-0
2009	7-0	0	0	0	0	0-0	0-0	0-0	0	0	0-0
2010	12-0	10	4	2	6	0-0	0-0	0-0	0	0	0-0
2011	14-0	43	8	2	10	0-0	0-0	1-43	0	0	0-0
Totals	37-0	53	14	4	18	0-0	0-0	1-43	0	0	0-0

#90 Kourtnei Brown • DE

- Signed a free-agent contract with the San Francisco 49ers, 2011
- Graduated on Aug. 13, 2011 with a degree in community recreation, sport, & camp management

Year	G-S	Snaps	Hit	Ast	Tot	TFL	Sacks	Int	QP	PBU	CF-RF
2007	11-0	118	8	4	12	2-9	1-4	0-0	0	0	0-0
2008	13-1	286	12	9	21	2-4	0-0	0-0	7	1	0-0
2010	11-0	212	11	6	17	2-2	0-0	0-0	4	0	0-1
2011	14-0	253	19	6	25	4-7	2-4	1-20	2	2	0-1
Totals	49-1	869	50	25	75	10-22	3-6	1-20	13	3	0-2

#62 Mason Cloy • OL

- Two-time Academic All-ACC selection, 2009,10
- Graduated on May 13, 2011 with a degree in park & protected area management

#39 Steven Demaras • LB

- Graduated on May 11, 2012 with a degree in financial management

Year	G-S	Snaps	Hit	Ast	Tot	TFL	Sacks	Int	QP	PBU	CF-RF
2011	1-0	3	0	0	0	0-0	0-0	0-0	0	0	0-0

#30 Chad Diehl • FB

- Signed a free-agent contract with the Baltimore Ravens, 2012
- Permanent team co-captain, 2011
- Senior Bowl invitee, 2012
- Dedication Award winner, 2011
- Graduated on Dec. 22, 2011 with a degree in management

Year	G-S	Snaps	Car	Yds	Avg	TD	LG	Rec	Yds	TD	KOR
2007	3-0	8	0	0	---	0	---	0	0	0	0-0
2008	13-4	162	0	0	---	0	---	1	6	0	2-24
2009	14-3	184	3	4	1.3	0	5	2	20	0	3-25
2010	13-10	322	2	4	2.0	0	3	4	13	0	1-13
2011	14-2	141	1	0	0.0	0	0	0	0	0	1-11
Totals	57-19	817	6	8	1.3	0	5	7	39	0	7-73

#47 Will Harrison • WR

- Graduated on May 11, 2012 with a degree in management

Year	G-S	Snaps	Rec	Yds	Avg	TD	LG	Car	Yds	TD	LG
2009	1-0	3	0	0	---	0	---	0	0	0	---
2010	1-0	5	0	0	---	0	---	0	0	0	---
2011	5-0	9	0	0	---	0	---	0	0	0	---
Totals	7-0	17	0	0	---						

#26 Marquan Jones • WR

- Permanent team co-captain, 2011
- Graduated on May 11, 2012 with a degree in community recreation, sport, & camp management

Year	G-S	Snaps	Rec	Yds	Avg	TD	LG	Car	Yds	TD	KOR
2008	8-0	89	5	37	7.4	0	11	2	6	0	0-0
2009	13-2	198	9	176	19.6	1	38	1	-2	0	0-0
2010	13-3	340	21	184	8.8	0	38	0	0	0	4-62
2011	13-0	105	1	6	6.0	0	6	0	0	0	0-0
Totals	47-5	732	36	403	11.2	1	38	3	4	0	4-62

#35 Mansa Joseph • RB

- Graduated on Dec. 22, 2011 with a degree in special education

Year	G-S	Snaps	Hit	Ast	Tot	TFL	Sacks	Int	QP	PBU	CF-RF
2010	12-0	0	0	2	2	0-0	0-0	0-0	0	0	0-0

Year	G-S	Snaps	Car	Yds	Avg	TD	LG	Rec	Yds	TD
2011	13-0	0	0	0	---	0	---	0	0	0

#32 Carlton Lewis • S

- Graduated on May 11, 2012 with a degree in sociology

Year	G-S	Snaps	Hit	Ast	Tot	TFL	Sacks	Int	QP	PBU	CF-RF
2009	9-0	19	2	4	6	0-0	0-0	0-0	0	0	0-0
2010	9-0	115	3	2	5	0-0	0-0	0-0	0	0	0-0
2011	12-0	143	6	4	10	0-0	0-0	0-0	2	2	1-0
Totals	30-0	277	11	10	21	0-0	0-0	0-0	2	2	1-0

#74 Antoine McClain • OG

- Signed a free-agent contract with the Baltimore Ravens, 2012
- Third-team All-ACC by Phil Steele, 2010

#94 Rennie Moore • DT

- Signed a free-agent contract with the Houston Texans, 2012
- Graduated on Dec. 22, 2011 with a degree in sociology

Year	G-S	Snaps	Hit	Ast	Tot	TFL	Sacks	Int	QP	PBU	CF-RF
2007	6-0	35	0	0	0	0-0	0-0	0-0	0	0	0-0
2009	13-0	198	13	9	22	5.5-32	2.5-28	0-0	3	0	0-0
2010	13-1	315	13	13	26	7-34	2-15	0-0	5	0	0-0
2011	14-12	723	41	17	58	10-49	4-33	0-0	18	2	1-1
Totals	46-13	1271	67	39	106	22.5-115	8.5-76	0-0	26	2	1-1

#79 Phillip Price • OT

- First-team All-ACC by CBSsports.com, 2011
- Honorable Mention All-ACC selection, 2011
- Graduated on Dec. 22, 2011 with a degree in community recreation, sport, & camp management

#15 Coty Sensabaugh • CB

- Drafted in the fourth round by the Tennessee Titans, 2012
- Permanent team co-captain, 2011
- Graduated on May 13, 2011 with a degree in communication studies

Year	G-S	Snaps	Hit	Ast	Tot	TFL	Sacks	Int	QP	PBU	CF-RF
2008	12-0	63	5	0	5	0-0	0-0	1-0	0	1	0-0
2009	13-0	142	8	6	14	0-0	0-0	1-11	0	2	0-0
2010	13-3	352	21	7	28	1-1	0-0	1-0	0	2	0-0
2011	14-14	993	36	4	40	1-3	0-0	1-0	2	13	0-0
Totals	52-17	1550	70	17	87	2-4	0-0	4-11	2	18	0-0

#73 David Smith • OG

- Graduated on May 13, 2011 with a degree in sociology

#98 Brandon Thompson • DT

- Drafted in the third round by the Cincinnati Bengals, 2012
- Permanent team co-captain, 2011
- Honorable mention All-American by Pro Football Weekly, 2011
- First-team All-ACC by CBSsports.com and Phil Steele, 2011
- Second-Team All-ACC selection, 2011
- Played in the Senior Bowl, 2012

Year	G-S	Snaps	Hit	Ast	Tot	TFL	Sacks	Int	QP	PBU	CF-RF
2008	12-1	292	16	9	25	5-18	1-11	0-0	5	3	1-1
2009	14-13	523	23	27	50	2-6	0-0	0-0	9	3	0-1
2010	13-11	532	35	21	56	7.5-21	1-6	0-0	15	3	0-1
2011	14-13	722	46	31	77	8-28	2.5-12	0-0	18	0	1-0
Totals	53-38	2069	120	88	208	22.5-73	4.5-29	0-0	47	9	2-3

#82 Drew Traylor • TE

- Graduated on May 11, 2012 with a degree in management

Year	G-S	Snaps	Rec	Yds	Avg	TD	LG
2009	3-0	7	0	0	---	0	---
2010	10-0	77	0	0	---	0	---
2011	10-0	3	0	0	---	0	---
Totals	23-0						

GAME RESULTS VS. 2012 OPPONENTS



OVERVIEW
COACHES
UNIVERSITY
TRADITIONS
PLAYERS
REVIEW
OPPONENTS
RECORDS

Auburn

All Games:.....Auburn leads 34-12-2
At Neutral:.....Auburn leads 4-2-1
Dabo Swinney vs. Auburn:..... 1-1
Gene Chizik vs. Clemson:..... 1-1
Biggest Clemson Win:..... 41-0 in 1950
Biggest Auburn Win:..... 56-0 in 1921

Year	CU	AUB	Rank	Site	W-L	CU	AUB
1899	1-1	2-0		A	L	0	34
1902	4-1	2-2-1		A	W	16	0
1904	1-0	0-0		H	L	0	5
1905	2-0-1	1-2		A	W	26	0
1906	1-0-3	1-2-1		H	W	6	4
1907	3-1	4-1		A	L	0	12
1910	3-1	2-0		A	L	0	17
1911	0-0	1-0		H	L	0	29
1912	2-0	2-0		A	L	6	27
1913	1-1	3-0		H	L	0	20
1914	0-1-1	2-0		A	L	0	28
1915	2-0-1	2-0		N1	L	0	14
1916	1-2	2-0		A	L	0	28
1917	2-0	2-0		H	L	0	7
1919	2-1	3-0		A	L	0	7
1920	3-0-1	3-0		H	L	0	21
1921	1-1	2-0		A	L	0	56
1923	0-0	0-0		H	T	0	0
1924	1-0	1-0		A	L	0	13
1925	0-1	1-0		H	L	6	13
1926	1-1	1-0		A	L	0	47
1927	0-0-1	0-1		H	W	3	0
1928	2-0	0-1		A	W	6	0
1929	2-0	1-0		H	W	26	7
1940	5-1	3-2-1		A	L	7	21
1941	7-1	3-5-1	16/-	A	L	7	28
1942	3-5-1	5-4-1	-/16	A	L	13	41
1946	3-5	3-5		N2	W	21	13
1947	3-5	2-6		H	W	34	18
1948	8-0	1-6-1	11/-	N3	W	7	6
1949	4-4-1	1-4-2		N3	T	20	20
1950	7-0-1	0-8	11/-	A	W	41	0
1951	6-2	5-3		H	W	34	0
1952	2-5-1	1-7		A	L	0	3
1953	3-4-1	6-1-1	-/14	H	L	19	45
1954	4-4	5-3	-/18	A	L	6	27
1955	6-2	6-1-1	-/12	N3	L	0	21
1961	2-3	2-2		A	L	14	24
1962	2-3	4-0		H	L	14	17
1967	1-2	2-1		A	L	21	43
1968	0-2-1	2-1		H	L	10	21
1969	2-1	2-1	-/20	A	L	0	51
1970	2-2	3-0	-/9	H	L	0	44
1971	2-3	5-0	-/5	A	L	13	35
1997	7-4	9-3	-/13	N4	L	17	21
2007	9-3	8-4	15/22	N4	L ^(OT)	20	23
2010	2-0	2-0	-/16	A	L ^(OT)	24	27
2011	2-0	2-0	-/21	H	W	38	24
Totals						475	962

N1 - Anderson, SC; N2 - Montgomery, AL; N3 - Mobile, AL; N4 - Atlanta, GA

Ball State

All Games:.....Clemson leads 2-0
At Clemson:.....Clemson leads 2-0
Dabo Swinney vs. Ball State:..... 0-0
Pete Lembo vs. Clemson:..... 0-0
Biggest Clemson Win:..... 30-7 in 2002

Year	CU	BSU	Rank	Site	W-L	CU	BSU
1992	0-0	0-0	13/-	H	W	24	10
2002	2-1	1-1		H	W	30	7
Totals						54	17

Furman

All Games:.....Clemson leads 41-10-4
At Clemson:.....Clemson leads 23-2
Dabo Swinney vs. Furman:..... 0-0
Biggest Clemson Win:..... 94-0 in 1915
Biggest Furman Win:..... 30-0 in 1926
Current Streak:..... Clemson has won 29 games in a row

Year	CU	FUR	Rank	Site	W-L	CU	FUR
1896	0-0	0-0		A	W	14	6
1902	2-0	3-2-1		A	W	28	0
1914	0-2-1	2-0		A	W	57	0
1915	0-0	0-0		A	W	94	0
1916	0-0	0-0		H	W	7	6
1917	1-0	1-1		A	W	38	0
1918	3-2	0-1-1		H	W	67	7
1919	6-2	6-1-1		A	T	7	7
1920	4-4-1	7-1		A	L	0	14
1921	1-2	2-2		A	T	0	0

1922	5-2	6-3		A	L	6	20
1923	4-2-1	9-1		A	W	7	6
1924	2-5	4-5		H	L	0	3
1925	1-6	6-3		A	L	0	26
1926	2-6	7-1-1		A	L	0	30
1927	5-2-1	8-1		A	L	0	28
1928	7-2	5-3		A	W	27	12
1929	7-3	5-3-1		H	W	7	6
1930	7-2	6-2-1		A	W	12	7
1931	1-6-1	5-2-1		A	T	0	0
1932	3-4-1	7-1		A	L	0	7
1933	3-5-2	5-1-2		A	L	0	6
1934	4-4	5-3		H	W	7	0
1935	6-2	7-1		A	L	6	8
1936	5-4	6-2		H	L	0	12
1937	4-4	4-3-1		A	T	0	0
1938	6-1-1	2-6-1		H	W	10	7
1939	7-1	5-3	15/-	A	W	14	3
1940	5-2-1	5-3		A	W	13	7
1941	6-1	3-3-2	18/-	A	W	34	6
1942	2-5-1	3-5		H	W	12	7
1946	2-5	2-5		H	W	20	6
1947	1-5	2-4		A	W	35	7
1948	5-0	2-3-1	12/-	H	W	41	0
1949	3-4-1	3-5		A	W	28	21
1950	6-0-1	2-7-1	11/-	H	W	57	2
1951	5-2	3-5-1		A	W	34	14
1954	3-3	5-2		H	W	27	6
1955	6-3	1-8		A	W	40	20
1956	6-1-2	2-7		H	W	28	7
1957	6-3	3-6		A	W	45	6
1958	7-2	2-6	12/-	H	W	36	19
1959	7-2	3-6	14/-	A	W	56	3
1960	5-4	5-3-1		H	W	42	14
1961	3-5	7-2		H	W	35	6
1962	3-4	4-4		A	W	44	3
1964	0-0	1-0		H	W	28	0
1979	0-0	0-0		H	W	21	0
1988	1-0	1-0	3/-	H	W	23	3
1989	0-0	0-0	12/-	H	W	30	0
1994	0-0	0-0	24/-	H	W	27	6
1996	0-1	0-0		H	W	19	3
1998	0-0	0-0		H	W	33	0
2003	0-1	1-0		H	W	28	17
2007	2-0	1-1	20/-	H	W	38	10
Totals						1282	414

Florida State

All Games:.....Florida State leads 17-8
At Florida State:.....Florida State leads 10-3
Dabo Swinney vs. Florida State:..... 2-2
Jimbo Fisher vs. Clemson:..... 1-1
Biggest Clemson Win:..... 35-14 in 2005
Biggest Florida State Win:..... 57-0 in 1993

Year	CU	FSU	Rank	Site	W-L	CU	FSU
1970	3-5	4-3		A	L	13	38
1975	1-6	1-6		H	L	7	43
1976	1-4-2	2-5		A	W	15	12
1988	2-0	1-1	3/10	H	L	21	24
1989	1-0	0-1	10/16	A	W	34	23
1992	1-0	1-0	15/5	H	L	20	24
1993	1-0	2-0	21/1	A	L	0	57
1994	2-4	4-1	-/7	A	L	0	17
1995	1-0	1-0	-/1	H	L	26	45
1996	2-2	3-0	-/2	A	L	3	34
1997	2-0	2-0	16/5	H	L	28	35
1998	2-4	5-1	-/16	A	L	0	48
1999	3-3	7-0	-/1	H	L	14	17
2000	8-1	8-1	10/4	A	L	7	54
2001	5-2	5-2	-/14	H	L	27	41
2002	3-1	4-1	-/11	A	L	31	48
2003	5-4	8-1	-/3	H	W	26	10
2004	1-2	1-1	-/8	A	L	22	41
2005	5-4	7-2	-/17	H	W	35	14
2006	1-1	2-0	-/9	A	W	27	20
2007	0-0	0-0	-/19	H	W	24	18
2008	4-4	6-2	-/24	A	L	27	41
2009	5-3	4-4		H	W	40	24
2010	5-4	6-3		A	L	13	16
2011	3-0	2-1	21/11	H	W	35	30
Totals						495	774

Boston College

All Games:.....Clemson leads 10-9-2
At Boston College:.....Boston College leads 6-5-1
Dabo Swinney vs. Boston College:..... 3-1
Frank Spaziani vs. Clemson:..... 1-2
Biggest Clemson Win:..... 34-12 in 1958, 36-14 in 2011
Biggest Boston College Win:..... 31-16 in 1983

Year	CU	BOC	Rank	Site	W-L	CU	BOC
1939	8-1	9-1	12/11	N1	W	6	3
1941	3-0	1-1		A2	W	26	13
1942	1-1-1	1-0		A2	L	7	14
1947	1-0	0-0		A3	L	22	32
1948	4-0	2-2-1	13/-	A3	W	26	19
1949	2-3-1	1-4-1		H	L	27	40
1950	5-0-1	0-6-1	13/-	A3	W	35	14
1951	4-2	1-5		H	W	21	2
1952	1-4	3-1-1		A3	W	13	0
1953	1-0	0-0		A2	T	14	14
1958	6-2	6-2	16/-	H	W	34	12
1960	5-3	2-5-1		A	L	14	25
1982	0-1	1-0	16/-	H	T	17	17
1983	1-0	1-0		A	L	16	31
2005	2-1	2-1		H	L ^(OT)	13	16
2006	1-0	1-0	18/-	A	L ^(2OT)	33	34
2007	8-2	8-2	15/18	H	L	17	20
2008	3-4	5-2		A	W	27	21
2009	1-1	2-0		H	W	25	7
2010	4-3	2-5		A	L	10	16
2011	5-0	1-4	8/-	H	W	36	14
Totals						439	364

N1 - Dallas, TX; A2 - Fenway Park; A3 - Braves Field

Georgia Tech

All Games:.....Georgia Tech leads 50-25-2
At Clemson:.....Clemson leads 10-6
Dabo Swinney vs. Georgia Tech:..... 1-4
Paul Johnson vs. Clemson:..... 4-1
Biggest Clemson Win:..... 73-0 in 1903
Biggest Georgia Tech Win:..... 51-0 in 1944

Year	CU	GAT	Rank	Site	W-L	CU	GAT
1898	2-1	0-1		N1	W	23	0
1899	3-2	0-3		N2	W	41	5
1902	1-0	0-1		A	W	44	5
1903	1-0	0-0		A	W	73	0
1904	2-2	5-1		A	T	11	11
1905	3-1-1	1-0		A	L	10	17
1906	3-0-3	4-2		A	W	10	0
1907	3-4	3-4		A	W	6	5
1908	1-5	5-3		A	L	6	30
1909	6-2	6-2		A	L	3	29
1910	4-2-1	4-3		A	L	0	34
1911	3-4	5-2-1		A	L	0	31
1912	4-3	4-3-1		A	L	0	23
1913	4-3	6-2		A	L	0	34
1914	5-2-1	5-2		A	L	6	26
1918	1-0	0-0		A	L	0	28
1919	2-0	3-0</					

GAME RESULTS VS. 2012 OPPONENTS



1992	1-1	1-0	16/-	A	L	16	20
1993	1-1	2-0		H	W	16	13
1994	4-5	1-7		H	W	20	10
1995	4-3	4-3		A	W	24	3
1996	3-3	4-1	-/22	H	W	28	25
1997	2-1	1-1	17/-	A	L	20	23
1998	2-7	6-2	-/22	H	L	21	24
1999	5-4	6-2	-/13	A	L	42	45
2000	8-0	5-2	5/-	H	L	28	31
2001	2-1	3-0	-/9	A	W ^(OT)	47	44
2002	1-1	2-0		H	W	24	19
2003	2-1	1-2		A	W	39	3
2004	1-0	1-0	20/-	H	L	24	28
2005	4-3	4-2		A	L	9	10
2006	6-1	5-1	12/13	H	W	31	7
2007	4-0	2-2	13/-	A	L	3	13
2008	3-3	5-1		H	L	17	21
2009	1-0	1-0	-/15	A	L	27	30
	8-4	10-2	25/12	N3	L	34	39
2010	3-3	5-2		H	W	27	13
2011	8-0	6-2	6/-	A	L	17	31
Totals						1266	1589

N1 - Augusta, GA; N2 - Greenville, SC; N3 - Tampa, FL

Virginia Tech

All Games:.....Clemson leads 19-12-1
 At Clemson:.....Clemson leads 8-6-1

Dabo Swinney vs. Virginia Tech:.....2-0
 Frank Beamer vs. Clemson:.....5-5
 Biggest Clemson Win:.....35-0 in 1945
 Biggest Virginia Tech Win:.....50-6 in 1924

Year	CU	VAT	Rank	Site	W-L	CU	VAT
1900	4-0	3-1-1		N1	W	12	5
1901	2-0-1	3-1		N2	L	11	17
1906	0-0	2-0		H	T	0	0
1908	1-0	1-0		H	L	0	6
1909	1-0	0-0		A	L	0	6
1923	2-1-1	3-2		A	L	6	25
1924	2-2	3-0-2		H	L	6	50
1935	1-0	1-0		A	W	28	7
1936	1-0	1-0		H	W	20	0
1945	3-2-1	1-4		H	W	35	0
1946	1-4	1-2-2		A	W	14	7
1954	1-1	2-0		H	L	7	18
1955	5-1	4-2-1		N3	W	21	16
1956	4-0-1	6-1	13/15	H	W	21	6
1960	1-0	1-1	7/-	H	W	13	7
1977	2-1	0-2		A	W	31	13
1978	2-1	2-2		H	W	38	7
1979	3-1	3-2		A	W	21	0
1980	2-1	4-0		H	W	13	10
1984	6-2	7-2		H	W	17	10
1985	0-0	0-2		A	W	20	17
1986	0-0	0-1		H	L	14	20
1987	1-0	0-0	10/-	A	W	22	10
1988	0-0	0-0	4/-	H	W	40	7
1989	2-0	1-0-1	7/-	A	W	27	7
1998	1-0	1-0		H	L	0	37
1999	1-1	2-0	-/8	A	L	11	31
2000	9-2	10-1	16/6	N4	L	20	41
2006	7-1	5-2	10/-	A	L	7	24
2007	4-1	4-1	22/15	H	L	23	41
2011	4-0	4-0	13/11	A	W	23	3
	9-3	11-1	21/5	N1	W	38	10
Totals						559	458

N1 - Charlotte, NC; N2 - Columbia, SC; N3 - Roanoke, VA; N4 - Jacksonville, FL

Wake Forest

All Games:.....Clemson leads 59-17-1
 At Wake Forest:.....Clemson leads 21-10-1

Dabo Swinney vs. Wake Forest:.....3-0
 Jim Grobe vs. Clemson:.....3-8
 Biggest Clemson Win:.....82-24 in 1981
 Biggest Wake Forest Win:.....41-12 in 1943

Year	CU	WFU	Rank	Site	W-L	CU	WFU
1933	1-3-2	0-2-1		N1	W	13	0
1935	2-0	0-3		H	W	13	7
1936	2-2	2-1		A	L	0	6
1937	2-3	1-3		H	W	32	0
1938	3-1-1	3-3		A	W	7	0
1939	5-1	6-2		H	W	20	7
1940	3-0	3-0		H	W	39	0
1941	5-1	4-3-1		H	W	29	0
1942	2-2-1	2-2-1		A	L	6	19
1943	1-3	2-3		H	L	12	41
1944	3-2	6-0	-/17	A	L	7	13
1945	6-2-1	2-4-1	16/-	H	L	6	13
1946	1-2	2-0		A	L	7	19

1947	1-1	1-0		H	L	14	16
1948	6-0	5-2	10/19	A	W	21	14
1949	2-2-1	2-4		H	L	21	35
1950	3-0-1	4-0-1	16/17	A	W	13	12
1951	3-2	5-1		H	W	21	6
1953	1-3-1	2-3-1		H	W	18	0
1954	2-3	2-2-1		N1	W	32	20
1955	4-1	3-2-1		H	W	19	13
1956	2-0-1	1-2		A	W	17	0
1957	5-3	0-8		H	W	13	6
1958	4-1	3-3	19/-	H	W	14	12
1959	6-2	5-2	19/-	H	W	33	31
1960	0-0	0-0	9/-	A	W	28	7
1961	1-2	0-3		H	L	13	17
1962	1-1	0-2		A	W	24	7
1963	1-4-1	0-6		H	W	36	0
1964	1-3	2-2		A	W	21	2
1965	4-2	2-4		H	W	26	13
1966	2-3	2-4		A	W	23	21
1967	0-0	0-1		H	W	23	6
1968	0-0	0-1		A	T	20	20
1969	2-2	2-3		H	W	28	14
1970	2-3	2-3		A	L	20	36
1971	2-4	4-3		H	W	10	9
1972	2-4	1-5		A	W	31	0
1973	3-4	1-6		H	W	35	8
1974	3-4	0-7		A	W	21	9
1975	0-4	1-3		H	W	16	14
1976	1-2-1	2-3		A	L	14	20
1977	6-1	1-6	16/-	H	W	26	0
1978	6-1	1-7	16/-	A	W	51	6
1979	5-2	7-1	-/14	H	W	31	0
1980	4-3	3-4		A	W	35	33
1981	7-0	2-5	3/-	H	W	82	24
1982	8-1-1	3-7	10/-	N2	W	21	17
1983	5-1-1	4-4		H	W	24	17
1984	5-2	5-3		H	W	37	14
1985	4-3	3-5		H	W	26	10
1986	5-2	4-3		A	W	28	20
1987	6-1	5-2	14/-	H	W	31	17
1988	5-2	4-3	15/-	A	W	38	21
1989	6-2	1-5-1	22/-	H	W	44	10
1990	6-2	2-5	19/-	A	W	24	6
1991	4-1-1	1-6	16/-	H	W	28	10
1992	4-3	4-3		A	L	15	18
1993	4-1	1-4		H	L	16	20
1994	2-5	2-6		H	W	24	8
1995	1-1	0-2-1		A	W	29	14
1996	1-2	2-2		H	W	21	10
1997	4-3	4-4		A	W	33	16
1998	1-2	1-1		H	L	19	29
1999	3-4	4-3		A	W	12	3
2000	2-0	0-2	16/-	H	W	55	7
2001	4-2	3-3	25/-	A	W	21	14
2002	3-3	5-2		H	W	31	23
2003	5-3	4-4		A	L	17	45
2004	0-0	0-0	15/-	H	W ^(2OT)	37	30
2005	2-2	1-3		A	L	27	31
2006	4-1	5-0	15/-	A	W	27	17
2007	7-2	6-3	20/-	H	W	44	10
2008	3-2	3-1	-/21	A	L	7	12
2009	2-3	4-2		H	W	38	3
2010	5-5	2-8		A	W	30	10
2011	8-1	5-4	9/-	H	W	31	28
Totals						1876	1046

N1 - Charlotte, NC; N2 - Tokyo, Japan

Duke

All Games:.....Clemson leads 35-16-1

At Duke:.....Clemson leads 14-12

Dabo Swinney vs. Duke:.....1-0
 David Cutcliffe vs. Clemson:.....0-1
 Biggest Clemson Win:.....58-7 in 2001
 Biggest Duke Win:.....38-12 in 1935


Year	CU	DUK	Rank	Site	W-L	CU	DUK
1934	1-1	1-0		A	L	6	20
1935	3-0	3-0		A	L	12	38
1936	2-1	3-0		A	L	0	25
1957	5-2	5-1-2	14/11	A	L	6	7
1959	5-1	3-4	10/-	H	W	6	0
1960	3-1	3-1		A	L	6	21
1961	1-3	3-1		A	W	17	7
1962	2-2	3-1		H	L	0	16
1963	0-3-1	3-0-1		A	L	30	35
1965	2-2	4-0		A	W	3	2
1966	1-2	3-1		H	W	9	6
1967	1-3	3-2		A	W	13	7
1968	0-3-1	2-2		H	W	39	22
1969	4-3	1-5-1		A	L	27	34

1970	2-4	4-2		H	L	10	21
1971	0-3	4-0	-/14	N1	W	3	0
1972	1-3	1-4		H	L	0	7
1973	2-3	1-4		A	W	24	8
1974	2-3	4-1		H	W	17	13
1975	1-4	2-3		A	L	21	25
1976	1-3-1	3-2		H	T	18	18
1977	4-1	3-2		A	W	17	11
1978	4-1	3-2		H	W	28	8
1979	4-1	2-2-1		A	W	28	10
1980	4-1	0-5		H	L	17	34
1981	5-0	3-2	6/-	A	W	38	10
1982	3-1-1	3-2	20/-	H	W	49	14
1983	3-1-1	0-5		A	W	38	31
1984	3-2	1-4		H	W	54	21
1985	2-3	2-3		A	W	21	9
1986	4-1	3-2	17/-	H	W	35	3
1987	5-0	3-2	7/-	H	W	17	10
1988	4-1	5-0	11/22	H	W	49	17
1989	4-0	1-3	7/-	A	L	17	21
1990	3-1	1-2	19/-	H	W	26	7
1991	8-1-1	4-5-1	13/-	N2	W	33	21
1992	3-2	2-3	19/-	H	W	21	6
1993	3-1	1-4		A	W	13	10
1994	2-3	5-0	-/25	A	L	13	19
1995	6-3	3-6	24/-	H	W	34	17
1996	2-3	0-5		A	W	13	6
1997	5-3	2-6		H	W ^(OT)	29	20
1998	2-5	3-4		A	L	23	28
1999	4-4	2-6		H	W	58	7
2000	4-0	0-4	7/-	A	W	52	22
2001	5-5	0-10		H	W	59	31
2002	4-4	2-7		A	W	34	31
2003	6-4	3-7		H	W	40	7
2004	5-4	1-8		A	L	13	16
2005	4-4	1-8		H			

GAME RESULTS VS. 2012 OPPONENTS



- OVERVIEW
- COACHES
- UNIVERSITY
- TRADITIONS
- PLAYERS
- REVIEW
- OPPONENTS
- RECORDS



WOODROW DANTZLER HAD A SCHOOL-RECORD 517 TOTAL YARDS IN CLEMSON'S 45-37 VICTORY AT N.C. STATE IN 2001.

1992	5-4	2-8		A	L	23	53
1993	5-2	1-6		H	W	29	0
1994	1-2	1-2		H	W	13	0
1995	3-3	5-1		A	W	17	0
1996	4-3	4-4		H	W	35	3
1997	3-3	2-5		A	W	20	9
1998	1-4	2-3		H	W	23	0
1999	2-3	4-1		A	W	42	30
2000	6-0	2-3	5/-	H	W	35	14
2001	5-3	8-1	-/13	A	L	20	37
2002	6-4	8-2	-/19	H	L	12	30
2003	3-1	3-2		A	L	7	21
2004	2-4	3-3		H	W	10	7
2005	1-0	1-0	25/-	A	W	28	24
2006	7-2	6-2	19/-	H	L	12	13
2007	5-2	4-3		A	W	30	17
2008	3-1	3-1	20/-	H	L	17	20
2009	2-2	1-3		A	L	21	24
2010	2-3	4-1		H	W	31	7
2011	6-0	2-3	8/-	A	W	56	45
Totals						1215	1089

A1 - Baltimore, MD

N.C. State

All Games:.....Clemson leads 51-28-1
At Clemson:.....Clemson leads 22-11

Dabo Swinney vs. N.C. State:.....2-1

Tom O'Brien vs. Clemson:.....3-5

Biggest Clemson Win:.....39-10 in 1985

Biggest N.C. State Win:.....45-7 in 1975

Year	CU	NCS	Rank	Site	W-L	CU	NCS
1899	2-2	1-1-2		N1	W	24	0
1902	0-0	0-0		H	W	11	5
1903	2-0	2-2		N2	W	24	0
1904	3-2-1	2-1-2		A	L	0	18
1906	1-0-1	3-0-3		N2	T	0	0
1926	1-2	4-5		H	W	7	3
1927	1-0-1	1-1		A	L	6	18
1928	3-0	1-1		N3	W	7	0
1929	3-0	0-1		N3	W	26	0
1930	3-0	1-2		N4	W	27	0
1931	0-1-1	1-1		N4	W	6	0
1932	1-1	2-0		A	L	0	13
1933	0-1-1	1-1		H	W	9	0
1934	2-3	2-2-1		A	W	12	6
1939	1-1	1-1		N4	W	25	6
1940	2-0	2-0		N4	W	26	7
1941	2-0	1-0-1		N4	W	27	6
1942	1-0-1	1-0-1		N4	L	6	7
1943	0-1	1-0		N4	W	19	7
1944	1-1	2-0		N4	W	13	7
1945	1-1	1-1		A	W	13	0
1946	1-1	1-0		H	L	7	14
1947	1-2	1-1		A	L	0	18
1948	1-0	0-0-1		H	W	6	0
1949	1-1	0-1		A	W	7	6
1950	2-0	1-1	18/-	H	W	27	0
1951	2-0	1-2	18/-	A	W	6	0

1956	1-0-1	1-1		A	W	13	7
1957	1-1	2-0	-/13	H	L	7	13
1958	5-2	2-5-1		A	W	13	6
1959	2-1	1-1		H	W	23	0
1961	4-5	4-5		H	W	20	0
1962	0-1	1-0		A	W	7	0
1963	0-2	2-0		H	L	3	7
1964	1-0	1-0		A	L	0	9
1965	0-0	0-0		H	W	21	7
1966	5-3	4-5		A	L	14	23
1967	4-4	8-1	-/10	H	W	14	6
1968	1-4-1	5-2		A	W	24	19
1971	4-5	2-8		H	L	23	31
1972	3-6	6-3-1		A	L	17	42
1973	3-3	4-2		H	L	6	29
1974	0-1	2-0	-/15	A	L	10	31
1975	1-5	4-3		H	L	7	45
1976	1-3-2	2-4-1		A	L	21	38
1977	5-1	5-2	20/-	H	W	7	3
1978	5-1	5-1	20/-	A	W	33	10
1979	5-1	5-2		H	L	13	16
1980	4-2	3-3		A	L	20	24
1981	6-0	4-2	4/-	H	W	17	7
1982	4-1-1	4-2	18/-	A	W	38	29
1983	4-1-1	2-4		H	W	27	17
1984	4-2	3-4		A	W	35	34
1985	3-3	1-6		H	W	39	10
1986	5-1	4-1-1	16/20	A	L	3	27
1987	6-0	2-4	7/-	H	L	28	30
1988	5-1	5-1	9/24	A	L	3	10
1989	5-2	6-0	-/12	H	W	30	10
1990	5-2	4-3	22/-	A	W	24	17
1991	3-1-1	6-0	19/12	H	W	29	19
1992	4-2	5-2-1	18/23	A	L	6	20
1993	2-1	2-1	-/24	H	W	20	14
1994	1-0	1-0	22/-	H	L	12	29
1995	2-2	1-3		A	W	43	22
1996	6-3	2-6		H	W	40	17
1997	1-0	2-0	19/-	A	W	19	17
1998	2-6	4-3		H	L	39	46
1999	2-2	3-2		A	L	31	35
2000	5-0	4-0	5/-	H	W	34	27
2001	3-1	3-1	16/-	A	W	45	37
2002	4-3	8-0	-/12	H	L	6	38
2003	4-2	4-3		A	L	15	17
2004	3-4	4-3		H	W	26	20
2005	2-3	2-2		A	W	31	10
2006	7-3	3-6		H	W	20	14
2007	3-0	1-2	15/-	A	W	42	20
2008	1-1	1-1		H	W	27	9
2009	6-3	4-5	24/-	A	W	43	23
2010	4-4	6-2	-/23	H	W	14	13
2011	9-1	5-5	7/-	A	L	13	37
Totals						1456	1182

N1 - Rock Hill, SC; N2 - Columbia, SC; N3 - Florence, SC; N4 - Charlotte, NC

South Carolina

All Games:.....Clemson leads 65-40-4

At Clemson:.....Clemson leads 16-9-1

Dabo Swinney vs. South Carolina:.....1-3

Steve Spurrier vs. Clemson:.....5-5

Biggest Clemson Win:.....51-0 in 1900

Biggest South Carolina Win:.....56-20 in 1975

Year	CU	USC	Rank	Site	W-L	CU	USC
1896	1-0	0-0		A	L	6	12
1897	1-2	0-0		A	W	18	6
1898	1-1	1-0		A	W	24	0
1899	1-2	1-0		A	W	34	0
1900	2-0	1-1		A	W	51	0
1902	3-0	3-0		A	L	6	12
1909	3-2	1-3		A	W	6	0
1910	3-2	4-0		A	W	24	0
1911	1-2	1-1-1		A	W	27	0
1912	3-1	2-2		A	L	7	22
1913	1-2	1-2		A	W	32	0
1914	1-2-1	1-4-1		A	W	29	6
1915	2-1-1	3-0		A	T	0	0
1916	1-3	2-3		A	W	27	0
1917	2-1	1-1		A	W	21	13
1918	1-1	0-0		A	W	39	0
1919	3-2	1-3		A	W	19	6
1920	3-2-1	2-2		A	L	0	3
1921	1-2-1	3-0-1		A	L	0	21
1922	2-1	3-1		A	W	3	0
1923	1-1-1	2-2		A	W	7	6
1924	2-1	3-1		A	L	0	3
1925	0-3	3-1		A	L	0	33
1926	2-2	3-1		A	L	0	24

1927	2-1-1	3-1		A	W	20	0
1928	5-0	5-0		A	W	32	0
1929	5-0	3-1		A	W	21	14
1930	5-0	3-1		A	W	20	7
1931	1-2-1	1-2		A	L	0	21
1932	2-2	3-1		A	L	0	14
1933	1-1-2	1-2		A	L	0	7
1934	1-3	3-1		A	W	19	0
1935	3-1	2-3		A	W	44	0
1936	2-3	3-2		A	W	19	0
1937	1-3	2-2-1		A	W	34	6
1938	2-1-1	3-2		A	W	34	12
1939	2-1	1-3		A	W	27	0
1940	4-0	0-2	13/-	A	W	21	13
1941	4-0	1-1-1	14/-	A	L	14	18
1942	1-2-1	0-2-1		A	W	18	6
1943	1-2	2-1		A	L	6	33
1944	2-1	1-1-1		A	W	20	13
1945	3-1	2-2		A	T	0	0
1946	1-3	2-1		A	L	14	26
1947	1-3	2-2		A	L	19	21
1948	3-0	2-1	14/-	A	W	13	7
1949	2-1-1	0-3		A	L	13	27
1950	3-0	2-1	12/-	A	T	14	14
1951	3-1	2-2		A	L	0	20
1952	1-3	2-2		A	L	0	6
1953	1-2-1	3-1		A	L	7	14
1954	2-2	2-1		A	L	8	13
1955	3-1	2-2		A	W	28	14
1956	3-0-1	4-1	20/-	A	W	7	0
1957	2-2	3-1		A	W	13	0
1958	4-0	2-2	10/-	A	L	6	26
1959	3-1	3-1	17/-	A	W	27	0
1960	4-3	1-5		H	W	12	2
1961	3-4	2-5		A	L	14	21
1962	5-4	4-4-1		H	W	20	17
1963	4-4-1	1-7-1		A	W	24	20
1964	3-6	2-5-2		H	L	3	7
1965	5-4	4-5		A	L	16	17
1966	5-4	1-8		H	W	35	10
1967	5-4	5-4		A	W	23	12
1968	4-4-1	3-6		H	L	3	7
1969	4-5	6-3		A	L	13	27
1970	3-7	3-6-1		H	L	32	38
1971	4-6	6-4		A	W	17	7
1972	3-7	4-6		H	W	7	6
1973	5-5	6-4		A	L	20	32
1974	6-4	4-6		H	W	39	21
1975	2-8	6-4		A	L	20	56
1976	2-6-2	6-4		H	W	28	9
1977	7-2-1	5-5	15/-	A	W	31	27
1978	9-1	5-4-1	10/-	H	W	41	23
1979	8-2	7-3	13/19	A	L	9	13
1980	5-5	8-2	-/14	H	W	27	6
1981	10-0	6-4	2/-	A	W	29	13
1982	7-1-1	4-6	10/-	H	W	24	6
1983	8-1-1	5-5	13/-	A			



- OVERVIEW
- COACHES
- UNIVERSITY
- TRADITIONS
- PLAYERS
- REVIEW
- OPPONENTS
- RECORDS

2012 OPPONENTS

GAME 1 • AUBURN

September 1 • Atlanta, GA

Location	Auburn, AL
Enrollment	25,078
President	Dr. Jay Gogue
Athletic Director	Jay Jacobs
Nickname	Tigers
Colors	Burnt Orange & Navy Blue
Conference	Southeastern Conference
Home Field (Capacity)	Jordan-Hare Stadium (87,451)
Head Coach	Gene Chizik (Florida '85)
Record at Auburn	30-10 (3 seasons)
Career Record	35-29 (5 seasons)
Weekly Press Conference	Tuesday, 3:45 PM ET
Offensive Coordinator	Scot Loeffler
Defensive Coordinator	Brian VanGorder
Lettermen Returning/Lost	48/19
Starters Returning/Lost	18/6
Football SID	Shelly Poe
SID Email	slp0019@auburn.edu
SID Office Phone	(334) 844-9800
SID Address	392 South Donahue Drive Auburn, AL 36849
Athletic Website	AuburnTigers.com

2011 Results (8-5)

Utah State	W	42-38
Mississippi State	W	41-34
at Clemson	L	24-38
Florida Atlantic	W	30-14
at South Carolina	W	16-13
at Arkansas	L	14-38
Florida	W	17-6
at Louisiana State	L	10-45
Mississippi	W	41-23
at Georgia	L	7-45
Samford	W	35-16
Alabama	L	14-42
Virginia	W	43-24

2012 Schedule

9-1	Clemson (Atlanta, GA)
9-8	at Mississippi State
9-15	Louisiana-Monroe
9-22	Louisiana State
10-6	Arkansas
10-13	at Mississippi
10-20	at Vanderbilt
10-27	Texas A&M
11-3	New Mexico State
11-10	Georgia
11-17	Alabama A&M
11-24	at Alabama

GAME 2 • BALL STATE

September 8 • Clemson, SC

Location	Muncie, IN
Enrollment	17,285
President	Jo Ann M. Gora
Athletic Director	Bill Scholl
Nickname	Cardinals
Colors	Cardinal & White
Conference	Mid-American Conference
Home Field (Capacity)	Scheumann Stadium (22,400)
Head Coach	Pete Lembo (Georgetown '92)
Record at Ball State	6-6 (1 season)
Career Record	85-42 (11 seasons)
Weekly Press Conference	Tuesday, 12:00 PM ET
Offensive Coordinator	Rich Skrosky
Defensive Coordinator	Jay Bateman
Lettermen Returning/Lost	30/17
Starters Returning/Lost	13/9
Football SID	Joe Hernandez
SID Email	jhermand@bsu.edu
SID Office Phone	(765) 285-8242
SID Address	HP 120 Muncie, IN 47306
Athletic Website	BallStateSports.com

2011 Results (6-6)

Indiana	W	37-20
at South Florida	L	7-37
Buffalo	W	28-25
Army	W	48-21
at Oklahoma	L	6-62
Temple	L	0-42
at Ohio	W	23-20
Central Michigan	W	31-27
at Western Michigan	L	35-45
at Eastern Michigan	W	33-31
at Northern Illinois	L	38-41
Toledo	L	28-45

2012 Schedule

8-30	Eastern Michigan
9-8	at Clemson
9-15	at Indiana
9-22	South Florida
9-29	at Kent State
10-6	Northern Illinois
10-13	Western Michigan
10-20	at Central Michigan
10-27	at Army
11-6	at Toledo
11-14	Ohio
11-23	at Miami (OH)

GAME 3 • FURMAN

September 15 • Clemson, SC

Location	Greenville, SC
Enrollment	2,630
President	Rod Smolla
Athletic Director	Dr. Gary Clark
Nickname	Paladins
Colors	Purple & White
Conference	Southern Conference
Home Field (Capacity)	Paladin Stadium (16,000)
Head Coach	Bruce Fowler (Furman '81)
Record at Furman	6-5 (1 season)
Career Record	6-5 (1 season)
Weekly Press Conference	None
Offensive Coordinator	Jimmy Kiser
Defensive Coordinator	John Windham
Lettermen Returning/Lost	37/20
Starters Returning/Lost	15/9
Football SID	Hunter Reid
SID Email	hunter.reid@furman.edu
SID Office Phone	(864) 294-2061
SID Address	Timmons Arena; 3300 Poinsett Highway Greenville, SC 29613
Athletic Website	FurmanPaladins.com

2011 Results (6-5)

at Coastal Carolina	L	23-30
at The Citadel	W	16-6
Presbyterian College	W	62-21
at Western Carolina	W	47-21
Samford	L	21-26
at Georgia Southern	L	20-50
Wofford	W	26-21
at Chattanooga	W	14-7
Appalachian State	W	20-10
Elon	L	34-41
at Florida	L	32-54

2012 Schedule

9-1	at Samford
9-8	Coastal Carolina
9-15	at Clemson
9-22	at Presbyterian College
9-29	Western Carolina
10-6	at Wofford
10-13	Chattanooga
10-20	Georgia Southern
10-27	at Elon
11-10	at Appalachian State
11-17	The Citadel

GAME 4 • FLORIDA STATE

September 22 • Tallahassee, FL

Location	Tallahassee, FL
Enrollment	41,710
President	Dr. Eric J. Barron
Athletic Director	Randy Spetman
Symbol	Seminoles
Colors	Garnet & Gold
Conference	Atlantic Coast Conference
Home Field (Capacity)	Doak S. Campbell Stadium (82,300)
Head Coach	Jimbo Fisher (Salem '89)
Record at Florida State	19-8 (2 seasons)
Career Record	40-14 (5 seasons)
Weekly Press Conference	Monday, 12:00 PM ET
Offensive Coordinator	James Coley
Defensive Coordinator	Mark Stoops
Lettermen Returning/Lost	69/19
Starters Returning/Lost	18/7
Football SID	Kerwin Lonzo
SID Email	klonzo@fsu.edu
SID Office Phone	(850) 644-5656
SID Address	403 Stadium Drive West Tallahassee, FL 32306
Athletic Website	Seminoles.com

2011 Results (9-4)

Louisiana-Monroe	W	34-0
Charleston Southern	W	62-10
Oklahoma	L	10-23
Clemson	L	30-35
at Wake Forest	L	30-35
at Duke	W	41-16
Maryland	W	41-16
N.C. State	W	34-0
at Boston College	W	38-7
Miami (FL)	W	23-19
Virginia	L	13-14
at Florida	W	21-7
Notre Dame	W	18-14

2012 Schedule

9-1	Murray State
9-8	Savannah State
9-15	Wake Forest
9-22	Clemson
9-29	at South Florida
10-6	at N.C. State
10-13	Boston College
10-20	at Miami (FL)
10-27	Duke
11-8	at Virginia Tech
11-17	at Maryland
11-24	Florida

GAME 5 • BOSTON COLLEGE

September 29 • Chestnut Hill, MA

Location	Chestnut Hill, MA
Enrollment	14,640
President	Rev. William P. Leahy, S.J.
Athletic Director	Gene DeFilippo
Nickname	Eagles
Colors	Maroon & Gold
Conference	Atlantic Coast Conference
Home Field (Capacity)	Alumni Stadium (44,500)
Head Coach	Frank Spaziani (Penn State '69)
Record at Boston College	20-19 (3 seasons)
Career Record	20-19 (3 seasons)
Weekly Press Conference	Sunday, 3:30 PM ET
Offensive Coordinator	Doug Martin
Defensive Coordinator	Bill McGovern
Lettermen Returning/Lost	41/14
Starters Returning/Lost	17/7
Football SID	Tim Clark
SID Email	clarktb@bc.edu
SID Office Phone	(617) 552-3004
SID Address	321 Conte Forum Chestnut Hill, MA 02467
Athletic Website	BCEagles.com

2011 Results (4-8)

Northwestern	L	17-24
at Central Florida	L	3-30
Duke	L	19-20
Massachusetts	W	45-17
Wake Forest	L	19-27
at Clemson	L	14-36
at Virginia Tech	L	14-30
at Maryland	W	28-17
Florida State	L	7-38
N.C. State	W	14-10
at Notre Dame	L	16-14
at Miami (FL)	W	24-17

2012 Schedule

9-1	Miami (FL)
9-8	Maine
9-15	at Northwestern
9-29	Clemson
10-6	at Army
10-13	at Florida State
10-20	at Georgia Tech
10-27	Maryland
11-3	at Wake Forest
11-10	Notre Dame
11-17	Virginia Tech
11-24	at N.C. State

GAME 6 • GEORGIA TECH

October 6 • Clemson, SC

Location	Atlanta, GA
Enrollment	20,291
President	Dr. G.P. Peterson
Athletic Director	Dan Radakovich
Nickname	Yellow Jackets
Colors	Old Gold & White
Conference	Atlantic Coast Conference
Home Field (Capacity)	Bobby Dodd Stadium (55,000)
Head Coach	Paul Johnson (Western Carolina '79)
Record at Georgia Tech	33-19 (4 seasons)
Career Record	140-58 (15 seasons)
Weekly Press Conference	Tuesday, 11:30 AM ET
Offensive Coordinator	Paul Johnson
Defensive Coordinator	AI Groh
Lettermen Returning/Lost	48/19
Starters Returning/Lost	13/9
Football SID	Dean Buchan
SID Email	dbuchan@athletics.gatech.edu
SID Office Phone	(404) 894-5445
SID Address	150 Bobby Dodd Way NW Atlanta, GA 30332
Athletic Website	RamblinWreck.com

2011 Results (8-5)

Western Carolina	W	63-21
at Middle Tennessee	W	49-21
Kansas	W	66-24
North Carolina	W	35-28
at N.C. State	W	45-35
Maryland	W	21-16
at Virginia	L	21-24
at Miami (FL)	L	7-24
Clemson	W	31-17
Virginia Tech	L	26-37
at Duke	W	38-21
Georgia	L	17-31
Utah	L ^(OT)	27-30

2012 Schedule

9-3	at Virginia Tech
9-8	Presbyterian College
9-15	Virginia
9-22	Miami (FL)
9-29	Middle Tennessee
10-6	at Clemson
10-20	Boston College
10-27	Brigham Young
11-3	at Maryland
11-10	at North Carolina
11-17	Duke
11-24	at Georgia



OVERVIEW
COACHES
UNIVERSITY
TRADITIONS
PLAYERS
REVIEW
OPPONENTS
RECORDS

2012 OPPONENTS

GAME 7 • VIRGINIA TECH

October 20 • Clemson, SC

Location	Blacksburg, VA
Enrollment	31,000
President	Charles W. Steger
Athletic Director	Jim Weaver
Nickname	Hokies
Colors	Chicago Maroon & Burnt Orange
Conference	Atlantic Coast Conference
Home Field (Capacity)	Lane Stadium (65,632)
Head Coach	Frank Beamer (Virginia Tech '69)
Record at Virginia Tech	209-98-2 (25 seasons)
Career Record	251-121-4 (31 seasons)
Weekly Press Conference	Tuesday, 12:30 PM ET
Offensive Coordinator	Bryan Stinespring
Defensive Coordinator	Bud Foster
Lettermen Returning/Lost	42/21
Starters Returning/Lost	12/10
Football SID	Dave Smith
SID Email	vtsid@vt.edu
SID Office Phone	(540) 231-6726
SID Address	Jamerson Athletic Center Blacksburg, VA 24061
Athletic Website	HokieSports.com

2011 Results (11-3)

Appalachian State	W	66-13
at East Carolina	W	17-10
Arkansas State	W	26-7
at Marshall	W	30-10
Clemson	L	3-23
Miami (FL)	W	38-35
at Wake Forest	W	38-17
Boston College	W	30-14
at Duke	W	14-10
at Georgia Tech	W	37-26
North Carolina	W	24-21
at Virginia	W	38-0
Clemson	L	10-38
Michigan	L ^(OT)	20-23

2012 Schedule

9-3	Georgia Tech
9-8	Austin Peay
9-15	at Pittsburgh
9-22	Bowling Green
9-29	Cincinnati (Lander, MD)
10-6	at North Carolina
10-13	Duke
10-20	at Clemson
11-1	at Miami (FL)
11-8	Florida State
11-17	at Boston College
11-24	Virginia

GAME 8 • WAKE FOREST

October 25 • Winston-Salem, NC

Location	Winston-Salem, NC
Enrollment	4,569
President	Dr. Nathan O. Hatch
Athletic Director	Ron Wellman
Nickname	Demon Deacons
Colors	Old Gold & Black
Conference	Atlantic Coast Conference
Home Field (Capacity)	BB&T Field (31,500)
Head Coach	Jim Grobe (Virginia '75)
Record at Wake Forest	68-67 (11 seasons)
Career Record	101-100-1 (17 seasons)
Weekly Press Conference	Tuesday, 11:00 AM ET
Offensive Coordinator	Steed Lobotzke
Defensive Coordinator	Brian Knorr
Lettermen Returning/Lost	51/25
Starters Returning/Lost	13/12
Football SID	Steve Shutt
SID Email	shuttsj@wfu.edu
SID Office Phone	(336) 758-5640
SID Address	P.O. Box 7426 Winston-Salem, NC 27109
Athletic Website	WakeForestSports.com

2011 Results (6-7)

at Syracuse	L ^(OT)	29-36
N.C. State	W	34-27
Gardner-Webb	W	48-5
at Boston College	W	27-19
Florida State	W	35-30
Virginia Tech	L	17-38
at Duke	W	24-23
at North Carolina	L	24-49
Notre Dame	L	17-24
at Clemson	L	28-31
Maryland	W	31-10
Vanderbilt	L	7-41
Mississippi State	L	17-23

2012 Schedule

9-1	Liberty
9-8	North Carolina
9-15	at Florida State
9-22	Army
9-29	Duke
10-6	at Maryland
10-20	at Virginia
10-25	Clemson
11-3	Boston College
11-10	at N.C. State
11-17	at Notre Dame
11-24	Vanderbilt

GAME 9 • DUKE

November 3 • Durham, NC

Location	Durham, NC
Enrollment	6,504
President	Dr. Richard Brodhead
Athletic Director	Kevin White
Nickname	Blue Devils
Colors	Duke Blue & White
Conference	Atlantic Coast Conference
Home Field (Capacity)	Wallace Wade Stadium (33,941)
Head Coach	David Cutcliffe (Alabama '76)
Record at Duke	15-33 (4 seasons)
Career Record	59-62 (10 seasons)
Weekly Press Conference	Wednesday, 12:30 PM ET
Offensive Coordinator	Kurt Roper
Defensive Coordinator	Jim Knowles
Lettermen Returning/Lost	43/24
Starters Returning/Lost	17/8
Football SID	Art Chase
SID Email	chasea@duaa.duke.edu
SID Office Phone	(919) 684-2633
SID Address	118 Cameron Indoor Stadium Durham, NC 27708
Athletic Website	GoDuke.com

2011 Results (3-9)

Richmond	L	21-23
Stanford	L	14-44
at Boston College	W	20-19
Tulane	W	48-27
at Florida International	W	31-27
Florida State	L	16-41
Wake Forest	L	23-24
Virginia Tech	L	10-14
at Miami (FL)	L	14-49
at Virginia	L	21-31
Georgia Tech	L	31-38
at North Carolina	L	21-37

2012 Schedule

9-1	Florida International
9-8	at Stanford
9-15	North Carolina Central
9-22	Memphis
9-29	at Wake Forest
10-6	Virginia
10-13	at Virginia Tech
10-20	North Carolina
10-27	at Florida State
11-3	Clemson
11-17	at Georgia Tech
11-24	Miami (FL)

GAME 10 • MARYLAND

November 10 • Clemson, SC

Location	College Park, MD
Enrollment	37,641
President	Dr. Wallace Loh
Athletic Director	Kevin Anderson
Nickname	Terrapins
Colors	Red, White, Black, & Gold
Conference	Atlantic Coast Conference
Home Field (Capacity)	Byrd Stadium (51,802)
Head Coach	Randy Edsall (Syracuse '80)
Record at Maryland	2-10 (1 season)
Career Record	76-80 (13 seasons)
Weekly Press Conference	Tuesday, 12:30 PM ET
Offensive Coordinator	Mike Locksley
Defensive Coordinator	Brian Stewart
Lettermen Returning/Lost	41/23
Starters Returning/Lost	18/6
Football SID	TBA
SID Email	TBA
SID Office Phone	(301) 314-7064
SID Address	2725 Comcast Center College Park, MD 20742
Athletic Website	UMTerps.com

2011 Results (2-10)

Miami (FL)	W	32-24
West Virginia	L	31-37
Temple	L	7-38
Towson	W	28-3
at Georgia Tech	L	16-21
Clemson	L	45-56
at Florida State	L	16-41
Boston College	L	17-28
Virginia	L	13-31
Notre Dame	L	21-45
at Wake Forest	L	10-31
at N.C. State	L	41-56

2012 Schedule

9-1	William & Mary
9-8	at Temple
9-15	Connecticut
9-22	at West Virginia
10-6	Wake Forest
10-13	at Virginia
10-20	N.C. State
10-27	at Boston College
11-3	Georgia Tech
11-10	at Clemson
11-17	Florida State
11-24	at North Carolina

GAME 11 • N.C. STATE

November 17 • Clemson, SC

Location	Raleigh, NC
Enrollment	34,376
President	Dr. Randy Woodson
Athletic Director	Deborah A. Yow
Nickname	Wolfpack
Colors	Red & White
Conference	Atlantic Coast Conference
Home Field (Capacity)	Carter-Finley Stadium (57,583)
Head Coach	Tom O'Brien (Navy '71)
Record at N.C. State	33-30 (5 seasons)
Career Record	108-75 (15 seasons)
Weekly Press Conference	Monday, 1:30 PM ET
Offensive Coordinator	Dana Bible
Defensive Coordinator	Mike Archer
Lettermen Returning/Lost	34/22
Starters Returning/Lost	16/8
Football SID	Annabelle Myers
SID Email	annabelle_myers@ncsu.edu
SID Office Phone	(919) 515-2102
SID Address	P.O. Box 8502 Raleigh, NC 27695
Athletic Website	GoPack.com

2011 Results (8-5)

Liberty	W	43-21
at Wake Forest	L	27-34
South Alabama	W	35-13
at Cincinnati	L	14-44
Georgia Tech	L	35-45
Central Michigan	W	38-24
at Virginia	W	28-14
at Florida State	L	0-34
North Carolina	W	13-0
at Boston College	L	10-14
Clemson	W	37-13
Maryland	W	56-41
Louisville	W	31-24

2012 Schedule

8-31	Tennessee (Atlanta, GA)
9-8	at Connecticut
9-15	South Alabama
9-22	The Citadel
9-29	at Miami (FL)
10-6	Florida State
10-20	at Maryland
10-27	at North Carolina
11-3	Virginia
11-10	Wake Forest
11-17	at Clemson
11-24	Boston College

GAME 12 • SOUTH CAROLINA

November 24 • Clemson, SC

Location	Columbia, SC
Enrollment	30,271
President	Dr. Harris Pastides
Athletic Director	TBA
Nickname	Gamecocks
Colors	Garnet & Black
Conference	Southeastern Conference
Home Field (Capacity)	Williams-Brice Stadium (80,250)
Head Coach	Steve Spurrier (Florida '67)
Record at South Carolina	55-35 (7 seasons)
Career Record	197-75-2 (22 seasons)
Weekly Press Conference	Tuesday, 12:00 PM ET
Offensive Coordinator	Steve Spurrier
Defensive Coordinator	Lorenzo Ward
Lettermen Returning/Lost	42/22
Starters Returning/Lost	13/11
Football SID	Steve Fink
SID Email	finksc@mailbox.sc.edu
SID Office Phone	(803) 777-7987
SID Address	1304 Heyward Street Columbia, SC 29208
Athletic Website	GamecocksOnline.com

2011 Results (11-2)

East Carolina	W	56-37
at Georgia	W	45-42
Navy	W	24-21
Vanderbilt	W	21-3
Auburn	L	13-16
Kentucky	W	54-3
at Mississippi State	W	14-12
at Tennessee	W	14-3
at Arkansas	L	28-44
Florida	W	17-12
The Citadel	W	41-20
Clemson	W	34-13
Nebraska	W	30-13

2012 Schedule

8-30	at Vanderbilt
9-8	East Carolina
9-15	UAB
9-22	Missouri
9-29	at Kentucky
10-6	Georgia
10-13	at Louisiana State
10-20	at Florida
10-27	Tennessee
11-10	Arkansas
11-17	Wofford
11-24	at Clemson



AGAINST ALL COMPETITION

OVERVIEW
COACHES
UNIVERSITY
TRADITIONS
PLAYERS
REVIEW
OPPONENTS
RECORDS

Team	Home	Away	Neutral	Total
Alabama	0-2	0-7	3-3	3-12
Appalachian State	4-0			4-0
Army		0-1		0-1
Auburn	6-10-1	4-20	2-4-1	12-34-2
Ball State	2-0			2-0
Baylor			0-1	0-1
Bingham	1-0			1-0
Boston College	4-3-1	5-6-1	1-0	10-9-2
California			0-1	0-1
Camp Hancock	0-1			0-1
Camp Sevier	1-0			1-0
Central Florida	1-0			1-0
Central Michigan	1-0			1-0
Centre	0-1	0-2		0-3
Charlotte "Y"		1-0		1-0
Citadel, The	12-1	13-1	5-3-1	30-5-1
Coastal Carolina	1-0			1-0
Colorado			1-1	1-1
Cumberland			0-0-1	0-0-1
Davidson	6-1-1	2-0-3	3-4	11-5-4
Duke	19-4-1	14-12	2-0	35-16-1
Duquesne	3-0	1-0		4-0
East Tennessee State	1-0			1-0
Elon	1-0			1-0
Erskine	7-1			7-1
Florida	0-2	1-4-1	2-3	3-9-1
Florida Atlantic	1-0			1-0
Florida State	5-7	3-10		8-17
Fordham		0-0-1		0-0-1
Furman	23-2	18-8-4		41-10-4
George Washington	0-1	2-0-1	1-0	3-1-1
Georgia	9-9-2	7-26-1	1-6-1	17-41-4
Georgia Pre-Flight			0-1	0-1
Georgia Tech	10-6	13-43-2	2-1	25-50-2

Gordon Military	4-0			4-0
Guilford	1-0			1-0
Illinois			1-0	1-0
Jacksonville N.A.S.		0-1		0-1
Kentucky	1-1	2-6	2-1	5-8
Long Beach State	1-0			1-0
Louisiana-Monroe	1-0			1-0
Louisiana State			0-2	0-2
Louisiana Tech	2-0		1-0	3-0
Marshall	0-1			0-1
Maryland	17-13	15-13-2		32-26-2
Maryville	1-0			1-0
Mercer	0-1	2-0	2-2	4-3
Miami (FL)	0-2	3-3	0-1	3-6
Middle Tennessee	2-0			2-0
Minnesota			0-1	0-1
Mississippi		0-1	0-1	0-2
Mississippi State	0-0-1	1-0	0-1	1-1-1
Missouri	1-0	1-1	1-0	3-1
Navy		1-0		1-0
Nebraska			1-1	1-1
Nevada-Las Vegas	1-0			1-0
Newberry	6-0			6-0
North Carolina	18-7	15-11-1	2-1	35-19-1
North Carolina State	22-11	18-16	11-1-1	51-28-1
North Texas	1-0			1-0
Notre Dame	0-1	1-0		1-1
Oglethorpe	0-1			0-1
Ohio State			1-0	1-0
Oklahoma		0-2	1-0	1-2
Pacific		0-1		0-1
Penn State			1-0	1-0
Pensacola N.A.S.	1-0			1-0
Pittsburgh			0-1	0-1
Port Royal	1-0			1-0

Presbyterian College	32-3-4	1-0		33-3-4
Rhodes		1-0-1		1-0-1
Rice	1-0	3-3		4-3
Riverside	1-0			1-0
Samford	1-0	2-0		3-0
Sewanee			0-1	0-1
South Carolina	16-9-1	49-31-3		65-40-4
South Carolina State	1-0			1-0
South Florida			0-1	0-1
Southern California		0-1		0-1
Stanford			1-0	1-0
Syracuse			0-1	0-1
Temple	2-0		1-0	3-0
Tennessee	2-2-1	3-9-1	1-0	6-11-2
Tennessee-Chattanooga	1-0			1-0
Texas A&M	1-1	0-2		1-3
Texas Christian	1-1	0-1	1-0	2-2
Texas Tech			0-1	0-1
Texas-El Paso	1-0			1-0
Troy	1-0			1-0
Tulane	1-1	3-5		4-6
Utah State	1-0			1-0
Vanderbilt		1-3		1-3
Villanova	1-1			1-1
Virginia	20-3-1	16-5	1-0	37-8-1
Virginia Military	1-0		4-5-2	5-5-2
Virginia Tech	8-6-1	8-4	3-2	19-12-1
Wake Forest	35-7	21-10-1	3-0	59-17-1
West Virginia			1-1	1-1
Western Carolina	5-0			5-0
Wofford	7-0	4-3		11-3
Totals	339-123-15	255-272-23	63-53-7	657-448-45

Note: **Bold** denotes 2012 opponent.

AGAINST ALL CONFERENCES

Team	G	W	L	T	CU Pts	Opp. Pts
Boston College	21	10	9	2	439	364
Duke	52	35	16	1	1263	816
Florida State	25	8	17	0	495	774
Georgia Tech	77	25	50	2	1266	1589
Maryland	60	32	26	2	1215	1089
Miami (FL)	9	3	6	0	143	215
North Carolina	55	35	19	1	1149	942
North Carolina State	80	51	28	1	1456	1182
Virginia	46	37	8	1	1182	672
Virginia Tech	32	19	12	1	559	458
Wake Forest	77	59	17	1	1876	1046
Totals	534	314	208	12	11,043	9147

Team	G	W	L	T	CU Pts	Opp. Pts
Pittsburgh	1	0	1	0	3	34
South Florida	1	0	1	0	26	31
Syracuse	1	0	1	0	0	41
Totals	3	0	3	0	29	106

Team	G	W	L	T	CU Pts	Opp. Pts
Illinois	1	1	0	0	30	0
Minnesota	1	0	1	0	13	20
Nebraska	2	1	1	0	43	41
Ohio State	1	1	0	0	17	15
Penn State	1	1	0	0	35	10
Totals	6	4	2	0	138	86

Team	G	W	L	T	CU Pts	Opp. Pts
Baylor	1	0	1	0	18	24
Oklahoma	3	1	2	0	30	89
Texas Christian	4	2	2	0	46	35
Texas Tech	1	0	1	0	15	55
West Virginia	2	1	1	0	60	77
Totals	11	4	7	0	169	280

Team	G	W	L	T	CU Pts	Opp. Pts
Central Florida	1	1	0	0	21	13
Marshall	1	0	1	0	10	13
Rice	7	4	3	0	102	107

Texas-El Paso	1	1	0	0	39	7
Tulane	10	4	6	0	146	175
Totals	20	10	10	0	318	315

Team	G	W	L	T	CU Pts	Opp. Pts
Ball State	2	2	0	0	54	17
Central Michigan	1	1	0	0	70	14
Temple	3	3	0	0	137	23
Totals	6	6	0	0	261	54

Team	G	W	L	T	CU Pts	Opp. Pts
South Carolina State	1	1	0	0	54	0
Totals	1	1	0	0	54	0

Team	G	W	L	T	CU Pts	Opp. Pts
Nevada-Las Vegas	1	1	0	0	24	14
Totals	1	1	0	0	24	14

Team	G	W	L	T	CU Pts	Opp. Pts
California	1	0	1	0	13	37
Colorado	2	1	1	0	40	37
Southern California	1	0	1	0	0	30
Stanford	1	1	0	0	27	21
Totals	5	2	3	0	80	125

Team	G	W	L	T	CU Pts	Opp. Pts
Alabama	15	3	12	0	132	390
Auburn	48	12	34	2	475	962
Florida	13	3	9	1	161	313
Georgia	62	17	41	4	710	1154
Kentucky	13	5	8	0	163	206
Louisiana State	2	0	2	0	7	17
Mississippi	2	0	2	0	7	39
Mississippi State	3	1	1	1	35	31
Missouri	4	3	1	0	144	70
South Carolina	109	65	40	4	2112	1490
Tennessee	19	6	11	2	154	269
Texas A&M	4	1	3	0	46	105
Vanderbilt	4	1	3	0	32	111
Totals	298	117	167	14	4178	5157

Team	G	W	L	T	CU Pts	Opp. Pts
Appalachian State	4	4	0	0	145	19
Citadel, The	36	30	5	1	699	145
Elon	1	1	0	0	60	0
Furman	55	41	10	4	1282	414
Tennessee-Chattanooga	1	1	0	0	54	3
Western Carolina	5	5	0	0	180	39
Wofford	14	11	3	0	302	104
Totals	116	93	18	5	2722	724

Team	G	W	L	T	CU Pts	Opp. Pts
Florida Atlantic	1	1	0	0	54	6
Louisiana-Monroe	1	1	0	0	49	26
Middle Tennessee	2	2	0	0	74	28
North Texas	1	1	0	0	35	10
Troy	1	1	0	0	43	19
Totals	6	6	0	0	255	89


Team	G	W	L	T	CU Pts	Opp. Pts
Louisiana Tech	3	3	0	0	133	37
Utah State	1	1	0	0	35	6
Totals	4	4	0	0	168	43

Team	G	W	L	T	CU Pts	Opp. Pts
Army	1	0	1	0	6	21
Navy	1	1	0	0	15	7
Notre Dame	2	1	1	0	33	31
Totals	4	2	2	0	54	59

Note: **Bold** denotes 2012 opponent.

CLEMSONTIGERS.COM

TIGER HISTORY & RECORDS



THE LATE GAINES ADAMS HAD A TIGER-RECORD-TYING 28 CAREER SACKS FROM 2003-06. ADAMS WILL BE INDUCTED INTO THE CLEMSON HALL OF FAME IN OCTOBER.



INDIVIDUAL RECORDS

- OVERVIEW
- COACHES
- UNIVERSITY
- TRADITIONS
- PLAYERS
- REVIEW
- OPPONENTS
- RECORDS

Rushing

Carries

Game: 36, Jim Shirley vs. N.C. State, 10-6-1951; Ray Yaeger vs. Wake Forest, 10-18-1969; Raymond Priester vs. Maryland, 10-25-1997
Season: 257, Raymond Priester, 1996
Career: 805, Raymond Priester, 1994-97

Consecutive Carries

Game: 12, Raymond Priester vs. Maryland, 10-25-1997

Rushing Yards

Game: 263, Raymond Priester vs. Duke, 11-11-1995
Season: 1,345, Raymond Priester, 1996
Career: 3,966, Raymond Priester, 1994-97

Rushing Yards Per Game

Season: 112.1, Raymond Priester, 1996 (1,345 in 12 games)
Career: 89.6, Terry Allen, 1987-89 (2,778 in 31 games)

Yards Per Carry

Game: (Min. 5 Carries) 30.4, Ken Moore (5-152) vs. The Citadel, 11-27-1954
Season: (Min. 200 Yards) 9.9, Derrick Hamilton, 2002 (21-208) (Min. 300 Yards) 7.4, Billy Hair, 1950 (71-525) (Min. 600 Yards) 7.3, C.J. Spiller, 2006 (129-938) (Min. 1,000 Yards) 5.92 by Jackie Calvert, 1948-50 (194-1479) (Min. 2,000 Yards) 5.85 by C.J. Spiller, 2006-09 (606-3547)

100-Yard Games

Season: 7, Kenny Flowers, 1985; Raymond Priester, 1996
Career: 15, Raymond Priester, 1994-97

Consecutive 100-Yard Games

Season: 5, Kenny Flowers, 1985
Career: 5, Raymond Priester (last four games of 1996, first game of 1997); Kenny Flowers, 1985
By a QB: 4, Woodrow Dantzler, 2000

100-Yard Games vs. One Opponent

Career: 3, Kenny Flowers vs. Duke, 1983-85

200-Yard Games

Season: 2, Terrence Flagler, 1986
Career: 2, Terrence Flagler, 1982-86; Ray Yaeger, 1967-69; Raymond Priester, 1994-97

Rushing Yards in a Series in a Season

Two Games: 387, Terrence Flagler, 1986
Three Games: 520, Woodrow Dantzler, 2000
Four Games: 623, Woodrow Dantzler, 2000
Five Games: 744, Terrence Flagler, 1986
Six Games: 858, Terrence Flagler, 1986

Rushing Yards By a Freshman

Game: 234, Don King vs. Fordham, 11-8-1952
Season: 973, Terry Allen, 1987

Rushing Yards By a Quarterback

Game: 220, Woodrow Dantzler vs. Virginia, 9-23-2000
Season: 1,061, Woodrow Dantzler, 2001
Career: 2,761, Woodrow Dantzler, 1998-01

Rushing Yards By Two Players

Game: 358, Raymond Priester (263) & Nealon Greene (95) vs. Duke, 11-11-1995
Season: 2,125, James Davis (1,187) & C.J. Spiller (938), 2006
Career: 5,819, Travis Zachery (3,058) & Woodrow Dantzler (2,761), 1998-01
 * - two players in the same senior class

Rushing Touchdowns

Game: 5, Stumpy Banks vs. Furman, 10-13-1917; Maxcey Welch vs. Newberry, 10-17-1930
Season: 17, Lester Brown, 1978; James Davis, 2006
Career: 47, James Davis, 2005-08

All-Purpose Yards

Game: 345, Sammy Watkins vs. Maryland, 2011 (33 rush, 105 receiving, 207 KOR)
Season: 2,680, C.J. Spiller, 2009 (1,212 rush, 503 receiving, 210 PR, 755 KOR)
Career: 7,588, C.J. Spiller, 2006-09

All-Purpose Yards Per Game

Season: 191.4, C.J. Spiller, 2009 (2,680 in 14 games)
Career: 145.9, C.J. Spiller, 2006-09 (7,588 in 52 games)

200 Yard All-Purpose Games

Season: 6, C.J. Spiller, 2009
Career: 8, C.J. Spiller, 2006-09

300 Yard All-Purpose Games

Season: 3, C.J. Spiller, 2009
Career: 3, C.J. Spiller, 2006-09

Passing

Passing Attempts

Half: 46, Rodney Williams vs. N.C. State (2nd), 10-24-1987
Game: 66, Cullen Harper vs. Virginia Tech, 10-6-2007
Season: 499, Tajh Boyd, 2011
Career: 1,368, Charlie Whitehurst, 2002-05

Passing Attempts Per Game

Season: 35.8, Charlie Whitehurst, 2003 (465 in 13 games)
Career: 31.1, Charlie Whitehurst, 2002-05 (1,368 in 44 games)

Completions

Game: 38, Cullen Harper vs. Virginia Tech, 10-6-2007
Consecutive Games: 58, Cullen Harper, vs. Virginia Tech, Central Michigan, 2007
Three Consecutive Games: 81, Cullen Harper, vs. Wake Forest, Boston College, South Carolina, 2007
Consecutive Games With 20: 6, Charlie Whitehurst, 2003
Season: 298, Tajh Boyd, 2011
Career: 817, Charlie Whitehurst, 2002-05

Completions Per Game

Season: 22.2, Charlie Whitehurst, 2003 (288 in 13 games)
Career: 18.6, Charlie Whitehurst, 2002-05 (817 in 44 games)

Consecutive Completions

Game: 15, Cullen Harper vs. Central Michigan, 10-20-2007 (last 15)
Season: 17, Nealon Greene, 1997 (last 13 vs. Virginia, first 4 vs. Maryland)

Consecutive Games Completing a Pass

Season: 14, Kyle Parker, 2009; Tajh Boyd, 2011
Career: 46, Rodney Williams, 1985-88

Completion Percentage

Game: (Min. 9 Att.) 100.0, Steve Fuller vs. The Citadel, 9-16-1978 (9-9) (Min. 15 Att.) 94.1, Woodrow Dantzler vs. The Citadel, 9-2-2000 (16-17) (Min. 20 Att.) 90.9, Cullen Harper vs. Central Michigan, 10-20-2007 (20-22)
Season: (Min. 100 Att.) 67.4, Charlie Whitehurst, 2005 (229-340)
Career: (Min. 200 Att.) 63.6, Cullen Harper, 2005-08 (518-815)

Passing Yards

Game: 420, Charlie Whitehurst vs. Duke, 11-2-2002
Season: 3,828, Tajh Boyd, 2011
Career: 9,665, Charlie Whitehurst, 2002-05

Passing Yards Per Game

Season: 273.9, Charlie Whitehurst, 2003
Career: 219.7, Charlie Whitehurst, 2002-05

Passing Yards in Consecutive Games

2 Games: 730, Tajh Boyd, 2011
3 Games: 1,005, Tajh Boyd, 2011
4 Games: 1,275, Tajh Boyd, 2011
5 Games: 1,558, Tajh Boyd, 2011
6 Games: 1,854, Tajh Boyd, 2011

Yards Per Completion

Game: (Min. 8 Comp.) 28.0, Tommy Kendrick vs. Virginia, 10-16-1971 (9-252)
Season: (Min. 45 Comp.) 21.3, Bobby Gage, 1947 (47-1,002)
Career: (Min. 100 Comp.) 19.9, Bobby Gage, 1945-48 (123-2448)

Yards Per Pass Attempt

Game: (Min. 8 Att.) 22.0, Bobby Gage vs. Furman, 11-8-1947 (11-245)
Season: (Min. 75 Att.) 9.19, Bobby Gage, 1947 (115-1002)
Career: (Min. 100 Att.) 8.81, Bobby Gage, 1945-48 (278-2448)

200-Yard Passing Games

Season: 13, Tajh Boyd, 2011
Career: 24, Charlie Whitehurst, 2002-05

300-Yard Passing Games

Season: 5, Charlie Whitehurst, 2003
Career: 8, Charlie Whitehurst, 2002-05

Passing Touchdowns

Game: 5, Cullen Harper vs. Louisiana-Monroe, 9-8-2007; Cullen Harper vs. Central Michigan, 10-20-2007; Tajh Boyd vs. North Carolina, 10-22-2011
Season: 33, Tajh Boyd, 2011
Career: 49, Charlie Whitehurst, 2002-05

Passing Touchdowns Per Game

Season: 2.36, Tajh Boyd, 2011 (33 in 14 games)
Career: 1.76, Tajh Boyd, 2010,11 (37 in 21 games)

Pass Efficiency Rating

Game: (Min. 10 Att.) 310.7, Bobby Gage vs. Furman, 11-8-1948 (9-11-245-1-2) (Min. 20 Att.) 261.1, Cullen Harper vs. Central Michigan, 10-20-2007 (20-22-273-1-5)
Season: (Min. 40 Comp.) 158.3, Willie Jordan, 1975 (Min. 15 Att./G) 146.0, Mike Eppley, 1983 (Min. 200 Att.) 141.2, Tajh Boyd, 2011
Career: (Min. 300 Att.) 137.4, Tajh Boyd, 2010,11

Passes Had Intercepted

Game: 5, Don King vs. Auburn, 11-21-1953
Season: 20, Tommy Kendrick, 1969
Career: 46, Charlie Whitehurst, 2002-05

Lowest Interception Percentage

Season: (Min. 75 Att.) 1.06, Nealon Greene, 1994 (1 in 94 attempts)
Career: (Min. 100 Att.) 2.45, Cullen Harper, 2005-08 (20 in 815 attempts)

Consecutive Passes Without an Interception

Start of Career: 165, Cullen Harper, 2005-07
Season: 143, Cullen Harper, 2007
Career: 165, Cullen Harper, 2005-07

Games Won as a Starting Quarterback

Season: 12, Homer Jordan, 1981
Career: 32, Rodney Williams, 1985-88

Winning Percentage as a Starting Quarterback

Season: 100.0, Homer Jordan, 1981 (12-0)
Career: (Min. 15 Games) 81.3, DeChane Cameron, 1988-91 (19-4-1)

Top-25 Wins as a Starting Quarterback

Season: 4, Tajh Boyd, 2011
Career: 7, Rodney Williams, 1985-88; Charlie Whitehurst, 2002-05

Games Started at Quarterback

Career: 44, Rodney Williams, 1985-88

Consecutive Games Started at Quarterback

Career: 37, Charlie Whitehurst, 2002-05

Total Offense

Total Offense Plays

Game: 77, Cullen Harper vs. Virginia Tech, 10-6-2007
Season: 641, Tajh Boyd, 2011
Career: 1,634, Charlie Whitehurst, 2002-05 (1,368 passes, 266 rushes)



TERRY ALLEN (1987-89) HOLDS THE TIGER CAREER RECORD WITH 89.6 RUSHING YARDS PER CONTEST.

INDIVIDUAL RECORDS



- OVERVIEW
- COACHES
- UNIVERSITY
- TRADITIONS
- PLAYERS
- REVIEW
- OPPONENTS
- RECORDS



SAMMY WATKINS (#2)
HOLDS THE TIGER RECORD FOR RECEIVING YARDS PER GAME IN A SEASON (93.8).
WHILE DeANDRE HOPKINS (#6) HOLDS THE SCHOOL RECORD FOR CAREER RECEIVING YARDS PER GAME (62.1).

Total Offense Yards
Game: 517, Woodrow Dantzler at N.C. State, 10-13-2001
Season: 4,046, **Tajh Boyd, 2011**
Career: 9,763, Charlie Whitehurst, 2002-05
vs. One Team/Career: 1,127, Woodrow Dantzler vs. N.C. State, 1998-01

Total Offense Yards Per Game
Season: 303.3, Woodrow Dantzler, 2001
Career: 225.6, Woodrow Dantzler, 1998-01

Total Offense Yards Per Play
Game: 12.0, Billy Hair vs. Duquesne, 11-4-1950 (24 plays, 104 rush, 185 pass for 289 yards)
Season: 8.1, Jackie Calvert, 1950 (157 plays, 714 rush, 557 pass for 1,271 yards)
Career: 6.9, Jackie Calvert, 1948-50 (287 plays, 1,098 rush, 885 pass for 1,983 yards)

200-Yard Total Offense Games
Season: 13, **Tajh Boyd, 2011**
Career: 25, Woodrow Dantzler, 1998-01

300-Yard Total Offense Games
Season: 7, Woodrow Dantzler, 2001; Charlie Whitehurst, 2003
Career: 13, Woodrow Dantzler, 1998-01

100-Yard Rushing, 300-Yard Total Offense Games
Season: 5, Woodrow Dantzler, 2001
Career: 11, Woodrow Dantzler, 1998-01

Receiving

Receptions
Game: 12, Airese Currie vs. Middle Tennessee, 9-13-2003
Season: 88, Aaron Kelly, 2007
Career: 232*, Aaron Kelly, 2005-08

Receiving Yards
Game: 182, Rod Gardner vs. North Carolina, 10-21-2000
Season: 1,219, **Sammy Watkins, 2011**
Career: 2,733, Aaron Kelly, 2005-08

100-Yard Receiving Games
Season: 6, Tony Horne, 1997
Career: 9, Rod Gardner, 1997-00
Consecutive: 3, Charlie Waters, 1969; Tony Horne, 1997; Rod Gardner, 2000

Yards Per Reception
Game: (Min. 5 rec.) 32.6, Jerry Butler vs. Georgia Tech, 9-24-1977 (5-163)
Season: (Min. 10 rec.) 32.1, Gary Cooper, 1988 (13-417)
(Min. 20 rec.) 22.6, Glenn Smith, 1950 (22-498)
Career: (Min. 35 rec.) 20.3, Joe Blalock, 1939-41 (38-773)

Receptions Per Game
Season: 6.77 by Aaron Kelly, 2007 (88 in 13 games)
Career: 4.77 by DeAndre Hopkins, 2010, 11 (124 in 26 games)

Receiving Yards Per Game
Season: 93.8 by Sammy Watkins, 2011 (1,219 in 14 games)
Career: 62.1 by DeAndre Hopkins, 2010, 11 (1,615 in 26 games)

Receiving Touchdowns
Game: 3, Dreher Gaskin vs. Auburn, 11-21-1953; Tony Horne vs. Texas-El Paso, 10-4-1997; Rod Gardner vs. North Carolina, 10-21-2000
Season: 12, **Sammy Watkins, 2011**
Career: 20, Aaron Kelly, 2005-08

Receptions By a Running Back
Game: 9, Jamie Harper vs. Florida State, 11-13-2010
Season: 45, Travis Zachery, 2001
Career: 123, C.J. Spiller, 2006-09

Receiving Yards By a Running Back
Game: 108, C.J. Spiller vs. Duke, 11-15-2008
Season: 503, C.J. Spiller, 2009
Career: 1,420, C.J. Spiller, 2006-09

Receptions By a Tight End
Game: 9, John McMakin vs. Florida State, 11-7-1970
Season: 50, Dwayne Allen, 2011
Career: 93, John McMakin, 1969-71; Dwayne Allen, 2009-11

Receiving Yards By a Tight End
Game: 107, John McMakin vs. Florida State, 11-7-1970
Season: 598, Dwayne Allen, 2011
Career: 1,255, John McMakin, 1969-71

Consecutive Games Catching a Pass
Career: 36, Jerry Butler, 1975-78

Interceptions

Interceptions
Quarter: 3, Brian Dawkins vs. Duke, 11-11-1995
Game: 3, Kit Jackson vs. Wake Forest, 10-30-1965; Leomont Evans vs. N.C. State, 9-30-1995; Brian Dawkins vs. Duke, 11-11-1995; Alex Ardley vs. Maryland, 10-14-2000; Michael Hamlin vs. The Citadel, 9-6-2008
Season: 8, Robert O'Neal, 1989; Justin Miller, 2002; DeAndre McDaniel, 2009
Career: 17, Terry Kinard, 1979-82

Interception Return Yards
Game: 102, Don Kelley vs. Duke, 10-24-1970
Season: 156, Don Kelley, 1970
Career: 275, Rex Varn, 1976-79

Average Interception Return Yards
Game: (Min. 2) 50.5, Willie Underwood vs. South Carolina, 11-22-1980 (2-101)
Season: (Min. 3) 52.0, Don Kelley, 1970 (3-156)
Career: (Min. 5) 27.5, Rex Varn, 1976-79 (10-275)

Interception Returns For Touchdowns
Game: 1 by many
Season: 3, Arlington Nunn, 1990
Career: 3, Arlington Nunn, 1987-90

Interceptions By a Linebacker
Game: 2, Johnny Rember vs. Western Carolina, 11-25-1982
Season: 6, Johnny Rember, 1982
Career: 8, Johnny Rember, 1981,82

Punting

Punts
Game: 13, Marion Butler vs. Wake Forest, 10-31-1942; Kevin Laird vs. Florida State, 10-17-1998
Season: 81, David Sims, 1979
Career: 224, Cole Chason, 2003-06

Punting Average
Game: (Min. 3 punts) 55.3, Dale Hatcher vs. Kentucky, 10-2-1982 (3-166)
Season: (Min. 25 punts) 44.5, Chris Gardocki, 1990 (58-2580)
Career: (Min. 50 punts) 43.5, Chris Gardocki, 1988-90 (151-6566)

Net Punting Average
Game: (Min. 4 punts) 51.0, Dawson Zimmerman vs. North Texas, 9-4-2010 (6 punts)
Season: (Min. 25 punts) 42.7, Dale Hatcher, 1984 (54 punts)
Career: (Min. 50 punts) 40.7, Dale Hatcher, 1981-84 (191 punts)

Punts of 50 Yards or More
Game: 6, Banks McFadden vs. Tulane, 9-30-1939 (12 punts)
Season: 22, Banks McFadden, 1939 (65 punts)
Career: 44, Dale Hatcher, 1981-84 (191 punts)

Punts Inside the 20
Game: 7, Kevin Laird vs. Louisiana State, 12-28-1996
Season: 24, David Sims in 1979; Kevin Laird, 1996
Career: 69, Dale Hatcher, 1981-84

Punting Yards
Game: 546, Kevin Laird vs. Virginia Tech, 9-12-1998
Season: 3,468, David Sims, 1979
Career: 8,816, Kevin Laird, 1995-98

Punt Returns

Punt Returns
Game: 10, Shad Bryant vs. Furman, 11-25-1939
Season: 35, Derrick Hamilton, 2002
Career: 88, Marion Butler, 1941-43,45

Punt Return Yards
Game: 167*, Don Kelley vs. Maryland, 10-31-1970 (4 returns)
Season: 487, Shad Bryant, 1938 (27 returns)
Career: 779, Shad Bryant, 1937-39

Punt Return Average
Game: (Min. 2 Ret.) 51.0, Richie Luzzi vs. Georgia, 9-28-1968 (2-102)
(Min. 4 Ret.) 41.8*, Don Kelley vs. Maryland, 10-31-1970 (4-167)
Season: (Min. 10 Att) 16.9, Bobby Gage, 1948 (12-203)
Career: (Min. 20 Att.) 17.5, Streak Lawton, 1934-36 (26-456)

Return Yards (PR & IR)
Game: 223*, Don Kelley vs. Maryland, 10-31-1970
Season: 545, Don Kelley, 1970
Career: 820, Shad Bryant, 1937-39 (779 PR, 41 IR)

Takeaway Return Yards (FR & IR)
Game: 102, Don Kelley vs. Duke, 10-24-1970
Season: 160, Antwan Edwards, 1998 (104 FR, 56 IR)
Career: 299, Antwan Edwards, 1995-98 (104 FR, 195 IR)

Punt Returns For Touchdown
Game: 1 by many
Season: 2, Shad Bryant, 1938; Don Kelley, 1970; Donnell Woolford, 1987
Career: 2, Shad Bryant, 1937-39; Don Kelley, 1969-71; Donnell Woolford, 1985-88; Justin Miller, 2002-04; Jacoby Ford, 2006-09

Blocked Kicks (Punts & Placekicks)
Game: 2, Wingo Avery vs. The Citadel, 11-27-1954; Mitch Belton vs. Maryland, 9-23-1989; Rahim Abdullah vs. Auburn, 1-2-1998
Season: 3, Mitch Belton, 1989; Leomont Evans, 1995
Career: 4, Jarvis Jenkins, 2007-10


Blocked Punts
Quarter: 2, Mitch Belton vs. Maryland (2nd), 9-23-1989
Game: 2, Wingo Avery vs. The Citadel, 11-27-1954; Mitch Belton vs. Maryland, 9-23-1989; Rahim Abdullah vs. Auburn, 1-2-1998
Season: 3, Mitch Belton, 1989
Career: 3, Mitch Belton, 1989,90

Blocked Placekicks
Game: 1 by many
Season: 2, Terrance Dixon, 1992; Jarvis Jenkins, 2010
Career: 4, Jarvis Jenkins, 2007-10



INDIVIDUAL RECORDS

- OVERVIEW
- COACHES
- UNIVERSITY
- TRADITIONS
- PLAYERS
- REVIEW
- OPPONENTS
- RECORDS



*OBED ARIRI MADE A SCHOOL-RECORD
14 CONSECUTIVE FIELD GOALS IN 1980.*

Kickoff Returns

Kickoff Returns

Game: 7, John Shields vs. Alabama, 1969; **Sammy Watkins vs. West Virginia, 2011**
Season: 33, **Sammy Watkins, 2011**
Career: 74, C.J. Spiller, 2006-09

Kickoff Return Yards

Game: 282, Justin Miller vs. Florida State, 2004 (6 returns)
Season: 826, **Sammy Watkins, 2011**
Career: 2,052, C.J. Spiller, 2006-09 (74 returns)

Kickoff Returns For Touchdown

Game: 2, Justin Miller vs. Florida State, 2004
Consecutive Games: 2*, C.J. Spiller vs. Duke, Wake Forest, 2007
Season: 4*, C.J. Spiller, 2009
Career: 7^, C.J. Spiller, 2006-09

Kickoff Return Average

Game: (Min. 2 ret.) 71.5, Derrick Hamilton vs. Maryland, 10-11-2001 (2-153)
Season: (Min 10 ret.) 35.1, Justin Miller, 2002 (13-456)
Career: (Min. 20 ret.) 30.7*, Justin Miller, 2002-04 (50-1534)

Scoring

Points

Game: 33, Maxcey Welch vs. Newberry, 1930
Season: 128, C.J. Spiller, 2009
Career: 329, Aaron Hunt, 2000-03

Points Per Game

Season: 10.2, Fred Cone, 1950 (92 in 9 games)
Career: 7.7, Mark Buchholz, 2007,08 (199 in 26 games)

Touchdowns

Game: 5, Stumpy Banks vs. Furman, 10-13-1917 (all rushing), Maxcey Welch vs. Newberry, 10-17-1930 (all rushing)
Season: 21, C.J. Spiller, 2009 (12 rushing, 4 receiving, 1 PR, 4 KOR)
Career: 51, C.J. Spiller, 2006-09 (32 rushing, 11 receiving, 1 PR, 7 KOR)

Touchdowns (Run & Pass)

Game: 6*, Woodrow Dantzler vs. N.C. State, 10-13-2001; **Tajh Boyd vs. North Carolina, 10-22-2011**
Season: 38, **Tajh Boyd, 2011**
Career: 68, Woodrow Dantzler, 1998-01

Touchdowns of 50 Yards or More

Season: 9, C.J. Spiller, 2009 (1 run, 3 reception, 1 PR, 4 KOR)
Career: 21, C.J. Spiller, 2006-09 (6 run, 7 reception, 1 PR, 7 KOR)

Touchdowns of 80 Yards or More

Season: 4, C.J. Spiller, 2009
Career: 11, C.J. Spiller, 2006-09

Different Ways Accounting For a Touchdown

Season: 5, C.J. Spiller, 2009 (run, pass, reception, PR, KOR)
Career: 5, C.J. Spiller, 2006-09 (run, pass, reception, PR, KOR); Jacoby Ford, 2006-09 (run, pass, reception, PR, KOR)

Consecutive Games Scoring a Touchdown

Season: 14, C.J. Spiller, 2009
Career: 14, C.J. Spiller, 2006-09

Touchdown Returns

Game: 2, Walt Laraway vs. The Citadel, 11-27-1954 (1 IR, 1 BPR); Justin Miller vs. Florida State, 9-25-2004 (2 KOR); Kourtnei Brown vs. North Carolina, 10-22-2012 (1 IR, 1 FR)
Season: 5, C.J. Spiller, 2009 (1 PR, 4 KOR)
Career: 8, C.J. Spiller, 2006-09 (1 PR, 7 KOR)

Scoring Lateral

Game: 65, Don Willis to Shad Bryant vs. George Washington, 11-5-1938

Fumble Return Yards

Scoring: 93, Antwan Edwards vs. Virginia, 9-19-1998
Non-Scoring: 83, Tim Childers vs. Western Carolina, 1982

Extra Points Made

Game: 11, W.C. Forsythe vs. Bingham, 10-20-1898
Season: 52, **Chandler Catanzaro, 2011**
Career: 164, Aaron Hunt, 2000-03

Extra Points Attempted

Game: 11, W.C. Forsythe vs. Bingham, 10-20-1898
Season: 53, **Chander Catanzaro, 2011**
Career: 172, Aaron Hunt, 2000-03

Extra Points Made Without a Miss

Season: 48, Mark Buchholz, 2007
Career: 88, Mark Buchholz, 2007,08

Consecutive Extra Points Made

Career: 88, Mark Buchholz, 2007,08

Field Goals Made

Game: 6, Jad Dean vs. Texas A&M, 9-3-2005; Richard Jackson vs. Boston College, 9-19-2009
Season: 24, Jad Dean, 2005
Career: 72*, Nelson Welch, 1991-94

Field Goals Attempted

Game: 6, Chris Gardocki vs. Georgia Tech, 10-13-1990; Nelson Welch vs. N.C. State, 10-26-1991; Nelson Welch vs. Maryland, 11-14-1992; Jad Dean vs. Texas A&M, 9-3-2005; Mark Buchholz vs. N.C. State, 9-22-2007; Richard Jackson vs. Boston College, 9-19-2009
Season: 36, Mark Buchholz, 2007
Career: 102*, Nelson Welch, 1991-94

Field Goal Percentage

Game: 100.0, Jad Dean vs. Texas A&M, 9-3-2005 (6-6); Richard Jackson vs. Boston College, 9-19-2009 (6-6)
Season: 94.1, Donald Igwebuikwe, 1984 (16-17)
Career: (min. 20 att.) 82.9, Bob Paulling, 1979,81-83 (34-41)

Kick-Scoring Points

Game: 19, Jad Dean vs. Texas A&M, 2005; Richard Jackson vs. Boston College, 2009
Season: 118, **Chandler Catanzaro, 2011**
Career: 329, Aaron Hunt, 2000-03

Multiple Field Goal Games

Season: 8, Obed Ariri, 1980; Chris Gardocki, 1989; Jad Dean, 2005
Career: 25, Nelson Welch, 1991-94

Consecutive Field Goals Made

Season: 14, Obed Ariri, 1980

Consecutive Games Making a Field Goal

Career: 15, Obed Ariri, 1979,80; Chris Gardocki, 1988,89

Yards on Field Goals

Game: 217, Richard Jackson vs. Boston College, 9-19-2009
Season: 769, Chris Gardocki, 1990
Career: 2,370, Nelson Welch, 1991-94

Average Made Field Goal

Game: (Min. 3 made) 48.7, Mark Buchholz vs. Wake Forest, 11-10-2007 (48, 52, 46)
Season: (Min. 10 made) 38.3, Donald Igwebuikwe, 1984 (16-612)
Career: (Min. 20 made) 38.6, Donald Igwebuikwe, 1981-84 (32-1237)

Field Goals of 40 Yards or More

Game: 3, Bob Paulling vs. North Carolina, 11-6-1982; Nelson Welch vs. N.C. State, 10-29-1991; Mark Buchholz vs. Wake Forest, 11-10-2007; **Chandler Catanzaro vs. Troy, 9-3-2011**
Season: 10, Chris Gardocki, 1989
Career: 23, Chris Gardocki, 1988-90

Field Goals of 50 Yards or More

Game: 1 by many
Season: 3, Richard Jackson, 2009
Career: 5, Chris Gardocki, 1988-90; Donald Igwebuikwe, 1981-84

Average Field-Goal Attempt

Game: (Min. 3) 53.3 by Obed Ariri vs. Pittsburgh, 12-30-1977 (3-160)
Season: (Min. 10 att.) 45.4 by Obed Ariri, 1977 (20-908)
Career: (Min. 30 Att.) 41.7 by Donald Igwebuikwe, 1981-84 (43-1792)

Percentage of Field Goals Made of 40 Yards or More

Game: (Min. 3 Made) 100.0 by Bob Paulling vs. North Carolina, 11-6-1982 (3-3); by Mark Buchholz vs. Wake Forest, 11-10-2007 (3-3); **Chandler Catanzaro vs. Troy, 9-3-2011**
Season: (Min. 8 Made) 100.0 by Donald Igwebuikwe, 1984 (8-8) (Min. 10 Made) 81.8 by Nelson Welch, 1992 (9-11)
Career: (Min. 10 Made) 71.4 by **Chandler Catanzaro, 2010,11 (15-21)**

Miscellaneous

Snaps By an Offensive Lineman

Season: 1,044, Dalton Freeman, 2011
Career: 3,131, Landon Walker, 2008-11

Snaps By a Quarterback

Season: 997, **Tajh Boyd, 2011**
Career: 2,875, Charlie Whitehurst, 2002-05

Snaps By a Running Back

Season: 754, Andre Ellington, 2011
Career: 2,329, Raymond Priester, 1994-97

Snaps By a Wide Receiver

Season: 798, Rod Gardner, 1999
Career: 2,408, Aaron Kelly, 2005-08

Snaps By a Defensive Lineman

Season: 767, Malliciah Goodman, 2011
Career: 2,101, Khaleed Vaughn, 2000-03

Snaps By a Linebacker

Season: 864, Keith Adams, 1999
Career: 2,353, Chad Carson, 1998-01

Snaps By a Defensive Back

Season: 993, Coty Sensabaugh, 2011
Career: 2,760, Robert Carswell, 1997-00

* - ACC record; ^ - NCAA record

RECORDS BY CLASS



OVERVIEW
COACHES
UNIVERSITY
TRADITIONS
PLAYERS
REVIEW
OPPONENTS
RECORDS

Total Touchdowns

FY Freshman: 13 by **Sammy Watkins (2011)**
Freshman: 13 by **Sammy Watkins (2011)**
Sophomore: 17 by James Davis (2006)
Junior: 18 by Travis Zachery (2000)
Senior: 21 by C.J. Spiller (2009)

Rushing Yards

FY Freshman: 941 by Ronald Williams (1990)
Freshman: 973 by Terry Allen (1987)
Sophomore: 1322 by Raymond Priester (1995)
Junior: 1345 by Raymond Priester (1996)
Senior: 1258 by Terrence Flagler (1986)

Rushing Yards Per Game

FY Freshman: 85.6 by Ronald Williams (1990)
Freshman: 88.5 by Terry Allen (1987)
Sophomore: 110.2 by Raymond Priester (1995)
Junior: 112.1 by Raymond Priester (1996)
Senior: 106.4 by Cliff Austin (1982)

Note: Minimum 75 percent of games played.

Yards Per Carry

FY Freshman: 7.27 by C.J. Spiller (2006)
Freshman: 7.27 by C.J. Spiller (2006)
Sophomore: 7.39 by Billy Hair (1950)
Junior: 6.17 by Ray Mathews (1949)
Senior: 6.55 by Terrence Flagler (1986)

Note: Minimum 70 attempts.

Passing Yards

FY Freshman: 750 by Patrick Sapp (1992)
Freshman: 2526 by Kyle Parker (2009)
Sophomore: 3828 by **Tajh Boyd (2011)**
Junior: 2991 by Cullen Harper (2007)
Senior: 2578 by Woodrow Dantzler (2001)

Passing Efficiency

FY Freshman: 158.3 by Willie Jordan (1975)
Freshman: 158.3 by Willie Jordan (1975)
Sophomore: 154.6 by Harvey White (1957)
Junior: 146.0 by Mike Eppley (1983)
Senior: 143.1 by Mark Fellers (1974)

Note: Minimum 70 attempts.

Completion Percentage

FY Freshman: 54.7 by Willie Jordan (1975)
Freshman: 57.5 by Charlie Whitehurst (2002)
Sophomore: 61.9 by Charlie Whitehurst (2003)
Junior: 65.1 by Cullen Harper (2007)
Senior: 67.4 by Charlie Whitehurst (2005)

Note: Minimum 70 attempts.

Passing Touchdowns

FY Freshman: 5 by Willie Jordan (1975)
Freshman: 20 by Kyle Parker (2009)
Sophomore: 33 by **Tajh Boyd (2011)**
Junior: 27 by Cullen Harper (2007)
Senior: 21 by Woodrow Dantzler (2001)

Receptions

FY Freshman: 82 by **Sammy Watkins (2011)**
Freshman: 82 by **Sammy Watkins (2011)**
Sophomore: 72 by **DeAndre Hopkins (2011)**
Junior: 88 by Aaron Kelly (2007)
Senior: 70 by Tony Horne (1997)
70 by Kevin Youngblood (2003)

Receiving Yards

FY Freshman: 1219 by **Sammy Watkins (2011)**
Freshman: 1219 by **Sammy Watkins (2011)**
Sophomore: 978 by **DeAndre Hopkins (2011)**
Junior: 1084 by Rod Gardner (1999)
Senior: 1050 by Rod Gardner (2000)

Yards Per Reception

FY Freshman: 17.8 by Aitrese Currie (2001)
Freshman: 18.0 by Ray Williams (1983)
Sophomore: 27.1 by Ray Mathews (1948)
Junior: 32.1 by Gary Cooper (1988)
Senior: 30.7 by Whitey Jordan (1957)

Note: Minimum 10 receptions.

Receiving Touchdowns

FY Freshman: 12 by **Sammy Watkins (2011)**
Freshman: 12 by **Sammy Watkins (2011)**
Sophomore: 8 by Terrance Roulhac (1984)
Junior: 11 by Aaron Kelly (2007)
Senior: 8 by Perry Tuttle (1981), Tony Horne (1997)

Total Offense

FY Freshman: 951 by Willie Jordan (1975)
Freshman: 2661 by Kyle Parker (2010)
Sophomore: 4046 by **Tajh Boyd (2011)**
Junior: 2902 by Cullen Harper (2007)
Senior: 3639 by Woodrow Dantzler (2001)

Field Goals

FY Freshman: 19 by Chris Gardocki (1988)
Freshman: 19 by Chris Gardocki (1988), Nelson Welch (1991)
Sophomore: 22 by Chris Gardocki (1989), Nelson Welch (1992), Chandler Catanzaro (2011)
Junior: 24 by Jad Dean (2005)
Senior: 23 by Obed Ariri (1980)

Points

FY Freshman: 78 by **Sammy Watkins (2011)**
Freshman: 88 by Nelson Welch (1991)
Sophomore: 118 by **Chandler Catanzaro (2011)**
Junior: 114 by Mark Buchholz (2007)
Senior: 128 by C.J. Spiller (2009)

Punt Return Yards

FY Freshman: 362 by Darnell Stephens (1991)
Freshman: 362 by Darnell Stephens (1991)
Sophomore: 377 by Derrick Hamilton (2002)
Junior: 487 by Shad Bryant (1938)
Senior: 332 by Tony Horne (1997)

Punt Return Average

FY Freshman: 12.5 by Darnell Stephens (1991)
Freshman: 12.5 by Darnell Stephens (1991)
Sophomore: 13.8 by Andre Humphrey (1993)
Junior: 18.0 by Shad Bryant (1938)
Senior: 16.9 by Bobby Gage (1948)

Note: Minimum 10 attempts.

Kickoff Return Yards

FY Freshman: 826 by **Sammy Watkins (2011)**
Freshman: 826 by **Sammy Watkins (2011)**
Sophomore: 696 by Derrick Hamilton (2002)
Junior: 661 by Justin Miller (2004)
Senior: 755 by C.J. Spiller (2009)

Kickoff Return Average

FY Freshman: 35.1 by Justin Miller (2002)
Freshman: 35.1 by Justin Miller (2002)
Sophomore: 29.1 by Joe Henderson (1987)
Junior: 34.5 by Derrick Hamilton (2003)
Senior: 32.8 by C.J. Spiller (2009)

Note: Minimum 10 attempts.

All-Purpose Yards

FY Freshman: 2288 by **Sammy Watkins (2011)**
Freshman: 2288 by **Sammy Watkins (2011)**
Sophomore: 1883 by Derrick Hamilton (2002)
Junior: 1770 by C.J. Spiller (2008)
Senior: 2680 by C.J. Spiller (2009)

Tackles

FY Freshman: 150 by Anthony Simmons (1995)
Freshman: 150 by Anthony Simmons (1995)

Sophomore: 186 by Keith Adams (1999)
Junior: 170 by Bubba Brown (1978)
Senior: 175 by Jeff Davis (1981)

Sacks

FY Freshman: 4 by William Perry (1981), Ricky Sapp (2006)
Freshman: 7 by Michael Dean Perry (1984), Chester McGlockton (1989)
Sophomore: 16 by Keith Adams (1999)
Junior: 15.5 by Da'Quan Bowers (2010)
Senior: 12.5 by Gaines Adams (2006)

Tackles For Loss

FY Freshman: 11 by Anthony Simmons (1995)
Freshman: 15 by Michael Dean Perry (1984)
Sophomore: 35 by Keith Adams (1999)
Junior: 27 by Leroy Hill (2003)
Senior: 27 by William Perry (1984), Rob Bodine (1991)

Interceptions

FY Freshman: 8 by Robert O'Neal (1989), Justin Miller (2002)
Freshman: 8 by Robert O'Neal (1989), Justin Miller (2002)
Sophomore: 6 by Fred Knoebel (1950)
Junior: 8 by DeAndre McDaniel (2009)
Senior: 6 by many (5)

Pass Breakups

FY Freshman: 9 by Robert O'Neal (1989), Justin Miller (2002)
Freshman: 10 by Alex Ardley (1998)
Sophomore: 13 by James Lott (1987), Justin Miller (2003)
Junior: 21 by Tye Hill (2004)
Senior: 17 by Dextra Polite (1999)

Passes Defended

FY Freshman: 17 by Robert O'Neal (1989), Justin Miller (2002)
Freshman: 17 by Robert O'Neal (1989), Justin Miller (2002)
Sophomore: 17 by James Lott (1987)
Junior: 21 by Tye Hill (2004)
Senior: 21 by Dextra Polite (1999)

Note: Interceptions + PBUs.

Interception Returns Yards

FY Freshman: 96 by Robert O'Neal (1989)
Freshman: 96 by Robert O'Neal (1989)
Sophomore: 109 by Rex Varn (1977)
Junior: 156 by Don Kelley (1970)
Senior: 128 by Johnny Rember (1982)

Punting Average

FY Freshman: 43.4 by Dale Hatcher (1981)
Freshman: 43.4 by Dale Hatcher (1981)
Sophomore: 43.0 by Chris Gardocki (1989)
Junior: 44.5 by Chris Gardocki (1990)
Senior: 43.7 by Dale Hatcher (1984)

Snaps

Freshman: 738 by Glenn Rountree (1994)
Sophomore: 997 by **Tajh Boyd (2011)**
Junior: 1044 by **Dalton Freeman (2011)**
Senior: 1033 by Landon Walker (2011)

FY - first-year



JOHNNY REMBERT HAD 128 INTERCEPTION RETURN YARDS IN THE 1982 SEASON, THE MOST IN TIGER HISTORY BY A SENIOR.

CLEMSONTIGERS.COM



OFFENSIVE TEAM RECORDS

- OVERVIEW
- COACHES
- UNIVERSITY
- TRADITIONS
- PLAYERS
- REVIEW
- OPPONENTS
- RECORDS

Team	
Wins	
Season:	12 in 1981
Home:	7 in 1987, 2011
Road:	5, many years (last in 1995)
Conference:	6, many years (last in 2011)
By 1-7 Points:	6 in 1948
By a Class:	40 by seniors of 1990
Win % By Class:	83.3 (40-8), seniors of 1990

Total Offense	
Plays	
Game:	98 vs. Maryland, 11-14-1992 (55 pass, 43 rush)
Season:	1,055, 2011
Per Game:	78.8, 1978 (946 in 12 games)
Yards	
Game:	756 vs. Wake Forest, 10-31-1981
Season:	6,171, 2011
Per Game:	440.8, 2011 (6,171 in 14 games)
400-Yard Games:	10, 2011
500-Yard Games:	4, 2001, 2011

Yards Per Play	
Game:	10.66 vs. Presbyterian College, 9-22-1945 (56-597)
Season:	6.50, 2006 (822-5342)

Rushing	
Carries	
Game:	78 vs. Duke, 10-20-1979
Season:	741, 1978
Per Game:	61.8, 1978 (741 in 12 games)
Rushing Yards	
Game:	615 vs. Georgia Tech, 10-17-1903
Modern Record:	536 vs. Wake Forest, 10-31-1981
Season:	3,469, 1978
Per Game:	289.1, 1978 (3,469 in 12 games)
200-Yard Games:	11, 1978, 1986
300-Yard Games:	5, 1978

Yards Per Carry	
Game:	10.32 vs. Presbyterian College, 9-22-1945 (50-516)
Season:	5.72, 2006 (495-2832)

Passing	
Most Attempts	
Game:	67 vs. Virginia Tech, 10-6-2007
Season:	525, 2011
Per Game:	37.7, 2003 (490 in 13 games)
Fewest Attempts	
Game:	0 vs. South Carolina, 10-25-1956
Season:	65, 1938
Per Game:	7.22, 1938 (65 in 9 games)

Most Completions	
Game:	38 vs. Virginia Tech, 10-6-2007
Season:	311, 2011
Per Game:	23.4, 2007 (281 in 12 games)

Fewest Completions	
Game:	0 vs. many (last vs. Virginia Tech, 11-3-1956)
Season:	21, 1944
Per Game:	2.33, 1944 (21 in 9 games)

Yards Per Attempt	
Game (min 15):	18.2 vs. Duke, 10-19-1963 (20-364)
Season:	9.8, 1950 (126-1233)

Yards Per Completion	
Game (min 10):	25.5 vs. Furman, 11-8-1947 (11-280)
Season:	23.3, 1950 (53-1233)

Lowest Interception Percentage	
Game:	0.00 vs. Duke, 11-2-2002 (54 attempts)
Season:	1.32, 2007 (6-455)
Per Game:	0.33, 1988 (4 in 12 games)

Most Passing Yards	
Game:	420 vs. Duke, 11-2-2002
Season:	3,952, 2011

Per Game:	283.6, 2003 (3,687 in 13 games)
200-Yard Games:	13, 2011
300-Yard Games:	7, 2011

Fewest Passing Yards	
Game:	0 vs. many, last vs. Virginia Tech, 11-3-1956
Season:	346*, 1956
Per Game:	31.45*, 1956 (346 in 11 games)

Completion Percentage	
Game (min 15 att):	88.2 vs. The Citadel, 9-16-1978 (15-17)
Game (min 20 att):	85.2 vs. N.C. State, 2001 (23-27); Central Michigan, 2007 (23-27)
Season:	65.8, 2005 (248-377)

Passing Efficiency	
Game (min 15 att):	262.9 vs. Furman, 9-15-2007 (18-22-317-0-4)
Season:	148.2, 1950 (53-126-1233-8-14)

Passes Had Intercepted	
Game:	7 vs. South Carolina, 10-25-1945
Season:	24, 1969
Per Game:	2.40, 1969 (24 in 10 games)

Scoring	
Touchdowns	
Game:	12 vs. Wake Forest, 10-31-1981
Season:	58, 2011
Per Game:	4.8, 1950 (48 in 10 games)

Touchdowns Rushing	
Game:	11 vs. Presbyterian College, 9-25-1948
Season:	39, 1978
Per Game:	3.5, 1950 (35 in 10 games)

Touchdowns Passing	
Game:	6 vs. Central Michigan, 10-20-2007
Season:	33, 2011
Per Game:	2.36, 2011 (33 in 14 games)

Touchdowns By Return	
Game:	3 vs. Georgia, 11-7-1914 (3 PR)
Modern:	2 vs. many, last vs. North Carolina, 10-22-2011 (1 IR, 1 FR)
Season:	7, 1990 (4 INT, 2 KOR, 1 FR); 2009 (4 KOR, 2 PR, 1 IR)
Per Game:	0.58, 1990 (7 in 12 games)

Touchdowns By Punt Returns	
Game:	3 vs. Georgia, 11-7-1914
Season:	3, 1914 (modern mark - 2 in 1938, 48, 54, 70, 87, 09)
Per Game:	0.22, 1938 (2 in 9 games)

Touchdowns By Kickoff Returns	
Game:	2 vs. Florida State, 9-25-2004
Season:	4, 2009
Per Game:	0.29, 2009 (4 in 14 games)

Touchdowns By Interception Returns	
Game:	2 vs. Wake Forest, 10-12-1940
Season:	4, 1990
Per Game:	0.33, 1940 (3 in 9 games); 1990 (4 in 12 games)



CULLEN HARPER WAS A PRIMARY REASON CLEMSON SET A SCHOOL RECORD WITH A 262.9 PASSING EFFICIENCY AGAINST FURMAN IN 2007.

Touchdowns By Fumble Returns	
Game:	1 vs. many
Season:	2, 1996, 1998, 2006

Points	
Game:	122 vs. Guilford, 10-5-1901
Season:	470, 2011
Per Game:	37.0, 1900 (222 in 6 games)
Modern Record:	34.7, 2000 (416 in 12 games)

Scoring Margin	
Game:	+122 (122-0) vs. Guilford, 10-5-1901
Season/Game:	+35.3 in 1900
Modern Record:	+26.7 in 1950

Field Goals	
Game:	6 vs. Texas A&M, 9-3-2005; Boston College, 9-19-2009
Season:	24, 2005
Per Game:	2.09, 1980 (23 in 11 games)

Field Goal Attempts	
Game:	6 vs. Georgia, 9-17-1983; N.C. State, 10-26-1991; Maryland, 11-14-1992; Texas A&M, 9-3-2005; N.C. State, 9-22-2007; Boston College, 9-19-2009
Season:	36, 2007
Per Game:	2.77, 2007 (36 in 13 games)

Field Goal Percentage	
Game:	100.0 vs. Texas A&M, 9-3-2005 (6-6); Boston College, 9-19-2009 (6-6)
Season:	94.4, 1984 (17-18)

Extra Points Made	
Game:	10 vs. Presbyterian College, 9-22-1945; Wake Forest, 10-31-1981; Central Michigan, 10-20-2007
Season:	52, 2011

Extra Points Attempted	
Game:	12 vs. Wake Forest, 10-31-1981
Season:	55, 2000

Extra Point Percentage	
Game:	100.0 vs. many
Season:	100.0, 2007 (50-50)

Special Teams	
Punts	
Game:	18 vs. Furman, 11-24-1932
Season:	91, 1939
Per Game:	10.0, 1945 (90 in 9 games)

Punting Yards	
Game:	546 vs. Virginia Tech, 9-12-1988
Season:	3,731, 1939
Per Game:	373.1, 1939 (3,731 in 10 games)

Punting Average	
Game (min. 3):	56.7* vs. Wake Forest, 11-1-1986 (3-170)
Season:	44.0, 1984 (56-2463)

Punt Returns	
Game:	11 vs. George Washington, 10-31-1941; Georgia Tech*, 9-26-1987
Season:	53, 1945, 1987
Per Game:	5.77, 1941 (52 in 9 games)

Punt Return Yards	
Game:	227* vs. Georgia Tech, 9-26-1987
Season:	720, 1987
Per Game:	64.8, 1938 (584 in 9 games)

Punt Return Average	
Game (min 3):	41.8* vs. Maryland, 10-31-1970 (4-167)
Season:	17.1, 1948 (37-634)

Kickoff Returns	
Game:	10 vs. Georgia Tech, 9-30-1944; West Virginia, 1-4-2012
Season:	63, 2011
Per Game:	6.33, 1946 (57 in 9 games)

Kickoff Return Yards	
Game:	286 vs. Florida State, 9-25-2004
Season:	1,405, 2011
Per Game:	107.9, 1970 (1,187 in 11 games)

Kickoff Return Average	
Game (min 3):	55.7 vs. Duke, 11-3-2007 (3-167)
Season:	27.7, 2003 (29-803)

OFFENSIVE TEAM RECORDS

Miscellaneous

Third-Down Conversion Percentage

Game: 100.0 vs. Wake Forest, 10-31-1981 (12-12)
Season: 51.6, 1978 (99-192)

First Downs

Game: 35 vs. Wake Forest, 10-31-1981; Central Michigan, 10-20-2007
Season: 315, 2011
Per Game: 23.5, 2001 (282 in 12 games)

First Downs Rushing

Game: 27 vs. Presbyterian College, 9-21-1957; Wake Forest, 10-31-1981
Season: 192, 1978
Per Game: 16.0, 1978 (192 in 12 games)

First Downs Passing

Game: 19 vs. Duke, 11-2-2002; Virginia Tech, 10-6-2007; Auburn, 9-17-2011; Wake Forest, 11-12-2011
Season: 182, 2011
Per Game: 13.0, 2011 (182 in 14 games)

Penalties

Game: 20 vs. N.C. State, 10-13-2001
Season: 104, 1987, 2000
Per Game: 8.67, 1987, 2000 (104 in 12 games)

Penalty Yards

Game: 181 vs. N.C. State, 10-13-2001
Season: 962, 2000
Per Game: 80.2, 2000

Time of Possession

Game: 42:58 vs. North Carolina, 11-7-1992
Season: 410:57, 1989 (12 games)
Per Game: 34:15, 1989 (410:57 in 12 games)

Fewest Turnovers

Game: 0 vs. many
Season: 8, 1940
Per Game: 0.89, 1940 (8 in 9 games)

Turnover Margin

Game: +7 vs. Duke, 10-19-1968; vs. Georgia, 9-19-1981
Season: +23, 1989 (15-38 in 12 games)
Per Game: +2.11, 1940 (+19 in 9 games)

Most Fumbles

Game: 14 vs. Presbyterian College, 9-19-1953
Season: 49, 1963
Per Game: 4.9, 1963 (49 in 10 games)

Fewest Fumbles

Game: 0 vs. many teams
Season: 13, 1938
Per Game: 1.44, 1938 (13 in 9 games)

Most Fumbles Lost

Game: 5 vs. many teams
Season: 26, 1963, 1975
Per Game: 2.6, 1963 (26 in 10 games)

Fewest Fumbles Lost

Game: 0 vs. many teams
Season: 2*, 1994
Per Game: 0.18*, 1994 (2 in 11 games)

* - ACC record

DEFENSIVE TEAM RECORDS

Total Defense

Plays

Game: 29 vs. Furman, 1939
Season: 462, 1943
Per Game: 52.0, 1940 (468 in 9 games)

Yards

Game: -12 vs. Furman, 1948
Season: 1,575, 1939
Per Game: 157.5, 1939 (1,575 in 10 games)

Yards Per Play

Game: -0.34 vs. Furman, 1948
Season: 3.03, 1939

Rushing

Carries

Game: 14 vs. Presbyterian College, 1941
Season: 334, 1941
Per Game: 32.8, 1986 (394 in 12 games)

Rushing Yards

Game: -29 vs. Furman, 1996
Season: 733, 1991
Per Game: 61.1, 1991 (733 in 12 games)

Yards Per Carry

Game: -1.48 vs. Furman, 1941
Season: 1.82, 1991 (402-733)

Passing

Passing Attempts

Game: 0 vs. many
Season: 105, 1938
Per Game: 10.9, 1939 (109 in 10 games)

Completions

Game: 0 vs. many (last vs. Rice, 1959)
Season: 32, 1939
Per Game: 3.2, 1939 (32 in 10 games)

Passing Yards

Game: 0 vs. many (last vs. Rice, 1959)
Season: 449, 1939

Completion Percentage

Game: 0.0 vs. Rice, 1959 (0-13)
Season: 29.4, 1939

Interceptions

Game: 6 vs. South Carolina, 1971; N.C. State, 1995
Season: 25, 1951
Per Game: 2.50, 1951 (25 in 10 games)

Interception Return Yards

Game: 143 vs. Maryland, 1970
Season: 368, 2008
Per Game: 36.1, 1951 (361 in 10 games)

Special Teams

Kickoff Return Yards

Game: 0 vs. many
Season: 346, 1976

Kickoff Return Yards Per Attempt

Game: 0.0 vs. many
Season: 14.7, 1952

Punt Return Yards

Game: -4 vs. Furman, 2007; Central Michigan, 2007
Season: 63, 1957

Punt Return Yards Per Attempt

Game: -4.0 vs. Furman, 2007; Central Michigan, 2007
Season: 2.7, 1977 (24-65)

Blocked Punts

Game: 3 vs. Auburn, 1998
Season: 5, 1944

Blocked Kicks

Game: 3 vs. Georgia, 1995; Auburn, 1998
Season: 8, 1995

Scoring

Points

Game: 0 vs. many
Season: 45, 1939
Per Game: 4.5, 1939 (45 in 10 games)

Shutouts

Season: 7, 1928
Consecutive: 6, 1928

Touchdowns

Game: 0 vs. many
Season: 6, 1939
Per Game: 0.6, 1939 (6 in 10 games)

Rushing Touchdowns

Game: 0 vs. many
Season: 5, 1938, 1939, 1979, 1981
Per Game: 0.42, 1979, 1981 (5 in 12 games)

Passing Touchdowns

Game: 0 vs. many
Season: 0, 1951

Miscellaneous

Sacks

Game: 12 vs. Furman, 1996
Season: 47, 1999 (326 yards)
Per Game: 4.18, 1992 (46 in 11 games)

Pass Breakups

Game: 18 vs. The Citadel, 1986
Season: 96, 1989
Per Game: 8.0, 1989 (96 in 12 games)

Recovered Fumbles

Game: 6 vs. Duke, 1965
Season: 21, 1956
Per Game: 1.91, 1956 (21 in 11 games)

Fumble Returns

Game: 1 vs. many
Season: 6, 1996, 2006

Fumble Return Yards

Game: 93 vs. Virginia, 1998
Season: 125, 2006

First Downs

Game: 0 vs. The Citadel, 1948
Season: 80, 1939
Per Game: 8.0, 1939 (80 in 10 games)

Tackles For Loss

Game: 19 vs. N.C. State, 1987
Season: 119, 1991
Per Game: 10.2, 2004 (112 in 11 games)

Turnovers

Game: 9 vs. Georgia, 1981
Season: 41, 1981
Per Game: 3.42, 1981 (41 in 12 games)



- OVERVIEW
- COACHES
- UNIVERSITY
- TRADITIONS
- PLAYERS
- REVIEW
- OPPONENTS
- RECORDS



SINGLE-GAME TEAM BESTS

- OVERVIEW
- COACHES
- UNIVERSITY
- TRADITIONS
- PLAYERS
- REVIEW
- OPPONENTS
- RECORDS

Most Rushing Yards By Clemson

Yds	Site - Opponent (Score CU-Opp.)	Date
615	a - Georgia Tech (73-0)	10-17-1903
536	h - Wake Forest (82-24)	10-31-1981
516	h - Presbyterian College (76-0)	9-22-1945
448	h - Furman (41-0)	11-6-1948
440	h - Tennessee-Chattanooga (54-3)	10-3-1992
439	h - Presbyterian College (66-0)	9-21-1957
436	h - Presbyterian College (55-0)	9-23-1950
436	h - Wake Forest (55-7)	9-16-2000
434	a - Furman (40-20)	11-26-1955
433	h - South Carolina (39-21)	11-23-1974
433	h - Duke (34-17)	11-11-1995

Most Rushing Yards By Opponent

Yds	Site - Opponent (Score CU-Opp.)	Date
478	a - Tulane (20-36)	11-18-1944
475	a - Oklahoma (3-52)	9-30-1972
458	a - South Carolina (20-56)	11-22-1975
444	a - Wake Forest (20-36)	10-17-1970
437	a - Alabama (0-56)	9-20-1975
434	a - Texas A&M (0-24)	9-14-1974
409	h - N.C. State (7-45)	10-25-1975
406	a - Maryland (23-41)	11-17-1984

Most Rushing Yards By Both Teams

Yds	Teams & Yards	Site - (Score CU-Opp.)	Date
707	CU 397, South Carolina 310	h - (41-23)	11-25-1978
697	CU 433, South Carolina 264	h - (39-21)	11-23-1974
690	CU 232, South Carolina 458	a - (20-56)	11-22-1975
671	CU 283, N.C. State 388	a - (21-38)	10-23-1976
656	CU 323, Georgia Tech 333	N1 - (34-39)	12-5-2009
653	CU 390, North Carolina 263	h - (43-32)	11-9-1974
635	CU 160, Oklahoma 475	a - (3-52)	9-30-1972
633	CU 398, Presbyterian College 235	h - (69-7)	9-17-1949
629	CU 300, North Carolina 329	h - (23-27)	11-6-1976
624	CU 536, Wake Forest 88	h - (82-24)	10-31-1981
N1 - Tampa, FL (ACC Championship Game)			

Fewest Rushing Yards By Clemson

Yds	Site - Opponent (Score CU-Opp.)	Date
-15	a - Boston College (7-14)	10-10-1942
-1	a - Boston College (22-32)	9-26-1947
0	N1 - Alabama (10-34)	8-30-2008
3	a - North Carolina (0-24)	11-6-1993
4	N2 - Nebraska (21-26)	1-1-2009
6	h - Wake Forest (14-16)	10-4-1947
8	a - South Carolina (6-33)	10-21-1943
8	h - Virginia Tech (23-41)	10-6-2007
10	a - Maryland (7-21)	10-4-2003
17	a - Virginia Tech (11-31)	9-23-1999
N1 - Atlanta, GA; N2 - Jacksonville, FL (Gator Bowl)		

Fewest Rushing Yards By Opponent

Yds	Site - Opponent (Score CU-Opp.)	Date
-29	h - Furman (19-3)	9-7-1996
-21	a - Furman (34-6)	11-22-1941
-20	h - Utah State (35-6)	10-16-2004
-17	h - Furman (41-0)	11-6-1948
-16	h - Long Beach State (59-0)	9-1-1990
-14	h - Kentucky (24-6)	10-2-1982
-11	a - Furman (14-3)	11-25-1939
-10	h - S.C. State (54-0)	9-20-2008
-9	h - Auburn (34-18)	11-22-1947
-6	a - North Carolina (35-3)	11-4-1989

Fewest Rushing Yards By Both Teams

Yds	Teams & Yards	Site - (Score CU-Opp.)	Date
72	CU 41, Florida State 31	h - (28-35)	9-20-1997
86	CU 56, Virginia 30	a - (13-3)	11-22-2008
107	CU 47, Boston College 60	h - (17-20)	11-17-2007
109	CU 46, N.C. State 63	h - (14-13)	11-6-2010
119	CU 46, South Carolina 73	a - (8-13)	10-21-1954
119	CU 36, Maryland 83	h - (10-7)	10-23-2004
121	CU 56, Virginia Military 65	N1 - (0-0)	9-26-1942
128	CU 99, Florida State 29	h - (35-30)	9-24-2011
129	CU 67, Baylor 62	N2 - (18-24)	12-31-1979
129	CU 4, Nebraska 125	N3 - (21-26)	1-1-2009
N1 - Lynchburg, VA; N2 - Atlanta, GA (Peach Bowl); N3 - Jacksonville, FL (Gator Bowl)			

Most Passing Yards By Clemson

Yds	(C-A)	Site - Opponent (Score CU-Opp.)	Date
420	(34-52)	a - Duke (34-31)	11-2-2002
386	(30-42)	h - Auburn (38-24)	9-27-2011
373	(28-48)	h - North Carolina (59-38)	10-22-2011
372	(38-67)	h - Virginia Tech (23-41)	10-6-2007
364	(13-20)	a - Duke (30-35)	10-19-1963
359	(22-33)	h - Temple (37-7)	10-22-2005



RAYMOND PRIESTER HAD 263 OF CLEMSON'S 433 RUSHING YARDS AGAINST DUKE IN 1995.

350	(21-39)	h - Wake Forest (19-29)	9-26-1998
344	(28-43)	h - Duke (40-7)	11-15-2003
344	(22-35)	h - Florida State (35-30)	9-24-2011
343	(24-32)	h - Virginia (33-14)	9-11-1999
343	(35-57)	a - Wake Forest (17-45)	11-1-2003
343	(25-40)	a - Boston College (33-34^^)	9-9-2006
343	(27-44)	h - Wake Forest (31-28)	11-12-2011

Most Passing Yards By Opponent

Yds	(C-A)	Site - Opponent (Score CU-Opp.)	Date
521	(27-43)	a - Florida State (7-54)	11-4-2000
464	(39-52)	N4 - Texas Tech (15-55)	12-23-2002
454	(35-57)	h - Georgia Tech (28-31)	10-28-2000
442	(29-37)	a - Florida State (0-57)	9-11-1993
418	(27-41)	a - Maryland (23-53)	11-14-1992
407	(32-46)	N5 - West Virginia (33-70)	1-4-2012
401	(29-59)	N3 - Louisiana Tech (49-24)	12-31-2001
395	(30-54)	a - N.C. State (43-22)	9-30-1995
387	(23-37)	N1 - Pittsburgh (3-34)	12-30-1977
385	(23-48)	N2 - Duke (33-21)	11-30-1991
N1 - Jacksonville, FL (Gator Bowl); N2 - Tokyo, Japan; N3 - Boise, ID (Humanitarian Bowl); N4 - Orlando, FL (Tangerine Bowl); N5 - Miami Gardens, FL (Orange Bowl)			

Most Passing Yards By Both Teams

Yds	Teams & Yards	Site - (Score CU-Opp.)	Date
783	CU 319, Texas Tech 464	N1 - (15-55)	12-23-2002
730	CU 420, Duke 310	a - (34-31)	11-2-2002
703	CU 329, N.C. State 374	h - (39-46)	10-31-1998
691	CU 273, Maryland 418	a - (23-53)	11-14-1992
689	CU 373, North Carolina 316	h - (59-38)	10-22-2011
688	CU 167, Florida State 521	a - (7-54)	11-7-2000
680	CU 344, Florida State 336	h - (35-30)	9-24-2011
678	CU 359, Temple 319	h - (37-7)	10-22-2005
676	CU 275, Louisiana Tech 401	N2 - (49-24)	12-31-2001
669	CU 227, Florida State 442	a - (0-57)	9-11-1993
N1 - Orlando, FL (Tangerine Bowl); N2 - Boise, ID (Humanitarian Bowl)			

Fewest Passing Yards By Clemson

Yds	(C-A)	Site - Opponent (Score CU-Opp.)	Date
-1	(1-6)	a - Maryland (6-6)	11-10-1956
0	(0-3)	N1 - George Washington (27-0)	11-5-1938
0	(0-4)	h - Presbyterian College (32-13)	9-19-1942
0	(0-2)	a - South Carolina (6-33)	10-21-1943
0	(0-2)	a - South Carolina (20-13)	10-19-1944
0	(0-8)	a - South Carolina (0-6)	10-23-1952
0	(0-6)	a - Fordham (12-12)	11-8-1952
0	(0-5)	h - Presbyterian College (33-7)	9-19-1953
0	(0-0)	a - South Carolina (7-0)	10-25-1956
0	(0-2)	h - Virginia Tech (21-6)	11-3-1956
N1 - Greenville, SC			

Fewest Passing Yards By Opponent

Yds	(C-A)	Site - Opponent (Score CU-Opp.)	Date
0	(0-10)	h - Presbyterian College (26-0)	9-17-1938
0	(0-0)	a - Wake Forest (7-0)	10-28-1938
0	(0-7)	a - George Washington (19-0)	10-31-1941
0	(0-4)	a - Miami (FL) (6-7)	11-2-1945
0	(0-7)	a - The Citadel (20-0)	12-4-1948
0	(0-2)	h - Presbyterian College (69-7)	9-17-1949
0	(0-9)	a - South Carolina (14-14)	10-19-1950
0	(1-9)	a - Virginia (20-7)	9-24-1955
0	(0-13)	a - Rice (19-0)	10-31-1959

Fewest Passing Yards By Both Teams

Yds	Teams & Yards	Site - (Score CU-Opp.)	Date
4	CU 4, George Washington 0	a - (19-0)	10-31-1941
11	CU -1, Maryland 12	a - (6-6)	11-10-1956
27	CU 0, South Carolina 27	a - (20-13)	10-19-1944
33	CU 27, Furman 6	a - (14-3)	11-25-1939
33	CU 12, Presbyterian College 21	h - (34-0)	9-25-1944
34	CU 34, Rice 0	a - (19-0)	10-31-1959
39	CU 10, Tulane 29	a - (0-13)	11-2-1940
39	CU 39, Virginia 0	a - (20-7)	9-24-1955
40	CU 0, Virginia Tech 40	h - (21-6)	11-3-1956
42	CU 39, George Washington 3	h - (0-7)	11-7-1942

Passing Attempts By Clemson

Att.	Com.	Site - Opponent (Score CU-Opp.)	Date
67	38	h - Virginia Tech (23-41)	10-6-2007
57	35	a - Wake Forest (17-45)	11-1-2003
56	25	N1 - Mississippi State (7-17)	12-30-1999
56	25	N2 - Texas Tech (15-55)	12-23-2002
55	25	a - Maryland (23-53)	11-14-1992
55	31	h - Miami (FL) (30-36^^^)	9-17-2005
54	21	h - N.C. State (28-30)	10-24-1987
52	34	a - Duke (34-31)	11-2-2002
48	25	a - Florida State (13-38)	11-7-1970
48	28	h - North Carolina (59-38)	10-22-2011
N1 - Atlanta, GA (Peach Bowl); N2 - Orlando, FL (Tangerine Bowl)			

Passing Attempts By Opponent

Att.	Com.	Site - Opponent (Score CU-Opp.)	Date
59	29	N1 - Louisiana Tech (49-24)	12-31-2001
58	24	h - The Citadel (24-0)	10-4-1986
57	35	h - Georgia Tech (28-31)	10-28-2000
57	24	h - Duke (59-31)	12-1-2001
56	28	a - Wake Forest (35-33)	11-1-1980
56	30	h - N.C. State (30-10)	10-21-1989
56	31	N3 - Tennessee (27-14)	1-2-2004
54	30	a - N.C. State (43-22)	9-30-1995
53	34	a - Duke (38-31)	10-15-1983
52	39	N2 - Texas Tech (15-55)	12-23-2002
52	27	h - Florida State (26-10)	11-8-2003
N1 - Boise, ID (Humanitarian Bowl); N2 - Orlando, FL (Tangerine Bowl); N3 - Atlanta, GA (Peach Bowl)			

Completions By Clemson

Co.	Att.	Site - Opponent (Score CU-Opp.)	Date
38	67	h - Virginia Tech (23-41)	10-6-2007
35	57	a - Wake Forest (17-45)	11-1-2003
34	52	a - Duke (34-31)	11-2-2002
31	55	h - Miami (FL) (30-36^^^)	9-17-2005
30	42	h - Auburn (38-24)	9-17-2011
28	44	a - Virginia Tech (11-31)	9-23-1999
28	45	h - Virginia (30-27^)	10-11-2003
28	45	h - Duke (40-7)	11-15-2003
28	42	a - Wake Forest (27-31)	10-1-2005
28	39	a - South Carolina (23-21)	11-24-2007
28	44	a - Florida State (13-16)	11-13-2010
28	48	h - North Carolina (59-38)	10-22-2011

Completions By Opponent

Co.	Att.	Site - Opponent (Score CU-Opp.)	Date
39	52	N1 - Texas Tech (15-55)	12-23-2002
35	57	h - Georgia Tech (28-31)	10-28-2000
34	53	a - Duke (38-31)	10-15-1983
33	48	h - Virginia (30-27^)	10-11-2003
32	46	N3 - West Virginia (33-70)	1-4-2012
31	47	a - Rice (10-29)	9-23-1972
31	56	N2 - Tennessee (27-14)	1-2-2004
31	47	h - Boston College (17-20)	11-17-2007
30	49	a - Virginia (31-17)	10-11-1986
30	56	h - N.C. State (30-10)	10-21-1989
30	54	a - N.C. State (43-22)	9-30-1995
30	45	a - South Carolina (38-17)	11-18-1995
N1 - Orlando, FL (Tangerine Bowl); N2 - Atlanta, GA (Peach Bowl); N3 - Miami Gardens, FL (Orange Bowl)			

SINGLE-GAME TEAM BESTS



OVERVIEW
COACHES
UNIVERSITY
TRADITIONS
PLAYERS
REVIEW
OPPONENTS
RECORDS

Completion Percentage By Clemson

Pct.	C-A	Site - Opponent (Score CU-Opp.)	Date
88.2	(15-17)	h - The Citadel (58-3)	9-16-1978
86.7	(13-15)	a - South Carolina (41-24)	11-23-1991
85.2	(23-27)	a - N.C. State (45-37)	10-13-2001
85.2	(23-27)	h - Central Michigan (70-14)	10-20-2007
82.1	(23-28)	h - Middle Tennessee (37-14)	9-13-2003
81.8	(18-22)	a - Maryland (28-24)	9-10-2005
81.8	(18-22)	h - Furman (38-10)	9-15-2007
80.0	(12-15)	a - Duke (21-15)	10-18-1975
80.0	(12-15)	a - South Carolina (47-21)	11-22-1997
80.0	(12-15)	h - Furman (33-0)	9-5-1998

Note: Minimum 15 attempts.

Completion Percentage By Opponent

Pct.	C-A	Site - Opponent (Score CU-Opp.)	Date
84.6	(22-26)	a - N.C. State (24-17)	10-20-1990
80.0	(20-25)	a - Wake Forest (27-31)	10-1-2005
79.2	(19-24)	a - Wake Forest (27-17)	10-7-2006
78.4	(29-37)	a - Florida State (0-57)	9-11-1993
77.8	(14-18)	h - North Carolina (3-38)	10-20-2001
77.3	(17-22)	h - N.C. State (12-29)	9-10-1994
75.0	(18-24)	a - Georgia Tech (21-29)	10-29-1973
75.0	(39-52)	N1 - Texas Tech (15-55)	12-23-2002
73.3	(22-30)	a - Georgia Tech (42-45)	11-13-1999
73.3	(22-30)	N2 - Alabama (10-34)	8-30-2008

N1 - Orlando, FL (Tangerine Bowl); N2 - Atlanta, GA; Note: Minimum 15 attempts.

Passing Efficiency By Clemson

Eff.	Opponent	Site	Date	C-A-Yds-I-TD
262.9	Furman	h	9-15-2007	18-22-317-0-4
249.1	Central Michigan	h	10-20-2007	23-27-315-1-6
241.1	North Carolina	a	11-9-2002	12-20-274-0-4
237.7	N.C. State	a	10-13-2001	23-27-333-0-4
235.4	Virginia	h	10-8-1983	12-19-199-0-2
235.0	Virginia	h	9-24-1966	13-21-315-0-3
233.9	South Carolina	a	11-22-1997	12-15-157-0-3
232.4	Maryland	h	11-12-1983	11-16-194-0-3
228.7	The Citadel	h	9-16-1978	15-17-245-0-1
224.7	South Carolina	a	11-23-1991	13-15-231-1-1

Note: Minimum 15 attempts.

Plays By Clemson

PL	R	P	Site - Opponent (Score CU-Opp.)	Date
98	43	55	a - Maryland (23-53)	11-14-1992
96	77	19	a - Wake Forest (56-3)	11-4-1978
95	65	30	h - N.C. State (34-27)	10-7-2000
93	63	30	a - Furman (56-3)	11-28-1959
92	69	23	h - North Carolina (40-7)	11-7-1992
92	50	42	h - Auburn (38-24)	9-17-2011
91	46	45	h - Virginia (30-27 ^A)	10-11-2003
90	70	20	h - Furman (28-0)	9-19-1964
90	63	27	a - Georgia (16-20)	9-20-1980
90	34	56	N1 - Mississippi State (7-17)	12-30-1999
90	23	67	h - Virginia Tech (23-41)	10-6-2007

N1 - Atlanta, GA (Peach Bowl)

Plays By Opponent

PL	R	P	Site - Opponent (Score CU-Opp.)	Date
99	62	37	h - South Carolina (3-7)	11-23-1968
97	74	23	h - North Carolina (7-42)	11-14-1970
97	40	57	h - Georgia Tech (28-31)	10-28-2000
96	58	38	h - Duke (10-21)	10-24-1970
93	57	36	a - Boston College (16-31)	9-10-1983
91	55	36	a - Georgia (13-31)	9-28-1968
91	82	9	a - North Carolina (15-32)	11-15-1969
91	41	50	h - Florida State (14-17)	10-23-1999

Most Total Offense Yards By Clemson

Yds	Rush,Pass	Site - Opponent (Score CU-Opp.)	Date
756	536,220	h - Wake Forest (82-24)	10-31-1981
656	341,315	h - Central Michigan (70-14)	10-20-2007
624	238,386	h - Auburn (38-24)	9-17-2011
623	436,187	h - Wake Forest (55-7)	9-16-2000
615	615,0	a - Georgia Tech (73-0)	10-17-1903
608	328,280	h - Duke (59-31)	12-1-2001
608	340,268	a - N.C. State (42-20)	9-22-2007
606	440,166	h - Tennessee-Chattanooga (54-3)	10-3-1992
597	516,81	h - Presbyterian College (76-0)	9-22-1945
576	306,270	a - Maryland (56-45)	10-15-2011

Most Total Offense Yards By Opponent

Yds	Rush,Pass	Site - Opponent (Score CU-Opp.)	Date
771	250,521	a - Florida State (7-54)	11-4-2000
634	192,442	a - Florida State (0-57)	9-11-1993
616	458,158	a - South Carolina (20-56)	11-22-1975
589	182,407	N4 - West Virginia (33-70)	1-4-2012
577	406,171	N1 - Maryland (23-41)	11-17-1984

573	155,418	a - Maryland (23-53)	11-14-1992
566	179,387	N2 - Pittsburgh (3-34)	12-30-1977
557	188,369	h - Florida State (27-41)	11-3-2001
555	91,464	N3 - Texas Tech (15-55)	12-23-2002
551	364,187	a - Tennessee (28-29)	10-26-1974
N1 - Baltimore, MD; N2 - Jacksonville, FL (Gator Bowl); N3 - Orlando, FL (Tangerine Bowl); N4 - Miami Gardens, FL (Orange Bowl)			

Total Offense Yards By Both Teams

Yds	Teams & Yards	Site - (Score CU-Opp.)	Date
1107	CU 756, Wake Forest 351	h - (82-24)	10-31-1981
1059	CU 624, Auburn 435	h - (38-24)	9-17-2011
1044	CU 576, Maryland 468	a - (56-45)	10-15-2011
1033	CU 262, Florida State 771	a - (7-54)	11-4-2000
1032	CU 443, West Virginia 589	N1 - (33-70)	1-4-2012
1023	CU 528, North Carolina 495	h - (36-28)	10-25-2003
1022	CU 514, Duke 508	a - (38-31)	10-15-1983
1020	CU 463, Florida State 557	h - (27-41)	11-3-2001
1009	CU 393, South Carolina 616	a - (20-56)	11-22-1975
1002	CU 608, Duke 394	h - (59-31)	12-1-2001
N1 - Miami Gardens, FL (Orange Bowl)			

Fewest Total Offense Yards By Clemson

Yds	Rush,Pass	Site - Opponent (Score CU-Opp.)	Date
8	8,0	a - South Carolina (6-33)	10-21-1943
51	48,3	a - N.C. State (0-18)	10-11-1947
63	53,10	a - Tulane (0-13)	11-2-1940
85	-15,100	a - Boston College (7-14)	10-10-1942
90	68,22	a - Maryland (0-34)	11-14-1964
91	50,41	a - North Carolina (0-45)	8-31-1996
94	19,75	a - Auburn (0-51)	10-11-1969
102	65,37	a - Georgia Tech (0-27)	9-28-1963
102	31,71	h - Virginia Tech (0-37)	9-12-1998

Fewest Total Offense Yards By Opponent

Yds	Rush,Pass	Site - Opponent (Score CU-Opp.)	Date
-12	-17,5	h - Furman (41-0)	11-6-1948
-5	-11,6	a - Furman (14-3)	11-25-1939
29	29,0	a - The Citadel (20-0)	12-4-1948
35	-21,56	a - Furman (34-6)	11-22-1941
41	20,21	a - Virginia (35-0)	10-26-1963
54	29,25	h - Boston College (25-7)	9-19-2009
57	57,0	h - Presbyterian College (26-0)	9-17-1938
57	-16,73	h - Long Beach State (59-0)	9-1-1990
58	31,27	h - Furman (30-0)	9-2-1989
60	23,37	a - Virginia Tech (22-10)	9-12-1987

Yards Per Play By Clemson

Y/P	P-Y	Site - Opponent (Score CU-Opp.)	Date
11.2	55-615	a - Georgia Tech (73-0)	10-17-1903
10.7	56-597	h - Presbyterian College (76-0)	9-22-1945
10.4	51-531	h - Presbyterian College (42-0)	9-20-1947
9.6	58-559	N1 - Temple (63-9)	10-12-2006
9.2	46-422	h - North Texas (35-10)	9-4-2010
9.1	58-526	h - Louisiana Tech (51-0)	9-30-2006
8.9	69-527	h - Presbyterian College (53-13)	9-20-1952
8.7	87-756	h - Wake Forest (82-24)	10-31-1981
8.5	71-606	h - Tennessee-Chattanooga (54-3)	10-3-1992

N1 - Charlotte, NC

Turnovers By Clemson

TO	Site - Opponent	CU-Opp. (Fum.,Int.)	Date
10	a - Florida	13-54 (4,6)	10-11-1952
9	h - Auburn	19-45 (4,5)	11-21-1953
8	a - South Carolina	0-0 (1,7)	10-25-1945
8	h - Wake Forest	36-0 (5,3)	11-2-1963
8	a - North Carolina	15-32 (3,5)	11-15-1969
8	h - Tulane	13-17 (5,3)	9-13-1975
7	a - Georgia Tech	0-27 (4,3)	9-28-1963
7	a - Georgia	23-26 (3,4)	9-22-1984
7	a - Kentucky	7-26 (4,3)	10-5-1985
7	h - Wake Forest	19-29 (3,4)	9-26-1998

Turnovers By Clemson in a Clemson Victory

TO	Site - Opponent	CU-Opp. (Fum.,Int.)	Date
8	h - Wake Forest	36-0 (5,3)	11-2-1963
5	h - Virginia	40-35 (5,0)	9-24-1966
5	h - Wake Forest	16-14 (5,0)	10-11-1975
5	h - Virginia Tech	38-7 (3,2)	10-7-1978
5	h - N.C. State	17-7 (2,3)	10-24-1981
5	h - W. Carolina	21-10 (4,1)	9-25-1982
5	a - Virginia Tech	20-17 (5,0)	9-14-1985

Turnovers Forced By Clemson

TO	Site - Opponent	CU-Opp. (Fum.,Int.)	Date
9	h - Georgia	13-3 (4,5)	9-19-1981
8	h - Presbyterian College	53-0 (4,4)	9-25-1948
8	h - Duke	39-22 (6,2)	10-19-1968
8	a - Georgia Tech	7-28 (5,3)	10-3-1970

7	h - Virginia Tech	35-0 (3,4)	11-10-1945
7	a - Fordham	12-12 (5,2)	11-8-1952
7	a - Furman	56-33 (3,4)	11-28-1959
7	a - Texas Christian	10-14 (2,5)	10-24-1964
7	h - Virginia Tech	38-7 (4,3)	10-7-1978
7	h - Duke	28-8 (3,4)	10-21-1978
7	a - Tulane	13-5 (3,4)	9-12-1981
7	a - Virginia	6-9 (3,4)	9-17-1994
7	a - N.C. State	43-22 (1,6)	9-30-1995

Interception Return Yards By Clemson

Yds (Int.)	Site - Opponent (Score CU-Opp.)	Date
143 (4)	a - Maryland (24-11)	10-31-1970
132 (3)	a - Virginia Tech (27-7)	9-16-1989
131 (4)	h - Western Carolina (21-10)	9-25-1982
124 (6)	a - N.C. State (43-22)	9-30-1995
122 (4)	h - Virginia Tech (35-0)	11-10-1945
110 (3)	h - Wake Forest (33-31)	11-21-1959
109 (4)	h - Florida State (20-24)	9-12-1992
107 (4)	a - Wake Forest (28-7)	9-24-1960
105 (2)	N1 - Virginia Tech (38-10)	12-3-2011
104 (3)	h - South Carolina (28-19)	11-21-1998

N1 - Charlotte, NC

Interception Return Yards By Opponent

Yds (Int.)	Site - Opponent (Score CU-Opp.)	Date
166 (6)	h - Auburn (19-45)	11-21-1953
159 (4)	h - Duke (17-34)	10-18-1980
116 (3)	a - Georgia (16-20)	9-20-1980
108 (2)	a - N.C. State (35-34)	10-27-1984
93 (2)	N1 - South Florida (26-31)	12-31-2010
85 (1)	a - Wake Forest (17-45)	11-1-2003
83 (3)	h - Maryland (21-6)	11-11-1963
77 (5)	h - Duke (0-16)	10-20-1962
73 (3)	h - Maryland (0-19)	9-15-1979
72 (4)	h - North Carolina (7-42)	11-14-1970

N1 - Charlotte, NC (Meineke Car Care Bowl)

Punt Return Yards By Clemson

Yds (PR)	Site - Opponent (Score CU-Opp.)	Date
227 (11)	h - Georgia Tech (33-12)	9-26-1987
172 (9)	h - Western Carolina (43-0)	9-5-1987
169 (7)	h - Maryland (40-7)	11-16-1991
167 (4)	h - Maryland (24-11)	10-31-1970
155 (8)	a - Wake Forest (24-7)	10-6-1962
140 (4)		



SINGLE-GAME TEAM BESTS

- OVERVIEW
- COACHES
- UNIVERSITY
- TRADITIONS
- PLAYERS
- REVIEW
- OPPONENTS
- RECORDS

133 (7)	a - Wake Forest (6-19)	10-31-1942
129 (10)	h - Virginia Tech (0-37)	9-12-1998
126 (7)	a - Georgia Tech (0-51)	9-30-1944
126 (4)	h - Virginia Tech (23-41)	10-6-2007
124 (5)	N1 - California (13-37)	1-2-1992
116 (8)	a - Tennessee (7-26)	10-28-1944
116 (6)	a - Georgia (7-19)	10-10-1964
113 (3)	a - South Carolina (0-20)	10-25-1951
N1 - Orlando, FL (Citrus Bowl)		

Kickoff Return Yards By Clemson

Yds (KOR)	Site - Opponent (Score CU-Opp.)	Date
286 (7)	a - Florida State (22-41)	9-25-2004
248 (7)	a - Maryland (56-45)	10-15-2011
219 (6)	a - Maryland (20-37)	11-10-2001
190 (10)	N2 - West Virginia (33-70)	1-4-2012
188 (9)	a - Tulane (13-54)	11-9-1946
188 (7)	N1 - Alabama (10-34)	8-30-2008
174 (4)	a - Georgia Tech (9-31)	10-7-1972
173 (7)	a - Miami (FL) (40-37^)	10-24-2009
171 (9)	a - Florida State (0-57)	9-11-1993
167 (3)	a - Duke (47-10)	11-3-2007
N1 - Atlanta, GA; N2 - Miami Gardens, FL (Orange Bowl)		

Kickoff Return Yards By Opponent

Yds (KOR)	Site - Opponent (Score CU-Opp.)	Date
290 (10)	h - North Carolina (59-38)	10-22-2011
265 (11)	h - Central Michigan (70-14)	10-20-2007
240 (9)	N1 - Temple (63-9)	10-12-2006
231 (7)	h - Duke (49-17)	10-15-1988
220 (7)	a - N.C. State (42-20)	9-22-2007
214 (6)	a - Virginia Tech (27-7)	9-16-1989
216 (10)	a - Wake Forest (51-6)	11-4-1978
213 (5)	a - Boston College (33-34^^)	9-9-2006
207 (12)	h - Presbyterian College (66-0)	9-21-1957
205 (5)	h - Furman (27-6)	9-3-1994
N1 - Charlotte, NC		

Sacks By Clemson

Sacks (Yds)	Site - Opponent (Score CU-Opp.)	Date
12 (70)	h - Furman (19-3)	9-7-1996
11 (84)	h - Utah State (35-6)	10-16-2004
10 (64)	h - Maryland (0-19)	9-15-1979
10 (59)	h - Duke (21-6)	10-17-1992
9 (47)	a - N.C. State (35-34)	10-27-1984
9 (58)	a - Wake Forest (24-6)	10-27-1990
8 (55)	h - N.C. State (39-10)	10-26-1985
8 (66)	h - Maryland (35-3)	11-2-1996
8 (56)	h - Duke (58-7)	11-6-1999
8 (55)	a - Duke (52-22)	9-30-2000

Tackles For Loss By Clemson

TFL (Yds)	Site - Opponent (Score CU-Opp.)	Date
19 (77)	h - N.C. State (28-30)	10-24-1987
17 (66)	h - Duke (21-6)	10-17-1992
17 (68)	a - Miami (FL) (24-17)	10-6-2004
16 (89)	a - Virginia Tech (22-10)	9-12-1987
15 (51)	h - Maryland (40-7)	11-16-1991
15 (75)	h - Furman (19-3)	9-7-1996
15 (80)	h - Maryland (35-3)	11-2-1996
15 (91)	h - Utah State (35-6)	10-16-2004

Pass Breakups By Clemson

PBU	Site - Opponent (Score CU-Opp.)	Date
18	h - The Citadel (24-0)	10-4-1986
15	a - Duke (17-21)	9-30-1989
14	a - Virginia Tech (20-17)	9-14-1985
14	h - Duke (35-3)	10-18-1986
14	h - Virginia (34-20)	10-7-1989

Caused Fumbles By Clemson

CF	Site - Opponent (Score CU-Opp.)	Date
5	h - Central Florida (21-13)	9-1-2001
4	h - Maryland (0-19)	9-15-1979
4	a - Georgia (31-28)	9-20-1986
4	h - The Citadel (24-0)	10-4-1986
4	h - Long Beach State (59-0)	9-1-1990
4	h - Appalachian State (48-0)	9-22-1990
4	N1 - Duke (33-21)	11-30-1991
4	a - Virginia (6-9)	9-17-1994
4	h - Virginia (33-14)	9-11-1999
4	a - Wake Forest (27-17)	10-7-2006
N1 - Tokyo, Japan		

Interceptions By Clemson

Int. (Yds)	Site - Opponent (Score CU-Opp.)	Date
6 (82)	a - South Carolina (17-7)	11-27-1971
6 (124)	a - N.C. State (43-22)	9-30-1995
5 (51)	a - South Carolina (21-13)	10-24-1940

5 (21)	a - Texas Christian (10-14)	10-24-1964
5 (87)	h - Virginia (29-3)	10-31-1964
5 (28)	a - South Carolina (3-7)	11-23-1968
5 (29)	h - Virginia (37-21)	10-21-1972
5 (47)	h - Georgia (13-3)	9-19-1981
5 (22)	a - Georgia (23-26)	9-22-1984
5 (27)	a - Duke (17-21)	9-30-1989
5 (52)	h - North Carolina (17-10)	11-4-1995
5 (84)	h - N.C. State (26-20)	10-30-2004

Victory Margin By Clemson

Margin	CU-Opp.	Site - Opponent	Date
+122	122-0	h - Guilford	10-5-1901
+94	94-0	a - Furman	9-25-1915
+76	76-0	h - Presbyterian College	9-22-1945
+75	75-0	h - Newberry	10-17-1930
+73	73-0	a - Georgia Tech	10-17-1903
+68	68-0	h - Newberry	9-21-1929
+66	66-0	h - Presbyterian College	9-21-1957
+65	65-0	h - Camp Sevier	9-27-1918
+64	64-0	h - Davidson	9-19-1900
+62	69-7	h - Presbyterian College	9-17-1949
+60	67-7	h - Furman	11-23-1918
+60	60-0	h - Elon	9-27-1924
+59	59-0	a - Samford	10-5-1912
+59	59-0	h - The Citadel	11-27-1954
+59	59-0	h - Long Beach State	9-1-1990
+58	82-24	h - Wake Forest	10-31-1981
+57	57-0	a - Furman	10-22-1914
+57	57-0	h - Newberry	10-17-1922
+56	70-14	h - Central Michigan	10-20-2007
+55	55-0	h - Bingham	10-20-1898
+55	57-2	h - Furman	11-18-1950
+55	58-3	h - The Citadel	9-16-1978
+55	55-0	a - Virginia	9-8-1984
+54	54-0	h - Presbyterian College	9-23-1950
+54	63-9	N1 - Temple	10-12-2006
+54	54-0	h - S.C. State	9-20-2008
+53	53-0	h - Erskine	9-27-1919
+53	53-0	h - Presbyterian College	11-25-1948
+53	56-3	a - Furman	11-28-1959
+53	62-9	h - Missouri	9-9-2000
+52	52-0	a - Mercer	11-17-1913
+52	52-0	h - Erskine	11-18-1922
+52	52-0	h - Erskine	10-19-1928
+51	51-0	a - South Carolina	11-1-1900
+51	58-7	h - Duke	11-6-1999
+51	51-0	h - Louisiana Tech	9-30-2006
N1 - Charlotte, NC			

Victory Margin By Opponent

Margin	CU-Opp.	Site - Opponent	Date
+67	7-74	N1 - Alabama	11-14-1931
+57	0-57	a - Florida State	9-11-1993
+56	0-56	a - Auburn	10-19-1912
+56	0-56	a - Alabama	9-20-1975
+55	0-55	a - Georgia	11-25-1920
+53	13-66	h - Camp Hancock	11-9-1918
+51	0-51	a - Georgia Tech	9-30-1944
+51	0-51	a - Auburn	10-11-1969
+49	3-52	a - Oklahoma	9-30-1972
N1 - Montgomery, AL			

Home Victory Margin By Clemson

Margin	CU-Opp.	Opponent	Date
+122	122-0	Guilford	10-5-1901
+76	76-0	Presbyterian College	11-22-1945
+75	75-0	Newberry	10-17-1930
+68	68-0	Newberry	9-21-1929
+66	66-0	Presbyterian College	11-21-1957
+65	65-0	Camp Sevier	9-27-1918
+64	64-0	Davidson	10-19-1900
+62	69-7	Presbyterian College	9-17-1949
+60	67-7	Furman	11-23-1918
+60	60-0	Elon	9-27-1924

Memorial Stadium Victory Margin By Clemson

Margin	CU-Opp.	Opponent	Date
+76	76-0	Presbyterian College	11-22-1945
+66	66-0	Presbyterian College	11-21-1957
+62	69-7	Presbyterian College	9-17-1949
+59	59-0	The Citadel	11-27-1954
+59	59-0	Long Beach State	9-1-1990
+58	82-24	Wake Forest	10-31-1981
+56	70-14	Central Michigan	10-20-2007
+55	57-2	Furman	11-18-1950
+55	58-3	The Citadel	9-16-1978
+54	54-0	Presbyterian College	9-23-1950
+54	54-0	S.C. State	9-20-2008

Victory Margin at Clemson By Opponent

Margin	CU-Opp.	Opponent	Date
+53	13-66	Camp Hancock	11-9-1918
+44	6-50	Virginia Tech	11-1-1924
+44	0-44	Auburn	10-10-1970
+42	0-42	Florida	11-7-1925
+41	0-41	Georgia	9-18-1976
+38	7-45	N.C. State	10-25-1975
+37	0-37	Virginia Tech	9-12-1998
+36	7-43	Florida State	11-1-1975
+35	7-42	North Carolina	11-14-1970
+35	3-38	North Carolina	10-20-2001

Memorial Stadium Victory Margin By Opponent

Margin	CU-Opp.	Opponent	Date
+44	0-44	Auburn	10-10-1970
+41	0-41	Georgia	9-18-1976
+38	7-45	N.C. State	10-25-1975
+37	0-37	Virginia Tech	9-12-1998
+36	7-43	Florida State	11-1-1975
+35	7-42	North Carolina	11-14-1970
+35	3-38	North Carolina	10-20-2001

Road/Neutral Victory Margin By Clemson


Margin	CU-Opp.	Site - Opponent	Date
+94	94-0	a - Furman	9-25-1915
+73	73-0	a - Georgia Tech	10-17-1903
+59	59-0	a - Samford	10-5-1912
+57	57-0	a - Furman	10-22-1914
+55	55-0	a - Virginia	9-8-1984
+54	63-9	N1 - Temple	10-12-2006
+53	56-3	a - Furman	11-28-1959
+52	52-0	a - Mercer	11-17-1913
+51	51-0	a - South Carolina	11-1-1900
+48	48-0	a - Virginia	10-9-1982
N1 - Charlotte, NC			

Road/Neutral Victory Margin By Opponent

Margin	CU-Opp.	Site - Opponent	Date
+67	7-74	a - Alabama	11-14-1931
+57	0-57	a - Florida State	9-11-1993
+56	0-56	a - Auburn	10-19-1912
+56	0-56	a - Alabama	9-20-1975
+55	0-55	a - Georgia	11-25-1920
+51	0-51	a - Georgia Tech	9-30-1944
+51	0-51	a - Auburn	10-11-1969

ACC Victory Margin By Clemson

Margin	CU-Opp.	Site - Opponent	Date
+58	82-24	h - Wake Forest	10-31-1981
+55	55-0	a - Virginia	9-8-1984
+51	58-7	h - Duke	11-6-1999
+48	48-0	a - Virginia	10-9-1982
+48	55-7	h - Wake Forest	9-16-2000
+47	47-0	a - Virginia	9-26-1959
+45	51-6	a - Wake Forest	11-4-1978
+45	52-7	h - North Carolina	9-23-2006
+40	40-0	h - Maryland	11-1-1969



ALTON CUMBIE AND THE 1945 TIGERS SET A MEMORIAL STADIUM RECORD THAT STILL STANDS TODAY WITH A 76-POINT WIN (76-0) OVER PRESBYTERIAN COLLEGE.

SINGLE-GAME TEAM BESTS



- OVERVIEW
- COACHES
- UNIVERSITY
- TRADITIONS
- PLAYERS
- REVIEW
- OPPONENTS
- RECORDS

ACC Victory Margin By Opponent

Margin	CU-Opp.	Site - Opponent	Date
+57	0-57	a - Florida State	9-11-1993
+48	0-48	a - Florida State	10-17-1998
+47	7-54	a - Florida State	11-4-2000
+45	0-45	a - North Carolina	8-31-1996
+38	7-45	h - N.C. State	10-25-1975
+35	3-38	h - North Carolina	10-20-2001

Points By Clemson


Pts	CU-Opp.	Site - Opponent	Date
122	122-0	h - Guilford	10-5-1901
94	94-0	a - Furman	9-25-1915
82	82-24	h - Wake Forest	10-31-1981
76	76-0	h - Presbyterian College	11-22-1945
75	75-0	h - Newberry	10-17-1930
73	73-0	a - Georgia Tech	10-17-1903
70	70-14	h - Central Michigan	10-20-2007
69	69-7	h - Presbyterian College	9-17-1949
68	68-0	h - Newberry	9-21-1929
67	67-7	h - Furman	11-23-1918
66	66-0	h - Presbyterian College	11-21-1957
65	65-0	h - Camp Sevier	9-27-1918
64	64-0	h - Davidson	10-19-1900
63	63-17	a - South Carolina	11-22-2003
63	63-9	N1 - Temple	10-12-2006
62	62-9	h - Missouri	9-9-2000
60	60-0	h - Elon	9-27-1924
59	59-0	a - Samford	10-5-1912
59	59-0	h - The Citadel	11-27-1954
59	59-0	h - Long Beach State	9-1-1990
59	59-31	h - Duke	12-1-2001
59	59-38	h - North Carolina	10-22-2011
58	58-3	h - The Citadel	9-16-1978
58	58-7	h - Duke	11-6-1999
58	58-21	h - Presbyterian College	9-11-2010
57	57-0	a - Furman	10-22-1914
57	57-0	h - Newberry	10-7-1922
57	57-12	h - Virginia Military	11-11-1944
57	57-2	h - Furman	11-18-1950
56	56-3	a - Furman	11-28-1959
56	56-45	a - Maryland	10-15-2011
55	55-0	h - Bingham	10-20-1898
55	55-7	N2 - Florida	11-17-1917
55	55-0	a - Virginia	9-8-1984
55	55-9	h - Western Carolina	9-2-1995
55	55-7	h - Wake Forest	9-16-2000
54	54-0	h - Presbyterian College	9-23-1950
54	54-32	h - North Carolina	11-9-1974
54	54-21	h - Duke	10-20-1984
54	54-6	h - Florida Atlantic	9-2-2006
54	54-0	h - S.C. State	9-20-2008
53	53-0	h - Erskine	9-27-1919
53	53-0	h - Presbyterian College	11-25-1948
53	53-20	h - Duquesne	11-4-1950
53	53-6	h - Presbyterian College	11-22-1951
53	53-13	h - Presbyterian College	11-20-1952
52	52-14	h - The Citadel	10-26-1912
52	52-0	a - Mercer	11-17-1913
52	52-0	h - Erskine	11-18-1922
52	52-0	h - Erskine	10-19-1928
52	52-27	h - Maryland	11-12-1983
52	52-22	a - Duke	9-30-2000
52	52-7	h - North Carolina	9-23-2006
51	51-0	a - South Carolina	11-1-1900
51	51-0	h - Louisiana Tech	9-30-2006

N1 - Charlotte, NC; N2 - Jacksonville, FL

Points By Opponent

Pts	CU-Opp.	Site - Opponent	Date
74	7-74	N1 - Alabama	11-14-1931
70	33-70	N3 - West Virginia	1-4-2012
66	13-66	h - Camp Hancock	11-9-1918
57	0-57	a - Florida State	9-11-1993
56	0-56	a - Auburn	10-14-1921
56	0-56	a - Alabama	9-20-1975
56	20-56	a - South Carolina	11-22-1975
55	0-55	a - Georgia	11-25-1920
55	15-55	N2 - Texas Tech	12-23-2002
54	7-54	a - Florida State	11-4-2000
54	13-54	a - Tulane	11-9-1946
54	13-54	a - Florida	10-11-1952
53	23-53	a - Maryland	11-14-1992
52	3-52	a - Oklahoma	9-30-1972
51	0-51	a - Georgia Tech	9-30-1944
51	0-51	a - Auburn	10-11-1969
50	6-50	h - Virginia Tech	11-1-1924

N1 - Montgomery, AL; N2 - Orlando, FL (Tangerine Bowl); N3 - Miami Gardens, FL (Orange Bowl)



HOMER JORDAN (#3) AND PERRY TUTTLE (#22) LED THE TIGERS TO 82 POINTS, THE THIRD-HIGHEST POINT TOTAL IN SCHOOL HISTORY, AGAINST WAKE FOREST IN 1981.

Points By Both Teams

Pts	CU-Opp.	Site - Opponent	Date
122	122-0	h - Guilford	10-5-1901
106	82-24	h - Wake Forest	10-31-1981
103	33-70	N1 - West Virginia	1-4-2012
101	56-45	a - Maryland	10-15-2011
97	59-38	h - North Carolina	10-22-2011
94	94-0	a - Furman	9-25-1915
91	47-44	a - Georgia Tech	9-29-2001
90	59-31	h - Duke	12-1-2001
87	42-45	a - Georgia Tech	11-13-1999
86	54-32	h - North Carolina	11-9-1974

N1 - Miami Gardens, FL (Orange Bowl)

Points in Road/Neutral Game By Clemson

Pts	CU-Opp.	Site - Opponent	Date
94	94-0	a - Furman	9-25-1915
73	73-0	a - Georgia Tech	10-17-1903
63	63-17	a - South Carolina	11-22-2003
63	63-9	N1 - Temple	10-12-2006
59	59-0	a - Samford	10-5-1912
57	57-0	a - Furman	10-22-1914
56	56-3	a - Furman	11-28-1959
56	56-45	a - Maryland	10-15-2011
55	55-7	N2 - Florida	11-17-1917
55	55-0	a - Virginia	9-8-1984

N1 - Charlotte, NC; N2 - Jacksonville, FL

Points in Road/Neutral Game By Opponent

Pts	CU-Opp.	Site - Opponent	Date
74	7-74	N1 - Alabama	11-14-1931
70	33-70	N3 - West Virginia	1-4-2012
57	0-57	a - Florida State	9-11-1993
56	0-56	a - Auburn	10-14-1921
56	0-56	a - Alabama	9-20-1975
56	20-56	a - South Carolina	11-22-1975
55	0-55	a - Georgia	11-25-1920
55	15-55	N2 - Texas Tech	12-23-2002
54	13-54	a - Tulane	11-9-1946
54	13-54	a - Florida	10-11-1952
54	7-54	a - Florida State	11-4-2000

N1 - Montgomery, AL; N2 - Orlando, FL (Tangerine Bowl); N3 - Miami Gardens, FL (Orange Bowl)

Points in ACC Game By Clemson

Pts	CU-Opp.	Site - Opponent	Date
82	82-24	h - Wake Forest	10-31-1981
59	59-31	h - Duke	12-1-2001
59	59-38	h - North Carolina	10-22-2011
58	58-7	h - Duke	11-6-1999
56	56-45	a - Maryland	10-15-2011
55	55-0	a - Virginia	9-8-1984
55	55-7	h - Wake Forest	9-16-2000
54	54-32	h - North Carolina	11-9-1974
54	54-21	h - Duke	10-20-1984
52	52-27	h - Maryland	11-12-1983
52	52-22	a - Duke	9-30-2000
52	52-7	h - North Carolina	9-23-2006

Points in ACC Game By Opponent

Pts	CU-Opp.	Site - Opponent	Date
57	0-57	a - Florida State	9-11-1993
54	7-54	a - Florida State	11-4-2000
53	23-53	a - Maryland	11-14-1992

48	0-48	a - Florida State	10-17-1998
48	31-48	a - Florida State	10-3-2002
46	39-46	a - N.C. State	10-31-1998
45	7-45	h - N.C. State	10-25-1975
45	26-45	h - Florida State	9-9-1995
45	0-45	a - North Carolina	8-31-1996
45	42-45	a - Georgia Tech	11-13-1999
45	56-45	a - Maryland	10-15-2011

Points at Home By Clemson

Pts	CU-Opp.	Opponent	Date
122	122-0	Guilford	10-5-1901
82	82-24	Wake Forest	10-31-1981
76	76-0	Presbyterian College	11-22-1945
75	75-0	Newberry	10-17-1930
70	70-14	Central Michigan	10-20-2007
69	69-7	Presbyterian College	9-17-1949
68	68-0	Newberry	9-21-1929
67	67-7	Furman	11-23-1918
66	66-0	Presbyterian College	11-21-1957
65	65-0	Camp Sevier	9-27-1918

Points at Memorial Stadium By Clemson

Pts	CU-Opp.	Opponent	Date
82	82-24	Wake Forest	10-31-1981
76	76-0	Presbyterian College	11-22-1945
70	70-14	Central Michigan	10-20-2007
69	69-7	Presbyterian College	9-17-1949
66	66-0	Presbyterian College	11-21-1957
62	62-9	Missouri	9-9-2000
59	59-0	The Citadel	11-27-1954
59	59-0	Long Beach State	9-1-1990
59	59-31	Duke	12-1-2001
59	59-38	North Carolina	10-22-2011

Points at Clemson By Opponent

Pts	CU-Opp.	Opponent	Date
66	13-66	Camp Hancock	11-9-1918
50	6-50	Virginia Tech	11-1-1924
46	39-46	N.C. State	10-31-1998
45	19-45	Auburn	11-21-1953
45	7-45	N.C. State	10-25-1975
45	26-45	Florida State	9-9-1995
44	0-44	Auburn	10-10-1970
43	7-43	Florida State	11-1-1975
42	0-42	Florida	11-7-1925
42	7-42	North Carolina	11-14-1970

Points at Memorial Stadium By Opponent

Pts	CU-Opp.	Opponent	Date
46	39-46	N.C. State	10-31-1998
45	19-45	Auburn	11-21-1953
45	7-45	N.C. State	10-25-1975
45	26-45	Florida State	9-9-1995
44	0-44	Auburn	10-10-1970
43	7-43	Florida State	11-1-1975
42	7-42	North Carolina	11-14-1970
41	12-41	Wake Forest	10-30-1943
41	0-41	Georgia	9-18-1976
41	27-41	Florida State	11-3-2001
41	23-41	Virginia Tech	10-6-2007

First Downs By Clemson

FD	R/P/Pen.	Site - Opponent (Score CU-Opp.)	Date
35	27/8/0	h - Wake Forest (82-24)	10-31-1981
35	18/16/1	h - Central Michigan (70-14)	10-20-2007
33	21/10/2	a - Wake Forest (51-6)	11-4-1978
32	16/14/2	a - N.C. State (42-20)	9-22-2007
32	12/19/1	h - Auburn (38-24)	9-17-2011
31	19/12/0	h - The Citadel (58-3)	9-16-1978
31	12/16/3	h - Middle Tennessee (37-14)	9-13-2003
30	27/3/0	h - Presbyterian College (66-0)	10-21-1957
30	19/9/2	h - Virginia (42-21)	10-8-1983
30	16/11/3	h - Maryland (52-27)	11-12-1983
30	19/7/4	h - North Carolina (52-7)	9-23-2006

First Downs By Opponent

FD	R/P/Pen.	Site - Opponent (Score CU-Opp.)	Date
35	23/10/2	a - Maryland (23-41)	11-17-1984
33	11/16/6	a - Duke (38-31)	10-15-1983
31	11/19/1	a - Florida State (0-57)	9-11-1993
31	6/22/3	h - Georgia Tech (28-31)	10-28-2000
31	13/16/2	N2 - West Virginia (33-70)	1-4-2012
30	26/4/0	a - South Carolina (20-56)	11-22-1975
30	11/18/1	N1 - Pittsburgh (3-34)	12-30-1977

N1 - Jacksonville, FL (Gator Bowl); N2 - Miami Gardens, FL (Orange Bowl)

^ - one overtime



OFFENSIVE TEAM SEASON BESTS

- OVERVIEW
- COACHES
- UNIVERSITY
- TRADITIONS
- PLAYERS
- REVIEW
- OPPONENTS
- RECORDS

Wins		
1.	1981	12-0
2.	1948	11-0
	1978	11-1
4.	1987	10-2
	1988	10-2
	1989	10-2
	1990	10-2
	2011	10-4
9.	1939	9-1
	1950	9-0-1
	1959	9-2
	1982	9-1-1
	1983	9-1-1
	1991	9-2-1
	1993	9-3
	2000	9-3
	2003	9-4
	2007	9-4
	2009	9-5

Winning Percentage		
1.	1981	12-0 100.0
	1948	11-0 100.0
	1900	6-0 100.0
4.	1950	9-0-1 95.0
5.	1978	11-1 91.7
6.	1939	9-1 90.0
7.	1982	9-1-1 86.4
	1983	9-1-1 86.4

Note: Minimum six games.

Plays		
1.	2011	1055
2.	2007	963
3.	2003	954
4.	1978	946
5.	2000	931
6.	1999	920
	2002	920
8.	1991	918
9.	1986	917

Plays Per Game		
1.	1978	78.8
2.	2000	77.6
3.	1999	76.7
4.	1991	76.5
5.	1986	76.4
6.	2001	76.1
7.	1979	75.9
8.	1981	75.8
9.	2011	75.4

Yards Per Play		
1.	2006	6.50
2.	1950	6.16
3.	2011	5.85
4.	2003	5.730
5.	2009	5.725

6.	2001	5.68
7.	2000	5.63
8.	2005	5.58
9.	1947	5.53

Yards		
1.	2011	6171
2.	2003	5467
3.	2006	5342
4.	2000	5242
	2007	5242
6.	2001	5184
7.	1978	5134
8.	2009	5073
9.	1991	4836

Yards Per Game		
1.	2011	440.8
2.	2000	436.8
3.	2001	432.0
4.	1978	427.8
5.	2003	420.5
6.	2006	410.9
7.	1991	404.0
8.	2007	403.2
9.	1999	402.6

Carries		
1.	1978	741
2.	1979	725
3.	1981	705
	1986	705
5.	1989	678
6.	1988	673
7.	1990	667

Carries Per Game		
1.	1978	61.8
2.	1979	60.4
3.	1981	58.8
	1986	58.8
5.	1963	56.5
	1989	56.5
7.	1982	56.2

Rushing Yards		
1.	1978	3469
2.	1986	3245
3.	1988	3241
4.	1991	3019
5.	1981	2977
6.	1987	2972
7.	1990	2956
8.	1995	2945
9.	1989	2841

Yards Per Carry		
1.	2006	5.72
2.	1950	5.25
3.	1941	5.07

4.	1992	4.88
5.	1988	4.82
6.	2009	4.81
7.	1949	4.79
8.	1978	4.681
9.	1983	4.680

Rush Yards Per Game		
1.	1978	289.1
2.	1986	270.4
3.	1988	270.1
4.	1950	264.8
5.	1992	257.1
6.	1991	251.6
7.	1983	250.2

Completions		
1.	2011	311
2.	2003	300
3.	2007	295
4.	2002	268
5.	1999	252
6.	2005	248
	2008	248
8.	2010	230
9.	2001	226

Completions Per Game		
1.	2003	23.1
2.	2007	22.7
3.	2011	22.2
4.	1999	21.0
5.	2005	20.7
6.	2002	20.6
7.	2008	19.1
8.	2001	18.8
9.	2010	17.7

Pass Attempts		
1.	2011	525
2.	2003	490
3.	2002	462
4.	2007	455
5.	1999	423
6.	2010	409
7.	2008	400
8.	2001	395
9.	2009	390

Pass Attempts Per Game		
1.	2003	37.7
2.	2011	37.5
3.	2002	35.5
4.	1999	35.3
5.	2007	35.0
6.	2001	32.9
7.	2004	32.3
8.	2010	31.5
9.	2005	31.4

Passing Yards		
1.	2011	3952
2.	2003	3687
3.	2002	3157
4.	2007	3147
5.	1999	3019
6.	2001	2884
7.	2008	2832
8.	2005	2779
9.	2009	2688

Pass Yards Per Game		
1.	2003	283.6
2.	2011	282.3
3.	1999	251.6
4.	2002	242.8
5.	2007	242.1
6.	2001	240.3
7.	2005	231.6
8.	2008	217.8
9.	2000	212.8

Completion Percentage		
1.	2005	65.8
2.	2007	64.8
3.	2008	62.0
4.	2003	61.2
5.	2006	60.6
6.	1997	60.5
7.	1989	60.0
8.	2011	59.7
9.	1999	59.6

Pass Efficiency		
1.	1950	148.0
2.	2007	142.1
3.	1989	139.8
4.	2011	138.6
5.	2006	136.5
6.	2005	134.7
7.	2003	134.6
8.	1997	132.4
9.	1974	132.4

Interception Avoidance		
1.	2007	.013
2.	1988	.019
3.	1992	.020
4.	2011	.0229
5.	1990	.0233
6.	1978	.024
7.	2005	.026525
8.	2003	.026531
9.	2002	.028

Touchdowns		
1.	2011	58
2.	2000	55
	2006	55
4.	2009	54

5.	2007	51
6.	2001	49
7.	1950	48
8.	1978	47
9.	2003	45

Points		
1.	2011	470
2.	2009	436
3.	2007	430
4.	2006	425
5.	2000	416
6.	2001	369
7.	1978	368
	1989	368
9.	2003	365

Points Per Game		
1.	2000	34.7
2.	1950	34.4
3.	2011	33.6
4.	2007	33.1
5.	2006	32.7
6.	1984	31.5
7.	2009	31.1
8.	2001	30.8
9.	1983	30.7

Scoring Margin		
1.	1900	+35.3
2.	1901	+30.4
3.	1950	+26.7
4.	1903	+24.2
5.	1898	+22.5
6.	1978	+19.8
7.	1981	+19.4
8.	1989	+19.2
9.	1990	+18.7

Punting Average		
1.	1984	44.0
2.	1990	43.7
3.	1983	43.3
4.	1979	43.0
5.	1948	42.7
	1989	42.7
7.	2010	42.5
8.	1981	42.1

Net Punting Average		
1.	1984	42.7
2.	2010	40.5
3.	1983	40.3
4.	1981	39.5
5.	1989	39.3
6.	1979	39.0
7.	2006	38.6
8.	1990	38.3
9.	2011	38.2

Punt Return Average		
1.	1948	17.1
2.	1954	16.3
3.	1961	15.9
4.	2000	15.0
5.	1970	14.9
6.	2009	14.4
7.	1938	14.2
8.	1987	13.6
9.	1993	12.9

Kickoff Return Average		
1.	2003	27.7
2.	2004	27.1
3.	2006	25.4
4.	2002	24.3
5.	2007	23.9
6.	1997	23.9
7.	1959	23.9
8.	2009	23.8
9.	1968	23.4

First Downs		
1.	2011	315
2.	2003	303
3.	2007	293
4.	2001	282
5.	1978	273
	2000	273
7.	1999	262
8.	2002	259
9.	1981	254

First Downs Per Game		
1.	2001	23.5
2.	2003	23.3
3.	2000	22.8
4.	1978	22.8
5.	2007	22.54
6.	2011	22.50
7.	1999	21.8
8.	1981	21.2
9.	1989	21.1
	1991	21.1

Fewest Turnovers		
1.	1940	8
2.	1938	10
3.	1994	12
	2007	12
5.	1988	13
	1989	13
7.	2005	15
8.	1990	17
	1996	17

Fewest Turnovers Per Game		
1.	1940	0.88
2.	2007	0.92
3.	1988	1.08
	1989	1.08
5.	1994	1.09
6.	1938	1.11
7.	2005	1.36
8.	1990	1.42
	1996	1.42

Turnover Margin		
1.	1988	+21
2.	1940	+19
3.	1978	+17
	1981	+17
	1990	+17
	1994	+17
7.	1950	+16
8.	1989	+15
9.	1983	+14

Turnover Margin Per Game		
1.	1940	+2.11
2.	1988	+1.75
3.	1950	+1.60
4.	1990	+1.42
	1994	+1.42
6.	1978	+1.42
	1981	+1.42
8.	1943	+1.37



THE 1950 TIGERS AVERAGED 6.16 YARDS PER PLAY, THE SECOND-HIGHEST FIGURE IN CLEMSON HISTORY.



OVERVIEW
COACHES
UNIVERSITY
TRADITIONS
PLAYERS
REVIEW
OPPONENTS
RECORDS

DEFENSIVE TEAM SEASON BESTS



ED McDANIEL AND THE TIGERS HELD OKLAHOMA TO SIX POINTS IN THE 1989 CITRUS BOWL. AS A SENIOR, McDANIEL AND THE 1991 TIGERS HELD THEIR OPPONENTS TO A SCHOOL-RECORD 61.1 RUSHING YARDS PER GAME.

Plays		
1.	1943	462
2.	1940	468
3.	1941	487
4.	1946	489
5.	1938	491
6.	1953	518
7.	1939	519
	1944	519

Plays Per Game		
1.	1939	51.9
2.	1940	52.0
3.	1954	52.8
4.	1945	53.3
5.	1941	54.1
6.	1946	54.3
7.	1963	54.4

Yards Per Play		
1.	1939	3.03
2.	1954	3.34
3.	1963	3.40
4.	1990	3.52
5.	1940	3.53
6.	1959	3.53
7.	1938	3.55

Yards Per Game		
1.	1939	157.5
2.	1954	176.1
3.	1948	177.2
4.	1940	183.6
5.	1963	184.7
6.	1945	193.2
7.	1938	193.3

Carries		
1.	1941	334
2.	1946	336
3.	1940	339
4.	1963	344
5.	1943	349
6.	1950	354
7.	1945	364

Carries Per Game		
1.	1986	32.8
2.	1990	33.5
	1991	33.5
4.	2008	34.1
5.	1963	34.4
6.	1995	34.6
7.	1987	34.7
8.	2007	34.8

Rushing Yards		
1.	1991	733
2.	1990	848
3.	1941	904
4.	1987	912
5.	1963	931
6.	1954	969
7.	1997	970
8.	1982	1068

Rush Yards Per Game		
1.	1991	61.1
2.	1990	70.9
3.	1987	82.6
4.	1997	88.2
5.	1963	93.1
6.	1989	96.9
7.	1954	96.9

Yards Per Carry		
1.	1991	1.82
2.	1990	2.11
3.	1987	2.42
4.	1954	2.50
5.	1981	2.54
6.	1982	2.67
7.	1997	2.68

Completions		
1.	1939	32
2.	1938	39
3.	1940	46
4.	1956	48

5.	1942	49
	1955	49
	1957	49

Completions Per Game		
1.	1939	3.2
2.	1938	4.3
3.	1956	4.4
4.	1942	4.9
	1955	4.9
	1957	4.9
7.	1940	5.1

Pass Attempts		
1.	1938	105
2.	1939	109
3.	1944	109
4.	1943	113
5.	1956	124
6.	1940	129
	1957	129

Pass Attempts Per Game		
1.	1939	10.9
2.	1959	11.3
3.	1938	11.7
4.	1944	12.1
5.	1975	12.5
6.	1957	12.9
7.	1955	13.4

Passing Yards		
1.	1939	449
2.	1956	526
3.	1938	531
4.	1940	558
5.	1957	597
6.	1942	724
7.	1954	792

Pass Yards Per Game		
1.	1938	33.0
2.	1939	44.9

3.	1956	52.6
4.	1957	59.7
5.	1950	62.0
6.	1944	71.0
7.	1942	72.4

Completion Percentage		
1.	1939	29.4
2.	1951	34.7
3.	1945	35.5
4.	1940	35.7
	1953	35.7

6.	1944	36.7
7.	1955	37.0

Pass Efficiency		
1.	1956	55.0
2.	1950	70.2
3.	1964	76.7
4.	1952	81.0
5.	1978	81.7
6.	1981	81.9
7.	1971	86.6
8.	1990	87.0

Interceptions		
1.	1951	25
2.	1978	24
3.	1981	23
4.	1995	22
5.	1948	21
	1977	21
	1989	21
	2002	21
	2009	21

Interceptions Per Game		
1.	1951	2.27
2.	1940	2.11
3.	1978	2.00
4.	1981	1.91
5.	1948	1.91
6.	1945	1.90
	1964	1.90

Interception Return Yards		
1.	2008	368
2.	1951	361
3.	1959	349
4.	1970	344
5.	2009	342
6.	1978	327
7.	1987	318
8.	2000	296

Touchdowns Allowed		
1.	1939	6
2.	1940	8
3.	1950	9
4.	1956	11
	1979	11
	1981	11
	1990	11
8.	1967	15

Points Allowed Per Game		
1.	1939	4.5
2.	1938	6.2
	1950	6.2
4.	1948	6.9
5.	1945	7.3
6.	1956	7.4
7.	1957	7.8

Turnovers Forced		
1.	1981	41
2.	1978	38
	1983	38
	1989	38
5.	1973	37
6.	1950	35
	1977	35
	1982	35

Turnovers Forced Per Game		
1.	1943	4.00
2.	1952	3.56
3.	1950	3.50
4.	1983	3.45
5.	1981	3.42
6.	1945	3.40
	1964	3.40
	1968	3.40

OVERTIME GAMES (6-5)

Date	Opponent	Site	W-L	Score	OT	Deciding Play
11-8-97	Duke	H	W	29-20	1	*Rahim Abdullah 63 interception return
9-29-01	Georgia Tech	A	W	47-44	1	*Woodrow Dantzler 11 run
10-11-03	Virginia	H	W	30-27	1	*Kevin Youngblood 4 pass from Charlie Whitehurst
9-4-04	Wake Forest	H	W	37-30	2	Kyle Browning 11 pass from Charlie Whitehurst
11-6-04	Miami (FL)	A	W	24-17	1	Reggie Merriweather 2 run
9-17-05	Miami (FL)	H	L	30-36	3	Tyrone Moss 25 run
9-24-05	Boston College	H	L	13-16	1	*Brian Toal 1 run
9-9-06	Boston College	A	L	33-34	2	L.V. Whitworth 6 run, *Ryan Ohliger extra point
12-31-07	Auburn	N1	L	20-23	1	*Kodi Burns 7 run
10-24-09	Miami (FL)	A	W	40-37	1	*Jacoby Ford 26 pass from Kyle Parker
9-18-10	Auburn	A	L	24-27	1	Wes Byrum 39 FG

* - score ended game; N1 - Atlanta, GA; Note: Home games in bold.

CLEMSONTIGERS.COM



LONG PLAYS

- OVERVIEW
- COACHES
- UNIVERSITY
- TRADITIONS
- PLAYERS
- REVIEW
- OPPONENTS
- RECORDS

Plays>Returns By Clemson

Yds	Player(s)	Type	Site - Opp. (Score CU-Opp.)	Date
108	Richie Luzzi	MFG	a - Georgia (13-31)	9-28-1968
102	Don Kelley	INT	h - Duke (10-21)	10-24-1970
100	John Maxwell	KOR	N2 - Cumberland (11-11)	11-26-1903
100	Derrick Hamilton	KOR	a - Maryland (20-37)	11-10-2001
100	Derrick Hamilton	KOR	h - North Carolina (36-28)	10-25-2003
99	Bill Mathis	KOR	a - Georgia Tech (6-16)	10-3-1959
98	Hal Davis	KOR	h - Georgia (16-24)	10-13-1962
98	Doug Thomas	KOR	h - Long Beach St. (59-0)	9-1-1990
98	Doug Thomas	KOR	N3 - Maryland (18-17)	9-15-1990
97	Mark Feller to Craig Brantley	Pass	h - Virginia (28-9)	11-16-1974
97	Justin Miller	KOR	a - Florida State (22-41)	9-25-2004
96	C.J. Spiller	KOR	N4 - Alabama (10-34)	8-30-2008
96	C.J. Spiller	KOR	h - Middle Tennessee (37-14)	9-5-2009
95	Joe Henderson	KOR	h - Georgia Tech (33-12)	6-26-1987
94	Rex Varn	INT	a - N.C. State (33-10)	10-28-1978
94	Jacoby Ford	KOR	h - Louisiana Tech (51-0)	9-30-2006
93	Rex Varn	INT	h - Maryland (14-21)	9-10-1977
93	Antwan Edwards	FR	a - Virginia (18-20)	9-19-1998
92	Jacoby Ford	PR	h - Florida Atlantic (54-6)	9-2-2006
92	C.J. Spiller	KOR	a - Maryland (21-24)	10-3-2009
91	Mike Barber	FR	h - Tennessee-Chattanooga (54-3)	10-3-1992
90	Shad Bryant	PR	N1 - George Washington (7-7)	10-8-1938
90	Banks McFadden	Rush	h - Presbyterian College (18-0)	9-23-1939
90	Bobby Gage	PR	h - N.C. State (6-0)	10-2-1948
90	Jimmy Quarles	INT	a - Rice (20-14)	9-29-1951
90	Buck George	Rush	a - Furman (32-14)	11-17-1951
90	C.J. Spiller	KOR	h - Wake Forest (44-10)	11-10-2007
90	C.J. Spiller	KOR	a - Miami (FL) (40-37)	10-24-2009
89	Bobby Gage	KOR	a - Duquesne (34-13)	11-15-1947
89	Wesley McFadden	Rush	a - Virginia Tech (22-10)	9-12-1987
89	Darnell Stephens	PR	h - Maryland (40-7)	11-16-1991
89	Derrick Witherspoon	Rush	h - Maryland (29-0)	10-30-1993
89	Sammy Watkins	KOR	a - Maryland (56-45)	10-15-2011
88	Bobby Gage	Rush	h - Presbyterian College (76-0)	9-22-1945
88	Mack Matthews	PR	a - Wake Forest (24-7)	10-6-1962
88	Terrence Flagler	Rush	a - Wake Forest (28-20)	11-1-1986
88	Brian Mance	PR	h - Georgia Tech (28-31)	10-28-2000
88	C.J. Spiller	KOR	a - South Carolina (17-34)	11-28-2009
87	Billy Hair	Rush	h - Furman (57-2)	11-18-1950
87	Steve Fuller to Jerry Butler	Pass	a - Maryland (28-24)	11-18-1978
87	Andre Ellington	KOR	h - Maryland (31-7)	10-16-2010
86	Justin Miller	KOR	a - Florida State (22-41)	9-25-2004
85	Don Kelley	PR	a - Maryland (24-11)	10-31-1970
85n	Antwan Edwards	KOR	a - Virginia (18-20)	9-19-1998
84	C.J. Spiller	KOR	a - Duke (47-10)	9-13-2007
83n	Tim Childers	FR	h - Western Carolina (21-10)	9-25-1982
83	Charlie Whitehurst to Airese Currie	Pass	a - North Carolina (42-12)	11-9-2002
83	C.J. Spiller	Rush	N4 - Auburn (20-23)	12-31-2007
83	Cullen Harper to C.J. Spiller	Pass	h - Duke (31-7)	11-15-2008
82	Chuck McSwain	Rush	a - Virginia (48-0)	10-9-1982
82	Will Proctor to C.J. Spiller	Pass	a - Boston College (33-34)	9-9-2006
82	Jock McKissic	INT	h - South Carolina (28-31)	11-25-2006
82n	Jacoby Ford	KOR	h - Central Michigan (70-14)	10-20-2007
81	Jackie Calvert	Rush	a - Missouri (34-0)	9-30-1950
81	Joel Wells to Joe Pagliei	Pass	a - South Carolina (8-13)	10-21-1954
81	Ken Moore	PR	N1 - Wake Forest (32-20)	10-30-1954
81	Billy Lott to Perry Tuttle	Pass	h - Furman (21-0)	9-8-1979
81n	Terrance Roulhac	KOR	a - Georgia Tech (27-3)	9-27-1986
81n	Aaron Kelly	KOR	a - Georgia Tech (9-10)	10-29-2005
81	Derrick Witherspoon	Rush	h - Appalachian State (48-0)	9-22-1990
80n	Buddy Gore	KOR	h - Duke (9-6)	10-15-1966
80	Jimmy Addison to Edgar McGee	Pass	a - Wake Forest (23-21)	10-29-1966
80	Jay Washington	Rush	a - Georgia Tech (21-29)	9-29-1973
80	Willie Jordan to Craig Brantley	Pass	a - Georgia Tech (28-33)	9-27-1975
80	Homer Jordan to Perry Tuttle	Pass	h - Wofford (45-10)	9-5-1981
80	Nealon Greene to Joe Woods	Pass	h - Wake Forest (21-10)	9-28-1996
80	Nealon Greene to Tony Horne	Pass	a - Duke (13-6)	10-12-1996
80	Justin Miller	KOR	h - N.C. State (6-38)	10-24-2002
80	C.J. Spiller	Rush	h - South Carolina (28-31)	11-25-2006

N1 - Charlotte, NC; N2 - Montgomery, AL; N3 - Baltimore, MD; N4 - Atlanta, GA

Plays>Returns By Opponent

Yds	Player(s)	Type	Site - Opp. (Score CU-Opp.)	Date
100	Larry Fallen	KOR	h - Virginia Tech (38-7)	10-7-1978
100	Victor Harris	KOR	h - Virginia Tech (23-41)	10-6-2007
100	T.J. Thorpe	KOR	h - North Carolina (59-38)	10-22-2011
99	Darrell Blackman	KOR	a - N.C. State (42-20)	9-22-2007
99	Darwin Cook	FR	N2 - West Virginia (33-70)	1-4-2012
98	Doug Kotar	KOR	h - Kentucky (10-13)	9-11-1971
98	Steve Atkins	Rush	a - Maryland (28-24)	11-18-1978
98n	Scott Woerner	INT	a - Georgia (16-20)	9-20-1980
98n	Chris Weinke to Marvin Minnis	Pass	a - Florida State (7-54)	11-4-2000
97	Dick Christy	KOR	h - N.C. State (7-13)	10-5-1957
97	Gene Washington	KOR	a - Georgia (14-31)	9-22-1973
97	Leon Washington	KOR	a - Florida State (31-48)	10-3-2002
96	Quinton McCracken	KOR	h - Duke (49-17)	10-15-1988
96	Jeff Smith	KOR	a - Boston College (33-34)	9-9-2006

94n	Brandon Bennett to Reggie Richardson	KOR	h - South Carolina (7-33)	11-19-1994
93n	Kevin Marion	KOR	a - Wake Forest (27-17)	10-7-2006
92	John Schultz	KOR	h - Maryland (20-22)	11-15-1975
92	Jon Jeffries	KOR	a - Virginia Tech (22-10)	9-12-1987
91	Fred Gibson	KOR	a - Georgia (28-31)	8-31-2002
90	Floyd Reid	PR	a - Georgia (0-20)	9-28-1945
90	Dick Nolan	PR	h - Maryland (0-20)	10-3-1953
90	Marcus Mickel	KOR	a - Virginia Tech (27-7)	9-16-1989
90	Peter Warrick	PR	h - Florida State (28-35)	9-15-1997
88	Bernie Faloney	KOR	h - Maryland (0-20)	10-3-1953
87	Dennis Tabron	INT	h - Duke (17-34)	10-18-1980
87n	Kevin Tisdell	KOR	a - Georgia Tech (19-21)	10-13-1990
85	Matt Robinson to Gene Washington	Pass	h - Georgia (0-41)	9-18-1976
85	Gary Schofield to Tim Ryan	Pass	N1 - Wake Forest (21-17)	11-27-1982
85	Jamie Barnette to Torry Holt	Pass	h - N.C. State (39-46)	10-31-1998
85	Eric King	INT	a - Wake Forest (17-45)	11-1-2003
85	Ben Mauk to Jason Anderson	Pass	h - Wake Forest (37-30)	9-4-2004
85	Jerrard Tarrant	PR	a - Georgia Tech (27-30)	9-10-2009

N1 - Tokyo, Japan; N2 - Miami Gardens, FL (Orange Bowl)

Runs By Clemson

Yds	Player, Pos.	Site - Opp. (Score CU-Opp.)	Date
90	Banks McFadden, TB	h - Presbyterian College (18-0)	9-23-1939
90	Buck George, TB	a - Furman (34-14)	11-17-1951
89	Wesley McFadden, TB	a - Virginia Tech (22-10)	9-12-1987
89	Derrick Witherspoon, TB	h - Maryland (29-0)	10-30-1993
88	Bobby Gage, TB	h - Presbyterian College (76-0)	9-22-1945
88	Terrence Flagler, TB	a - Wake Forest (28-20)	11-1-1986
87	Billy Hair, TB	h - Furman (57-2)	11-18-1950
83	C.J. Spiller, RB	N1 - Auburn (20-23)	12-31-2007
82	Chuck McSwain, TB	a - Virginia (48-0)	10-9-1982
81	Jackie Calvert, TB	a - Missouri (34-0)	9-30-1950
81	Derrick Witherspoon, TB	h - Appalachian State (48-0)	9-22-1990
80	Jay Washington, TB	a - Georgia Tech (21-29)	9-29-1973
80	C.J. Spiller, RB	h - South Carolina (28-31)	11-25-2006


N1 - Atlanta, GA

Runs By Opponent

Yds	Player	Site - Team (Score CU-Opp.)	Date
98	Steve Atkins	a - Maryland (28-24)	11-18-1978
84	Mike Voight	h - North Carolina (23-27)	11-6-1976
82	Davey Ford	a - Florida State (7-54)	11-4-2000
82	Anthony Allen	a - Georgia Tech (27-30)	9-10-2009
81	Willie Burden	h - N.C. State (23-31)	11-20-1971
80	Bobby Hall	a - N.C. State (24-19)	11-2-1968

Passes By Clemson

Yds	Players	Site - Opp. (Score CU-Opp.)	Date
97	Mark Fellers to Craig Brantley	h - Virginia (28-9)	11-16-1974
87	Steve Fuller to Jerry Butler	a - Maryland (28-24)	11-18-1978
83	Charlie Whitehurst to Airese Currie	a - North Carolina (42-12)	11-9-2002
83	Cullen Harper to C.J. Spiller	h - Duke (31-7)	11-15-2008
82	Will Proctor to C.J. Spiller	a - Boston College (33-34)	9-9-2006
81	Joel Wells to Joe Pagliei	a - South Carolina (8-13)	10-21-1954
81	Billy Lott to Perry Tuttle	h - Furman (21-0)	9-8-1979



DERRICK HAMILTON HAD TWO 100-YARD KICKOFF RETURNS FOR TOUCHDOWNS, INCLUDING ONE AGAINST NORTH CAROLINA IN 2003

LONG PLAYS

80	Jimmy Addison to Edgar McGee	a - Wake Forest (23-21)	10-29-1966
80	Willie Jordan to Craig Brantley	a - Georgia Tech (28-33)	9-27-1975
80	Homer Jordan to Perry Tuttle	h - Wofford (45-10)	9-5-1981
80	Nealon Greene to Joe Woods	h - Wake Forest (21-10)	9-28-1996
80	Nealon Greene to Tony Horne	a - Duke (13-6)	10-12-1996

N1 - Richmond, VA

Passes By Opponent

Yds	Player	Site - Team (Score CU-Opp.)	Date
98	Chris Weinke to Marvin Minnis	a - Florida State (7-54)	11-4-2000
85	Matt Robinson to Gene Washington	h - Georgia (0-41)	9-18-1976
85	Gary Schofield to Tim Ryan	N1 - Wake Forest (21-17)	11-27-1982
85	Jamie Barnette to Torry Holt	h - N.C. State (39-46)	10-18-1998
85	Ben Mauk to Jason Anderson	h - Wake Forest (37-30)	9-4-2004
81	Shawn Jones to Hector Rodriguez	h - Georgia Tech (14-30)	10-14-1989
80	Thad Busby to Peter Warrick	h - Florida State (28-35)	9-20-1997

N1 - Miami, FL (Orange Bowl)

Punt Returns By Clemson

Yds	Player	Site - Opp. (Score CU-Opp.)	Date
108*	Richie Luzzi	a - Georgia (13-31)	10-28-1968
92	Jacoby Ford	h - Florida Atlantic (54-6)	9-2-2006
90	Shad Bryant	N1 - Virginia Military (7-7)	10-8-1938
90	Bobby Gage	h - N.C. State (6-0)	10-2-1948
89	Darnell Stephens	h - Maryland (40-7)	11-16-1991
88	Mack Matthews	a - Wake Forest (24-7)	10-6-1962
88	Brian Mance	h - Georgia Tech (28-31)	10-28-2000
85	Don Kelley	a - Maryland (24-11)	10-31-1970
81	Ken Moore	N1 - Wake Forest (32-20)	10-30-1954

* - missed field goal return; N1 - Charlotte, NC; N2 - Savannah, GA

Punt Returns By Opponent

Yds	Player	Site - Team (Score CU-Opp.)	Date
90	Floyd Reid	a - Georgia (0-20)	9-29-1945
90	Dick Nolan	h - Maryland (0-20)	10-3-1953
90	Peter Warrick	h - Florida State (28-35)	9-20-1997
85	Jerrard Tarrant	a - Georgia Tech (27-30)	9-10-2009
84n	Carroll McLain	a - South Carolina (28-14)	10-20-1955
82	Eddie Royal	h - Virginia Tech (23-41)	10-6-2007

Kickoff Returns By Clemson

Yds	Player	Site - Opp. (Score CU-Opp.)	Date
100	John Maxwell	N1 - Cumberland (11-11)	11-26-1903
100	Derrick Hamilton	a - Maryland (20-37)	11-10-2001
100	Derrick Hamilton	h - North Carolina (36-28)	10-25-2003
99	Bill Mathis	a - Georgia Tech (6-16)	10-3-1959
98	Hal Davis	h - Georgia (16-24)	10-13-1962
98	Doug Thomas	h - Long Beach State (59-0)	9-1-1990
98	Doug Thomas	N2 - Maryland (18-17)	9-15-1990
97	Justin Miller	a - Florida State (22-41)	9-25-2004
96	C.J. Spiller	N3 - Alabama (10-34)	8-30-2008
96	C.J. Spiller	h - Middle Tennessee (37-14)	9-5-2009
95	Joe Henderson	h - Georgia Tech (33-12)	9-26-1987
94	Jacoby Ford	h - Louisiana Tech (51-0)	9-30-2006
92	C.J. Spiller	a - Maryland (21-24)	10-3-2009
90	C.J. Spiller	h - Wake Forest (44-10)	11-10-2007
90	C.J. Spiller	a - Miami (FL) (40-37)	10-24-2009
89	Bobby Gage	a - Duquesne (34-13)	11-15-1947
89	Sammy Watkins	a - Maryland (56-45)	10-15-2011
88	C.J. Spiller	a - South Carolina (17-34)	11-28-2009
87	Andre Ellington	h - Maryland (31-7)	10-16-2010
86	Justin Miller	a - Florida State (22-41)	9-25-2004
85n	Antwan Edwards	a - Virginia (18-20)	9-19-1998

N1 - Montgomery, AL; N2 - Baltimore, MD; N3 - Atlanta, GA

Kickoff Returns By Opponent

Yds	Player	Site - Team (Score CU-Opp.)	Date
100	Larry Fallen	h - Virginia Tech (38-7)	10-7-1978
100	Victor Harris	h - Virginia Tech (23-41)	10-6-2007
100	T.J. Thorpe	h - North Carolina (59-38)	10-22-2011
99	Darrell Blackman	a - N.C. State (42-20)	9-22-2007
98	Doug Kotar	h - Kentucky (10-13)	9-11-1971
97	Dick Christy	h - N.C. State (7-13)	10-5-1957
97	Gene Washington	a - Georgia (14-31)	9-22-1973
97	Leon Washington	a - Florida State (31-48)	10-3-2002
96	Quinton McCracken	h - Duke (49-17)	10-15-1988
96	Jeff Smith	a - Boston College (33-34)	9-9-2006
94n	Bennett-Richardson	h - South Carolina (7-33)	11-19-1994
93n	Kevin Marion	a - Wake Forest (27-17)	10-7-2006
92	John Schultz	h - Maryland (20-10)	11-15-1975
92	Jon Jeffries	a - Virginia Tech (22-10)	9-12-1987
91	Fred Gibson	a - Georgia (28-31)	8-31-2002
90	Marcus Mickel	a - Virginia Tech (27-7)	9-16-1989

Interception Returns By Clemson

Yds	Player	Site - Opp. (Score CU-Opp.)	Date
102	Don Kelley	h - Duke (10-21)	10-24-1970
94	Rex Varn	a - N.C. State (33-10)	10-28-1978
93	Rex Varn	h - Maryland (14-21)	9-10-1977

90	Jimmy Quarles	a - Rice (20-14)	9-29-1951
83n	Tim Childers	h - Western Carolina (21-10)	9-25-1982
82	Jock McKissic	h - South Carolina (28-31)	11-25-2006
77n	Rudy Hayes	h - Virginia Tech (21-6)	11-3-1956
76	James Hough	h - Virginia Tech(35-0)	10-10-1945

Interception Returns By Opponent

Yds	Player	Site - Team (Score CU-Opp.)	Date
98n	Scott Woerner	a - Georgia (16-20)	9-20-1980
87	Dennis Tabron	h - Duke (17-34)	10-18-1980
85	Eric King	a - Wake Forest (17-45)	11-1-2003
83	Ernie Arizzi	h - Maryland (21-6)	11-16-1963
81	Mark Franklin	a - N.C. State (35-34)	10-27-1984
76	Wyatt Washington	h - Tulane (13-17)	9-13-1975

Field Goals By Clemson

Yds	Player	Site - Opp. (Score CU-Opp.)	Date
57	Obed Ariri	h - Wake Forest (26-0)	10-29-1977
57	Chris Gardocki	h - Appalachian State (48-0)	9-22-1990
55	Donald Igwebuike	a - N.C. State (38-29)	10-23-1982
55	Donald Igwebuike	a - Boston College (16-31)	9-10-1983
53	Donald Igwebuike	h - Duke (54-21)	10-20-1984
53	Chris Gardocki	N1 - Maryland (18-17)	9-15-1990
53	Nelson Welch	a - Maryland (23-53)	11-14-1992
53	Richard Jackson	a - Georgia Tech (27-30)	9-10-2009
52	Eddie Seigler	a - South Carolina (17-7)	11-27-1971
52	Eddie Seigler	a - Maryland (6-31)	11-11-1972
52	Obed Ariri	a - Virginia (27-24)	10-11-1980
52	Donald Igwebuike	h - Wofford (45-10)	9-5-1981
52	Donald Igwebuike	h - Wake Forest (37-14)	11-3-1984
52	Chris Gardocki	h - North Carolina (37-14)	11-5-1988
52	Nelson Welch	a - Georgia Tech (16-20)	9-26-1992
52	David Richardson	a - Wake Forest (33-16)	11-1-1997
52	Mark Buchholz	h - Wake Forest (44-10)	11-10-2007
52	Richard Jackson	h - Boston College (25-7)	9-19-2009
51	Chris Gardocki	a - Maryland (49-25)	11-12-1988
51	Chris Gardocki	h - Duke (26-7)	9-29-1990
51	Richard Jackson	a - Maryland (21-24)	10-3-2009
50	Bob Burgess	a - Duke (24-8)	10-10-1973

N1 - Baltimore, MD

Field Goals By Opponent

Yds	Player	Site - Team (Score CU-Opp.)	Date
60	Kevin Butler	a - Georgia (23-26)	9-22-1984
57	Vince Fusco	h - Duke (18-18)	10-16-1976
55	Dustin Hopkins	a - Florida State (13-16)	11-13-2010
54	Johnny Duncan	a - Georgia Tech (21-10)	10-4-1969
54	Scott Hagler	a - South Carolina (24-17)	11-23-1985
54	Leigh Tiffin	N1 - Alabama (10-34)	8-30-2008
53	Shayne Graham	h - Virginia Tech (0-37)	9-12-1998
53	Matt Brooks	a - Duke (13-16)	11-13-2004
52	Roger Pruett	a - Auburn (13-35)	10-23-1971
52	Sam Swank	h - Wake Forest (44-10)	11-10-2007
52	Graham Gano	a - Florida State (27-41)	11-8-2008
51	John Riley	a - Auburn (21-43)	10-14-1967
51	Kevin Butler	a - Georgia (23-26)	9-22-1984
51	Josh Scobee	h - Louisiana Tech (33-13)	9-7-2002
51	Matt Boshier	a - Miami (FL) (40-37)	10-24-2009
50	Scott Sisson	a - Georgia Tech (16-20)	9-26-1992
50	Bill Hollows	h - Wake Forest (21-10)	9-28-1996
50	Connor Hughes	a - Virginia (10-30)	10-7-2004

N1 - Atlanta, GA

Punts By Clemson

Yds	Player	Site - Opp. (Score CU-Opp.)	Date
81	Mitch Tyner	h - Texas A&M (15-30)	10-6-1973
79	Dawson Zimmerman	h - North Texas (35-10)	9-4-2010
78	Chris Gardocki	h - South Carolina (24-15)	11-17-1990
76	Dawson Zimmerman	a - Boston College (10-16)	10-30-2010
75	Banks McFadden	a - Army (6-21)	10-2-1937
75	Booty Payne	a - Boston College (26-13)	11-11-1941
75	Jamie Somaini	a - Florida State (7-54)	11-4-2000
74	Joe Pagliei	a - South Carolina (7-14)	10-22-1953
72	David Sims	h - Virginia (17-7)	10-6-1979
71	David Sims	h - South Carolina (41-23)	11-25-1978
71	Jimmy Maners	h - Louisiana-Monroe (49-26)	9-8-2007
70	Nelson Welch	a - N.C. State (6-20)	10-24-1992

Punts By Opponent

Yds	Player	Site - Team (Score CU-Opp.)	Date
81	Greg Davis	h - The Citadel (24-0)	10-4-1986
80	Jay Feltz	a - South Carolina (9-13)	11-24-1979
80	Brian Morton	h - Duke (58-7)	11-6-1999
77	Gerald Burch	a - Georgia Tech (0-13)	11-8-1958
74	Ryan Plackemeier	a - Wake Forest (27-31)	10-1-2005
71	Brooks Barnard	h - Maryland (35-14)	10-14-2000
70	Chuck Ramsey	h - Wake Forest (10-9)	10-30-1971

n - non-scoring play



SINGLE-GAME INDIVIDUAL BESTS

- OVERVIEW
- COACHES
- UNIVERSITY
- TRADITIONS
- PLAYERS
- REVIEW
- OPPONENTS
- RECORDS

Total Offense By Clemson

Yds	Rush,Pass	Player	Site - Opp. (Score CU-Opp.)	Date
517	184,333	Woodrow Dantzler	a - N.C. State (45-37)	10-13-2001
435	183,252	Woodrow Dantzler	a - Maryland (42-30)	10-16-1999
418	164,254	Woodrow Dantzler	a - Georgia Tech (47-44)	9-29-2001
416	30,386	Tajh Boyd	h - Auburn (38-24)	9-17-2011
414	-6,420	Charlie Whitehurst	a - Duke (34-31)	11-2-2002
378	135,243	Woodrow Dantzler	h - Duke (59-31)	12-1-2001
375	8,367	Tajh Boyd	h - North Carolina (59-38)	10-22-2011
374	141,233	Bobby Gage	h - Auburn (34-18)	11-22-1947
374	220,154	Woodrow Dantzler	a - Virginia (31-10)	9-23-2000
370	27,343	Tajh Boyd	h - Wake Forest (31-28)	11-12-2011
368	-4,372	Cullen Harper	h - Virginia Tech (23-41)	10-6-2007
366	23,343	Brandon Streeter	h - Virginia (33-14)	9-11-1999
363	19,344	Tajh Boyd	h - Florida State (35-30)	9-24-2011
346	58,288	Charlie Whitehurst	h - Miami (FL) (30-36)	9-17-2005
345	43,302	Charlie Whitehurst	a - South Carolina (63-17)	11-22-2003
343	50,293	Willie Simmons	a - Florida State (31-48)	10-3-2002
340	-3,343	Will Proctor	a - Boston College (33-34)	9-9-2006
339	41,298	Charlie Whitehurst	h - Middle Tennessee (37-14)	9-13-2003
337	51,286	Nealon Greene	a - Wake Forest (33-16)	11-1-1997
336	59,277	Woodrow Dantzler	h - Florida State (27-41)	11-3-2001
335	12,323	Thomas Ray	a - North Carolina (13-17)	11-6-1965
334	3,331	Charlie Whitehurst	h - Duke (40-7)	11-15-2003
330	119,211	Woodrow Dantzler	a - Wake Forest (21-14)	10-27-2001
329	0,329	Brandon Streeter	h - N.C. State (39-46)	10-31-1998
326	76,250	Nealon Greene	a - N.C. State (19-17)	9-13-1997
323	166,157	Woodrow Dantzler	h - Wake Forest (55-7)	9-16-2000
323	103,220	Woodrow Dantzler	h - N.C. State (34-27)	10-7-2000
322	116,206	DeChane Cameron	a - South Carolina (41-24)	11-23-1991
320	37,283	Tajh Boyd	h - Boston College (36-14)	10-8-2011
318	67,251	Woodrow Dantzler	h - Virginia (24-26)	9-22-2001
312	100,212	Ken Pengitore	a - North Carolina (37-29)	11-10-1973
312	42,270	Homer Jordan	h - Maryland (21-7)	11-14-1981
312	3,309	Charlie Whitehurst	h - North Carolina (36-28)	10-25-2003
311	39,272	Charlie Whitehurst	h - Florida State (26-10)	11-8-2003
310	83,227	Ken Pengitore	h - Virginia (32-27)	10-13-1973
309	36,273	Nealon Greene	h - Duke (29-20)	11-8-1997
308	7,301	Brandon Streeter	N1 - Mississippi State (7-17)	12-30-1999
308	134,174	Woodrow Dantzler	a - Duke (52-22)	9-30-2000
307	37,270	Tajh Boyd	a - Maryland (56-45)	10-15-2011
306	102,204	Woodrow Dantzler	a - South Carolina (15-20)	11-17-2001
306	8,298	Charlie Whitehurst	a - Georgia Tech (39-3)	9-20-2003
305	120,185	Woodrow Dantzler	a - Georgia Tech (42-45)	11-13-1999
303	15,288	Charlie Whitehurst	h - Wake Forest (37-30)	9-4-2004
302	-2,304	Charlie Whitehurst	a - Wake Forest (27-31)	10-1-2005
301	-18,319	Brandon Streeter	h - Wake Forest (19-29)	9-26-1998
301	0,301	Charlie Whitehurst	h - Furman (28-17)	9-6-2003
300	-7,307	Charlie Whitehurst	h - Temple (37-7)	10-22-2005

N1 - Atlanta, GA (Peach Bowl)

Total Offense By Opponent

Yds	Rush,Pass	Player	Site - Team (Score CU-Opp.)	Date
509	-12,521	Chris Weinke	a - Florida State (7-54)	11-4-2000
450	-4,454	George Godsey	h - Georgia Tech (28-31)	10-28-2000
433	26,407	Geno Smith	N3 - West Virginia (33-70)	1-4-2012

416	47,369	Chris Rix	h - Florida State (27-41)	11-3-2001
410	88,322	Joe Hamilton	a - Georgia Tech (42-45)	11-13-1999
408	-10,418	John Kaleo	a - Maryland (23-53)	11-14-1992
402	15,387	Matt Cavanaugh	N1 - Pittsburgh (3-34)	12-30-1977
401	6,395	Terry Harvey	a - N.C. State (43-22)	9-30-1995
386	2,384	Casey Clausen	N2 - Tennessee (27-14)	1-2-2004
377	10,367	Ben Bennett	a - Duke (38-31)	10-15-1983

N1 - Jacksonville, FL (Gator Bowl); N2 - Atlanta, GA (Peach Bowl); N3 - Miami Gardens, FL (Orange Bowl)

Carries By Clemson

Car.	Yards	Player	Site - Opp. (Score CU-Opp.)	Date
36	133	Jim Shirley	a - N.C. State (6-0)	10-6-1951
36	202	Ray Yauger	h - Wake Forest (28-14)	10-18-1969
36	204	Raymond Priestler	a - Maryland (20-9)	10-25-1997
35	201	Ray Yauger	h - North Carolina (24-14)	11-16-1968
33	163	Fred Cone	a - Auburn (41-0)	11-25-1950
33	234	Don King	a - Fordham (12-12)	11-8-1952
32	92	Buddy Gore	h - South Carolina (3-7)	11-23-1968
32	143	Terry Allen	a - Duke (17-21)	9-30-1989
32	263	Raymond Priestler	h - Duke (34-17)	11-11-1995

Carries By Opponent

Car.	Yards	Player	Site - Team (Score CU-Opp.)	Date
45	249	James McDougald	a - Wake Forest (14-20)	10-9-1976
38	195	Torin Kirtsey	h - Georgia (17-19)	10-7-1995
37	203	Branden Ore	a - Virginia Tech (7-24)	10-26-2006
37	143	Montel Harris	a - Boston College (10-16)	10-30-2010
35	113	Morgan Kane	h - Wake Forest (19-28)	9-26-1998
34	174	Toney Baker	h - N.C. State (20-14)	11-11-2006
33	131	Morgan Kane	h - Wake Forest (21-10)	9-28-1996
32	184	Don McCauley	h - North Carolina (7-42)	11-14-1970
32	178	Charlie Wysocki	h - Maryland (0-19)	9-15-1979
32	135	Corey Croom	h - Ball State (24-10)	9-5-1992
32	145	Tashard Choice	a - Georgia Tech (3-13)	9-29-2007

Rushing Yards By Clemson

Yds	Car.	Player	Site - Opp. (Score CU-Opp.)	Date
263	32	Raymond Priestler	h - Duke (34-17)	11-11-1995
260	27	Cliff Austin	h - Duke (49-14)	10-16-1982
234	33	Don King	a - Fordham (12-12)	11-8-1952
233	20	C.J. Spiller	N1 - Georgia Tech (34-39)	12-5-2009
226	21	Wesley McFadden	a - Virginia Tech (22-10)	9-12-1987
220	18	Woodrow Dantzler	a - Virginia (31-10)	9-23-2000
216	21	James Davis	h - Georgia Tech (31-7)	10-21-2006
212	24	Andre Ellington	a - Maryland (56-45)	10-15-2011
210	22	Terrence Flagler	a - Virginia (31-17)	10-11-1986
209	30	Terrence Flagler	a - Wake Forest (28-20)	11-1-1986
204	15	Buck George	h - Presbyterian College (53-13)	9-20-1952
204	36	Raymond Priestler	a - Maryland (20-9)	10-25-1997
202	36	Ray Yauger	h - Wake Forest (28-14)	10-18-1969
201	35	Ray Yauger	h - North Carolina (24-14)	11-16-1968

N1 - Tampa, FL (ACC Championship Game)

Rushing Yards By Opponent


Yds	Car.	Player	Site - Team (Score CU-Opp.)	Date
256	19	Steve Wadiak	a - South Carolina (14-14)	10-19-1950
249	45	James McDougald	a - Wake Forest (20-36)	10-9-1976
230	20	Larry Hopkins	a - Wake Forest (14-20)	10-17-1970
228	28	Mike Voight	a - North Carolina (38-35)	11-8-1975
227	24	Ted Brown	h - N.C. State (7-45)	10-25-1975
217	16	Brent Cunningham	a - Georgia Tech (7-28)	10-3-1970
214	29	Alvin Blount	N1 - Maryland (23-41)	11-17-1984
204	22	Bubba Bean	h - Texas A&M (15-30)	10-6-1973

N1 - Baltimore, MD

Passing Yards By Clemson

Yds	Comp.-Att.	Player	Site - Opp. (Score CU-Opp.)	Date
420	34-52	Charlie Whitehurst	a - Duke (34-31)	11-2-2002
386	30-42	Tajh Boyd	h - Auburn (38-24)	9-17-2011
372	38-66	Cullen Harper	h - Virginia Tech (23-41)	10-6-2007
367	27-46	Tajh Boyd	h - North Carolina (59-38)	10-22-2011
344	22-35	Tajh Boyd	h - Florida State (35-30)	9-24-2011
343	24-32	Brandon Streeter	h - Virginia (33-14)	9-11-1999
343	25-40	Will Proctor	a - Boston College (33-34)	9-9-2006
343	27-43	Tajh Boyd	h - Wake Forest (31-28)	11-12-2011
333	23-27	Woodrow Dantzler	a - N.C. State (45-37)	10-13-2001
331	27-40	Charlie Whitehurst	h - Duke (40-7)	11-15-2003
329	27-38	Brandon Streeter	h - N.C. State (39-46)	10-31-1998
326	25-37	Kyle Parker	a - Miami (FL) (40-37)	10-24-2009
323	21-43	Thomas Ray	a - North Carolina (13-17)	11-6-1965
320	22-45	Charlie Whitehurst	a - Maryland (7-21)	10-4-2003
319	18-32	Brandon Streeter	h - Wake Forest (19-29)	9-26-1998
309	18-34	Charlie Whitehurst	h - North Carolina (36-28)	10-25-2003
307	19-27	Charlie Whitehurst	h - Temple (37-7)	10-22-2005
304	28-42	Charlie Whitehurst	a - Wake Forest (27-31)	10-1-2005
302	18-26	Charlie Whitehurst	a - South Carolina (63-17)	11-22-2003
301	24-50	Brandon Streeter	N1 - Mississippi State (7-17)	12-30-1999
301	23-31	Charlie Whitehurst	h - Furman (28-17)	9-6-2003

N1 - Atlanta, GA (Peach Bowl)



TAJH BOYD OWNS FOUR OF THE TOP-EIGHT PASSING YARDAGE TOTALS IN CLEMSON HISTORY. HIS 386 PASSING YARDS IN THE TIGERS' 38-24 WIN OVER AUBURN IN 2011 IS THE SECOND-HIGHEST MARK IN SCHOOL HISTORY.

SINGLE-GAME INDIVIDUAL BESTS



OVERVIEW
COACHES
UNIVERSITY
TRADITIONS
PLAYERS
REVIEW
OPPONENTS
RECORDS

Passing Yards By Opponent

Yds	Comp.-Att.	Player	Site - Team (Score CU-Opp.)	Date
521	27-43	Chris Weinke	a - Florida State (7-54)	11-4-2002
454	35-57	George Godsey	h - Georgia Tech (28-31)	10-28-2000
418	27-41	John Kaleo	a - Maryland (23-53)	11-14-1992
407	32-43	Geno Smith	N5 - West Virginia (33-70)	1-4-2012
395	30-54	Terry Harvey	a - N.C. State (43-22)	9-30-1995
387	23-36	Matt Cavanaugh	N1 - Pittsburgh (3-34)	12-30-1977
384	31-55	Casey Clausen	N4 - Tennessee (27-14)	1-2-2004
375	32-43	Dave Brown	N2 - Duke (33-21)	11-30-1991
375	32-43	Kliff Kingsbury	N3 - Texas Tech (15-55)	12-23-2002

N1 - Jacksonville, FL (Gator Bowl); N2 - Tokyo, Japan; N3 - Orlando, FL (Tangerine Bowl); N4 - Atlanta, GA (Peach Bowl); N5 - Miami Gardens, FL (Orange Bowl)

Passing Attempts By Clemson

Att.	Co.	Yds	Player	Site - Opp. (Score CU-Opp.)	Date
66	38	372	Cullen Harper	h - Virginia Tech (23-41)	10-6-2007
55	25	273	Patrick Sapp	a - Maryland (23-53)	11-14-1992
55	31	288	Charlie Whitehurst	h - Miami (FL) (30-36)	9-17-2005
53	21	271	Rodney Williams	h - N.C. State (28-30)	10-27-1987
52	34	420	Charlie Whitehurst	a - Duke (34-31)	11-2-2002
50	24	301	Brandon Streeter	N1 - Mississippi State (7-17)	12-30-1999
48	25	237	Tommy Kendrick	a - Florida State (13-38)	11-7-1970
48	20	263	Charlie Whitehurst	N2 - Texas Tech (15-55)	12-23-2002
46	27	367	Tajh Boyd	h - North Carolina (59-38)	10-22-2011
46	24	250	Tajh Boyd	N3 - West Virginia (33-70)	1-4-2012

N1 - Atlanta, GA (Peach Bowl); N2 - Orlando, FL (Tangerine Bowl); N3 - Miami Gardens, FL (Orange Bowl)

Passing Attempts By Opponent

Att.	Co.	Yds	Player	Site - Team (Score CU-Opp.)	Date
57	24	197	Kip Allen	h - The Citadel (24-0)	10-4-1986
57	35	454	George Godsey	h - Georgia Tech (28-31)	10-28-2000
56	28	283	Jay Venuto	a - Wake Forest (35-33)	11-1-1980
56	30	297	Shane Montgomery	h - N.C. State (30-10)	10-21-1989
56	23	283	D. Bryant	h - Duke (59-31)	12-1-2001
55	31	384	Casey Clausen	N1 - Tennessee (27-14)	1-2-2004
54	30	395	Terry Harvey	a - N.C. State (43-22)	9-30-1995
53	34	367	Ben Bennett	a - Duke (38-31)	10-15-1983

N1 - Atlanta, GA (Peach Bowl)

Completions By Clemson

Co.	Att.	Yds	Player	Site - Opp. (Score CU-Opp.)	Date
38	66	372	Cullen Harper	h - Virginia Tech (23-41)	10-6-2007
34	52	420	Charlie Whitehurst	a - Duke (34-31)	11-2-2002
31	55	288	Charlie Whitehurst	h - Miami (FL) (30-36)	9-17-2005
30	42	386	Tajh Boyd	h - Auburn (38-24)	9-17-2011
28	42	304	Charlie Whitehurst	a - Wake Forest (27-31)	10-1-2005
28	38	229	Cullen Harper	a - South Carolina (23-21)	11-24-2007
28	44	239	Kyle Parker	a - Florida State (13-16)	11-13-2010
27	38	329	Brandon Streeter	h - N.C. State (39-46)	10-31-1998
27	43	195	Brandon Streeter	a - Virginia Tech (11-31)	9-23-1999
27	38	287	Charlie Whitehurst	h - South Carolina (27-20)	11-23-2002
27	44	265	Charlie Whitehurst	h - Virginia (30-27)	10-11-2003
27	40	331	Charlie Whitehurst	h - Duke (40-7)	11-15-2003
27	35	266	Cullen Harper	h - Wake Forest (44-10)	11-10-2007
27	46	367	Tajh Boyd	h - North Carolina (59-38)	10-22-2011
27	43	343	Tajh Boyd	h - Wake Forest (31-28)	11-12-2011

Co.	Att.	Yds	Player	Site - Team (Score CU-Opp.)	Date
35	57	454	George Godsey	h - Georgia Tech (28-31)	10-28-2000
34	53	367	Ben Bennett	a - Duke (38-31)	10-15-1983
33	48	271	Matt Schaub	h - Virginia (30-27)	10-11-2003
32	43	375	Kliff Kingsbury	N1 - Texas Tech (15-55)	12-23-2002
32	43	407	Geno Smith	N3 - West Virginia (33-70)	1-4-2012
31	46	368	Bruce Gadd	a - Rice (10-29)	9-23-1972
31	55	385	Casey Clausen	N2 - Tennessee (27-14)	1-2-2004
31	47	315	Matt Ryan	h - Boston College (17-20)	11-17-2007
30	49	298	Scott Secules	a - Virginia (31-17)	10-11-1986
30	56	297	Shane Montgomery	h - N.C. State (30-10)	10-21-1989
30	54	395	Terry Harvey	a - N.C. State (43-22)	9-30-1995
30	45	307	Steve Tanneyhill	a - South Carolina (38-17)	11-18-1995

N1 - Orlando, FL (Tangerine Bowl); N2 - Atlanta, GA (Peach Bowl); N3 - Miami Gardens, FL (Orange Bowl)

Completion Percentage By Clemson

Pct.	Co.-Att.	Player	Site - Opp. (Score CU-Opp.)	Date
94.1	16-17	Woodrow Dantzler	h - The Citadel (38-0)	9-2-2000
90.9	20-22	Cullen Harper	h - Central Michigan (70-14)	10-20-2007
88.2	15-17	Kyle Parker	a - Wake Forest (30-10)	11-20-2010
85.7	12-14	DeChane Cameron	a - South Carolina (41-24)	11-23-1991
85.2	23-27	Woodrow Dantzler	a - N.C. State (45-37)	10-13-2001
84.6	11-13	Willie Jordan	a - Duke (21-25)	10-18-1975
84.2	16-19	Cullen Harper	h - Furman (38-10)	9-15-2007
82.1	23-28	Charlie Whitehurst	h - Middle Tennessee (37-14)	9-13-2003
81.8	9-11	Bobby Gage	a - Furman (35-7)	11-8-1947
81.8	18-22	Charlie Whitehurst	a - Maryland (28-24)	9-10-2005

Note: Minimum 10 attempts.

Completion Percentage By Opponent

Pct.	Co.-Att.	Player	Site - Team (Score CU-Opp.)	Date
100.0	11-11	Darian Durant	h - North Carolina (3-38)	10-20-2001
84.6	22-26	Terry Jordan	a - N.C. State (24-17)	10-20-1990
81.8	9-11	Bob Avellini	a - Maryland (6-31)	11-11-1972
81.2	13-16	Mike Cavan	a - Georgia (0-38)	9-26-1970
80.0	16-20	Art Schlichter	N1 - Ohio State (17-15)	12-29-1978
80.0	20-25	Cory Randolph	a - Wake Forest (27-31)	10-1-2005
78.3	18-23	Riley Skinner	a - Wake Forest (27-17)	10-7-2006
75.8	25-33	Charlie Ward	a - Florida State (0-57)	9-11-1993
75.0	12-16	Dale Betty	a - Maryland (17-19)	10-15-1960
75.0	18-24	James Stevens	a - Georgia Tech (21-29)	10-29-1973
75.0	9-12	Jeff Grantz	a - South Carolina (20-56)	11-22-1975
75.0	9-12	Rusty LaRue	h - Wake Forest (24-8)	10-29-1994

N1 - Jacksonville, FL (Gator Bowl); Note: Minimum 10 attempts.

Passing Efficiency By Clemson

Eff.	Player	C-A-Yds-TD-I	Site - Opp. (Score CU-Opp.)	Date
310.7	Bobby Gage	9-11-245-1-2	a - Furman (42-0)	11-8-1947
282.1	Harvey White	8-10-162-0-2	a - South Carolina (27-0)	10-22-1959
261.1	Cullen Harper	20-22-273-1-5	h - Central Michigan (70-14)	10-20-2007
253.9	Cullen Harper	16-19-266-0-3	h - Furman (38-10)	9-15-2007
248.8	Nealson Greene	8-11-152-0-2	a - N.C. State (43-22)	9-30-1995
247.2	Woodrow Dantzler	16-17-192-0-3	h - The Citadel (38-0)	9-2-2000
241.1	Charlie Whitehurst	12-20-274-0-4	a - North Carolina (42-12)	11-9-2002
240.4	Jimmy Addison	12-19-283-0-3	h - Virginia (40-35)	9-24-1966
239.1	Tommy Kendrick	9-14-252-0-1	N1 - Virginia (32-15)	10-16-1971
237.7	Woodrow Dantzler	23-27-333-0-4	a - N.C. State (45-37)	10-13-2001

N1 - Richmond, VA; Note: Minimum 10 attempts.

Passing Efficiency By Opponent

Eff.	Player	C-A-Yds-I-TD	Site - Team (Score CU-Opp.)	Date
323.1	Jeff Grantz	9-12-158-0-5	a - South Carolina (20-56)	11-22-1975
270.5	Scotty Glacken	8-12-134-0-4	a - Duke (30-35)	10-19-1963
256.5	Billy Lothridge	7-10-128-1-3	a - Georgia Tech (9-26)	9-22-1962
242.5	Mike Elkins	11-16-213-0-3	a - Wake Forest (38-21)	10-29-1988
226.9	Clyde Walker	10-14-165-1-3	h - Florida State (7-43)	11-1-1975
213.0	Mike Tice	9-13-144-0-2	a - Maryland (7-34)	11-15-1980
207.7	Connor Shaw	14-20-210-0-3	a - South Carolina (13-34)	11-26-2011
205.2	Joe Hamilton	22-30-322-2-5	a - Georgia Tech (42-45)	11-13-1999
203.7	Donovan McNabb	13-23-309-1-3	N1 - Syracuse (0-41)	1-1-1996

N1 - Jacksonville, FL (Gator Bowl); Note: Minimum 10 attempts.

Total Offense Plays By Clemson

PL	Player	Car-Yds	C-A-Y	Site - Team (Score CU-Opp.)	Date
77	Cullen Harper	11-(-4)	38-66-372	h - Virginia Tech (23-41)	10-6-2007
65	Charlie Whitehurst	13-(-6)	34-52-420	a - Duke (34-31)	11-2-2002
64	Patrick Sapp	9-5	25-55-273	a - Maryland (23-53)	11-14-1992
62	Woodrow Dantzler	22-59	22-40-277	h - Florida State (27-41)	11-3-2001
60	Charlie Whitehurst	5-58	31-55-288	h - Miami (FL) (30-36)	9-17-2005
57	Rodney Williams	4-12	21-53-271	h - N.C. State (28-30)	10-24-1987
57	Woodrow Dantzler	23-67	25-34-251	h - Virginia (24-26)	9-22-2001
57	Woodrow Dantzler	25-164	18-32-254	a - Georgia Tech (47-44)	9-29-2001
57	Charlie Whitehurst	12-(-39)	22-45-320	a - Maryland (7-21)	10-4-2003
57	Tajh Boyd	11-8	27-46-367	h - North Carolina (59-38)	10-22-2011

Total Offense Plays By Opponent

PL	Player	Car-Yds	C-A-Y	Site - Team (Score CU-Opp.)	Date
67	Casey Clausen	12-2	31-55-384	N3 - Tennessee (27-14)	1-2-2004
64	D. Bryant	8-(-10)	23-56-283	h - Duke (59-31)	12-1-2001
63	Jay Venuto	7-36	28-56-293	a - Wake Forest (35-33)	11-1-1980
63	George Godsey	6-(-4)	35-57-454	h - Georgia Tech (28-31)	10-28-2000
63	Luke McCown	11-(-5)	25-52-328	N2 - Louisiana Tech (49-24)	12-31-2001
62	Randy Allen	5-(-19)	24-57-197	h - The Citadel (24-0)	10-4-1986
61	Shane Montgomery	5-3	30-56-297	a - N.C. State (30-10)	10-21-1989
61	Dwight Dasher	19-61	20-42-204	h - Middle Tennessee (37-14)	9-5-2009
60	Dave Brown	12-(-32)	23-48-385	N1 - Duke (33-21)	11-30-1991

N1 - Tokyo, Japan; N2 - Boise, ID (Humanitarian Bowl); N3 - Atlanta, GA (Peach Bowl)

Receptions By Clemson

Rec.	Yards	Player	Site - Opp. (Score CU-Opp.)	Date
12	133	Airese Currie	h - Middle Tennessee (37-14)	9-13-2003
11	129	Phil Rogers	a - North Carolina (13-17)	11-6-1965
11	111	Rod Gardner	h - Marshall (10-13)	9-4-1999
11	156	Chansi Stuckey	h - Florida State (35-14)	11-12-2005
11	124	Chansi Stuckey	a - Boston College (33-34)	9-9-2006
11	174	Aaron Kelly	h - Virginia Tech (23-41)	10-6-2007
11	100	Tyler Grisham	h - Virginia Tech (23-41)	10-6-2007
10	148	Hank Walker	h - Auburn (34-18)	11-22-1947
10	144	Charlie Waters	h - Alabama (13-38)	10-25-1969
10	124	Perry Tuttle	a - Wake Forest (35-33)	11-1-1980
10	151	Perry Tuttle	h - Maryland (21-7)	11-14-1981
10	110	Tony Horne	h - Appalachian State (23-12)	9-6-1997
10	131	Tony Horne	h - Florida State (28-35)	9-20-1997
10	122	Rod Gardner	h - Duke (58-7)	11-6-1999
10	137	Rod Gardner	h - N.C. State (34-27)	10-7-2000
10	89	Kevin Youngblood	h - Louisiana Tech (33-13)	9-7-2002
10	123	J.J. McKelvey	h - Ball State (30-7)	9-21-2002
10	103	J.J. McKelvey	a - Duke (34-31)	11-2-2002

SINGLE-GAME INDIVIDUAL BESTS



- OVERVIEW
- COACHES
- UNIVERSITY
- TRADITIONS
- PLAYERS
- REVIEW
- OPPONENTS
- RECORDS

10	100	Kevin Youngblood	h - Furman (28-17)	9-6-2003
10	93	Aaron Kelly	h - Wake Forest (44-10)	11-10-2007
10	89	Tyler Grisham	h - Boston College (17-20)	11-17-2007
10	96	Aaron Kelly	h - Duke (31-7)	11-15-2008
10	155	Sammy Watkins	h - Auburn (38-24)	9-17-2011
10	107	DeAndre Hopkins	N1 - West Virginia (33-70)	1-4-2012

N1 - Miami Gardens, FL (Orange Bowl)

Receptions By Opponent

Rec.	Yards	Player	Site - Opp. (Score CU-Opp.)	Date
14	209	Kelly Campbell	h - Georgia Tech (28-31)	10-28-2000
13	209	Henley Carter	h - Duke (39-22)	10-19-1968
13	149	Wes Chesson	a - Duke (10-21)	10-24-1970
13	132	Mark Militello	a - Duke (38-31)	10-15-1983
12	115	Phil Denfeld	h - Wake Forest (82-24)	10-31-1981
12	123	Tavon Austin	N1 - West Virginia (33-70)	1-4-2012
11	131	Larry Seivers	a - Tennessee (19-21)	10-2-1976
11	113	John Tice	a - Maryland (24-22)	11-13-1982
11	114	Joey Gibson	h - Appalachian State (23-12)	9-6-1997
11	225	Torry Holt	h - N.C. State (39-46)	10-31-1998
11	121	Peter Warrick	h - Florida State (14-17)	10-23-1999
11	78	Wali Lundy	a - Virginia (17-22)	10-12-2002
11	92	Andre Callender	h - Boston College (17-20)	11-17-2007

N1 - Miami Gardens, FL (Orange Bowl)

Receiving Yards By Clemson

Yds	Rec.	Player	Site - Opp. (Score CU-Opp.)	Date
182	7	Rod Gardner	a - North Carolina (38-24)	10-21-2000
175	7	Derrick Hamilton	a - Maryland (7-21)	10-4-2003
174	11	Aaron Kelly	h - Virginia Tech (23-41)	10-6-2007
163	5	Jerry Butler	a - Georgia Tech (31-14)	9-24-1977
161	7	Perry Tuttle	h - Wake Forest (82-24)	10-31-1981
157	9	DeAndre Hopkins	h - North Carolina (59-38)	10-22-2011
156	8	Terry Smith	a - Florida State (0-57)	9-11-1993
156	11	Chansi Stuckey	h - Florida State (35-14)	11-12-2005
155	7	Aaron Kelly	h - Temple (37-7)	10-22-2005
155	10	Sammy Watkins	h - Auburn (38-24)	9-17-2011

Receiving Yards By Opponent

Yds	Rec.	Player	Site - Opp. (Score CU-Opp.)	Date
249	8	Peter Warrick	h - Florida State (28-35)	9-20-1997
225	11	Torry Holt	h - N.C. State (39-46)	10-31-1998
209	13	Henley Carter	h - Duke (39-22)	10-19-1968
209	14	Kelly Campbell	h - Georgia Tech (28-31)	10-28-2000
184	9	Marcus Badgett	a - Maryland (23-53)	11-14-1992
178	10	Delwyn Daigre	N2 - Louisiana Tech (49-24)	12-31-2001
173	7	Marvin Harrison	N1 - Syracuse (0-41)	1-1-1996
170	9	Jonathan Smith	a - Georgia Tech (39-3)	9-20-2003

N1 - Jacksonville, FL (Gator Bowl); N2 - Boise, ID (Humanitarian Bowl)

Points By Clemson

Pts	Player	TD	XP	Site - Opp. (Score CU-Opp.)	Date
33	Maxcey Welch	5	3	h - Newberry (75-0)	10-17-1930
30	Stumpy Banks	5	0	a - Furman (38-0)	10-13-1917
24	Boo Armstrong	4	0	a - South Carolina (39-0)	11-2-1918
24	Fred Cone	4	0	a - Auburn (41-0)	11-25-1950
24	Terrence Flagler	4	0	a - Wake Forest (28-20)	11-1-1986
24	Emory Smith	4	0	a - Wake Forest (29-14)	9-16-1995
24	Travis Zachery	4	0	h - Duke (58-7)	11-6-1999
24	Travis Zachery	4	0	h - Duke (59-31)	12-1-2001
24	Chad Jasmin	4	0	a - South Carolina (63-17)	11-22-2003
24	James Davis	4	0	h - North Carolina (52-7)	9-23-2006
24	C.J. Spiller	4	0	N1 - Georgia Tech (34-39)	12-5-2009

N1 - Tampa, FL (ACC Championship Game)

Points By Opponent

Pts	Player	TD	XP	Site - Opp. (Score CU-Opp.)	Date
24	Kevin McLee	4	0	a - Georgia (7-35)	10-4-1975
24	Ted Brown	4	0	h - N.C. State (7-45)	10-25-1975
24	Torry Holt	4	0	h - N.C. State (39-46)	10-31-1998
24	LaMont Jordan	4	0	a - Maryland (42-30)	10-16-1999
24	Tavon Austin	4	0	N1 - West Virginia (33-70)	1-4-2012

N1 - Miami Gardens, FL (Orange Bowl)

Field Goals By Clemson

FG	Distances	Player	Site - Opp. (Score CU-Opp.)	Date
6	(21, 21, 25, 18, 44, 42)	Jad Dean	h - Texas A&M (25-24)	9-3-2005
6	(23, 33, 32, 52, 42, 35)	Richard Jackson	h - Boston College (25-7)	9-19-2009
5	(31, 42, 32, 46, 41)	Nelson Welch	h - N.C. State (29-19)	10-26-1991
5	(30, 53, 43, 31, 32)	Nelson Welch	a - Maryland (23-53)	11-14-1992
5	(34, 37, 47, 34, 20)	Nelson Welch	a - North Carolina (28-17)	11-5-1994
5	(38, 42, 18, 20, 47)	Chandler Catanzaro	h - Boston College (36-14)	10-8-2011
4	(49, 26, 24, 57)	Obed Ariri	h - Wake Forest (26-0)	10-29-1979
4	(30, 33, 44, 17)	Obed Ariri	a - North Carolina (19-10)	11-10-1979
4	(19, 45, 39, 30)	Obed Ariri	a - N.C. State (20-24)	10-25-1980
4	(47, 25, 30, 25)	Chris Gardocki	h - Georgia (34-3)	10-6-1990
4	(38, 20, 45, 44)	Chris Gardocki	a - Georgia Tech (19-21)	10-13-1990
4	(25, 47, 30, 20)	Matt Padgett	a - N.C. State (19-17)	9-13-1997
4	(52, 34, 30, 35)	David Richardson	a - Wake Forest (33-16)	11-1-1997

4	(25, 22, 39, 24)	David Richardson	h - Furman (33-0)	9-5-1998
4	(47, 22, 38, 37)	Aaron Hunt	h - Louisiana Tech (33-13)	9-7-2002
4	(29, 35, 22, 42)	Aaron Hunt	h - Maryland (12-30)	11-16-2002
4	(23, 35, 32, 37)	Aaron Hunt	h - Florida State (26-10)	11-8-2003
4	(21, 47, 36, 42)	Jad Dean	h - N.C. State (26-20)	10-30-2004
4	(27, 32, 25, 22)	Jad Dean	h - Maryland (12-13)	11-4-2006
4	(28, 46, 29, 25)	Mark Buchholz	a - N.C. State (42-20)	9-22-2007

Yards On Field Goals By Clemson

Yds	Distances	Player	Site - Opp. (Score CU-Opp.)	Date
217	(23, 33, 32, 52, 42, 35)	Richard Jackson	h - Boston College (25-7)	9-19-2009
192	(31, 42, 32, 46, 41)	Nelson Welch	h - N.C. State (29-19)	10-26-1991
189	(30, 53, 43, 31, 32)	Nelson Welch	a - Maryland (23-53)	11-14-1992
172	(34, 37, 47, 34, 20)	Nelson Welch	a - North Carolina (28-17)	11-5-1994
171	(21, 21, 25, 18, 44, 42)	Jad Dean	h - Texas A&M (25-24)	9-3-2005
165	(38, 42, 18, 20, 47)	Chandler Catanzaro	h - Boston College (36-14)	10-8-2011
156	(49, 26, 24, 57)	Obed Ariri	h - Wake Forest (26-0)	10-29-1979
151	(52, 34, 30, 35)	David Richardson	a - Wake Forest (33-16)	11-1-1997
147	(38, 20, 45, 44)	Chris Gardocki	a - Georgia Tech (19-21)	10-13-1990
146	(21, 47, 36, 42)	Jad Dean	h - N.C. State (26-20)	10-30-2004
146	(48, 52, 46)	Mark Buchholz	h - Wake Forest (44-10)	11-10-2007

Kickoff Return Yards By Clemson

Yds	Returns	Player	Site - Team (Score CU-Opp.)	Date
282	6	Justin Miller	a - Florida State (22-41)	9-25-2004
207	5	Sammy Watkins	a - Maryland (56-45)	10-15-2011
174	5	David Thomas	a - Georgia Tech (9-31)	10-7-1972
160	7	John Shields	h - Alabama (13-38)	10-25-1969
159	6	Dennis Goss	a - North Carolina (13-26)	11-6-1971
158	4	Terrance Roulhac	h - South Carolina (21-21)	11-22-1986
153	2	Derrick Hamilton	a - Maryland (20-37)	11-10-2001
152	4	Justin Miller	h - Maryland (12-30)	11-16-2002
152	4	C.J. Spiller	N1 - Alabama (10-34)	8-30-2008
143	3	Bill Mathis	a - Georgia Tech (6-16)	10-25-1959
143	7	Sammy Watkins	N2 - West Virginia (33-70)	1-4-2012

N1 - Atlanta, GA; N2 - Miami Gardens, FL (Orange Bowl)

Punt Return Yards By Clemson

Yds	Returns	Player	Site - Opp. (Score CU-Opp.)	Date
167	4	Don Kelley	a - Maryland (24-11)	10-20-1970
126	5	Donnell Woolford	h - Georgia Tech (33-12)	9-26-1987
119	3	C.J. Spiller	h - Boston College (25-7)	9-19-2009
116	4	Darnell Stephens	h - Maryland (40-7)	11-16-1991
106	7	Tony Horne	h - Texas-El Paso (39-7)	10-4-1997
105	3	Brian Mance	h - Georgia Tech (28-31)	10-28-2000
102	2	Richie Luzzi	a - Georgia (13-31)	9-27-1969
101	3	Bobby Gage	h - N.C. State (6-0)	10-2-1948

Return Yards (PR, KOR, IR) By Clemson

Yds	Method	Player	Site - Opp. (Score CU-Opp.)	Date
282	(282 KOR)	Justin Miller	a - Florida State (22-41)	9-25-2004
223	(167 PR, 56 IR)	Don Kelley	a - Maryland (24-11)	10-31-1970
207	(207 KOR)	Sammy Watkins	a - Maryland (56-45)	10-15-2011
174	(174 KOR)	David Thomas	a - Georgia Tech (9-31)	10-7-1972
165	(139 KOR, 26 PR)	Marcus Gilchrist	h - South Carolina (7-29)	11-27-2010
161	(9 PR, 152 KOR)	C.J. Spiller	N1 - Alabama (10-34)	8-30-2008
160	(160 KOR)	John Shields	h - Alabama (13-38)	10-25-1969
159	(159 KOR)	Dennis Goss	a - North Carolina (13-26)	11-6-1971
159	(62 PR, 97 KOR)	C.J. Spiller	N2 - Nebraska (21-26)	1-1-2009
159	(63 PR, 96 KOR)	C.J. Spiller	h - Middle Tennessee (37-14)	9-5-2009

N1 - Atlanta, GA; N2 - Jacksonville, FL (Gator Bowl)

All-Purpose Yards By Clemson

Yds	Player	Opponent	Year	Rush	Rec.	PR	KOR
345	Sammy Watkins	Maryland	2011	33	105	0	207
312	C.J. Spiller	Florida State	2009	165	67	9	71
310	C.J. Spiller	at Miami (FL)	2009	81	104	---	125
301	C.J. Spiller	Georgia Tech*	2009	233	5	---	63
284	Sammy Watkins	Georgia Tech	2011	7	153	---	124
282	Justin Miller	at Florida State	2004	---	---	---	282
274	Terrence Flagler	at Wake Forest	1986	209	65	---	---
267	Tony Horne	Florida State	1997	---	131	27	109
263	Raymond Priestler	Duke	1995	263	---	---	---
260	Cliff Austin	Duke	1982	260	---	---	---

* - Tampa, FL (ACC Championship Game)

Punting Average By Clemson

Avg.	Att.-Yds	Player	Site - Opp. (Score CU-Opp.)	Date
55.3	3-166	Dale Hatcher	h - Kentucky (24-6)	10-2-1982
52.0	5-260	Banks McFadden	a - George Washington (13-6)	11-3-1939
51.8	4-207	Dale Hatcher	h - Georgia (16-16)	9-17-1983
51.5	6-309	Dawson Zimmerman	h - North Texas (35-10)	9-4-2010
51.0	6-306	Dale Hatcher	a - Kentucky (21-3)	10-3-1981
50.8	4-203	Joe Paglieli	h - Maryland (12-25)	11-12-1955
50.3	3-151	Dale Hatcher	a - Duke (38-31)	10-15-1983
50.3	3-151	Jamie Somaini	a - Virginia (31-10)	9-23-2000
50.0	5-250	Chris Gardocki	h - South Carolina (24-15)	11-17-1990

Note: Minimum three punts.



- OVERVIEW
- COACHES
- UNIVERSITY
- TRADITIONS
- PLAYERS
- REVIEW
- OPPONENTS
- RECORDS

YEARLY LEADERS

Scoring

Year	Player, Pos.	TD	FG	PAT	Pts
1927	Bob McCarley, FB	5	0	1	31
1928	O.D. Padgett, BB	7	0	0	42
1929	Goat McMillan, TB	9	0	0	54
1930	Maxcey Welch, TB	10	0	4	64
1931	J.M. Lambert, WB	1	0	0	6
	E.R. Patterson, RB	1	0	0	6
	Fred Hook, TB	1	0	0	6
1932	Henry Woodward, RB	5	0	0	30
1933	Gene Willimon, TB	2	0	0	12
	Bill Dillard, RB	2	0	0	12
1934	Randy Hinson, RB	3	0	0	18
1935	Mac Folger, BB	6	0	0	36
1936	Mac Fogler, BB	8	0	0	48
1937	Red Pearson, BB	3	1	8	29
1938	Banks McFadden, TB	5	0	0	30
	Shad Bryant, WB	5	0	0	30
1939	Shad Bryant, WB	4	0	8	32
1940	Aubrey Rion, RB	4	0	4	28
1941	Charlie Timmons, FB	9	0	23	77
1942	Marion Butler, TB	6	0	0	36
1943	James Whitmire, WB	4	0	0	24
1944	Bill Rogers, FB	6	0	1	37
1945	Jim Reynolds, BB	5	0	0	30
	Marion Butler, TB	5	0	0	30
1946	Dutch Leverman, RB	4	0	0	24
	Chip Clark, WR	4	0	0	24
1947	Jim Reynolds, EB	8	0	0	48
1948	Ray Mathews, WB	13	0	0	78
1949	Fred Cone, FB	9	0	1	55
1950	Fred Cone, FB	15	0	2	92
1951	Glenn Smith, WR	7	0	0	42
1952	Billy Hair, TB	3	0	0	18
	Don King, RB	3	0	0	18
	Red Whitten, FB	3	0	0	18
	Buck George, WB	3	0	0	18
1953	Dreher Gaskins, WR	5	0	0	30
1954	Jim Coleman, RB	5	0	1	31
1955	Joe Pagliei, RB	7	0	1	43
1956	Joel Wells, RB	8	0	0	48
1957	Bob Spooner, RB	5	0	0	30
	Bill Mathis, RB	5	0	0	30
1958	Harvey White, QB	5	0	0	30
1959	Bill Mathis, RB	11	0	4	70
1960	Bill McGuirt, RB	9	0	0	54
1961	Ron Scrudato, RB	8	0	0	48
1962	Rodney Rogers, PK	0	7	13	34
1963	Frank Pearce, PK	0	4	21	33
1964	Hal Davis, RB	5	0	0	30
1965	Hugh Mauldin, RB	4	0	0	24
	Thomas Ray, QB	4	0	0	24
1966	Jacky Jackson, TB	8	0	0	48
1967	Buddy Gore, TB	9	0	0	54
1968	Ray Yauger, TB	7	0	2	42
1969	Ray Yauger, TB	11	0	2	68
1970	Eddie Seigler, PK	0	8	16	40
1971	Eddie Seigler, PK	0	11	14	47
1972	Eddie Seigler, PK	0	11	14	47
1973	Smiley Sanders, RB	10	0	0	60
1974	Mark Fellers, QB	9	0	0	54
1975	Steve Fuller, QB	6	0	0	36
1977	Lester Brown, TB	9	0	0	54
1978	Lester Brown, TB	17	0	0	102
1979	Obed Ariri, PK	0	16	14	62
1980	Obed Ariri, PK	0	23	18	87
1981	Cliff Austin, TB	9	0	0	54
1982	Cliff Austin, TB	14	0	0	84
1983	Bob Paulling, PK	0	18	36	90
1984	Donald Igwebuike, PK	0	16	41	89
1985	Kenny Flowers, TB	13	0	0	78
1986	Terrence Flagler, TB	13	0	0	78
1987	David Treadwell, PK	0	18	33	87
1988	Terry Allen, TB	10	0	0	60
1989	Chris Gardocki, PK	0	22	41	107
1990	Chris Gardocki, PK	0	22	30	96
1991	Nelson Welch, PK	0	19	31	88
1992	Nelson Welch, PK	0	22	23	89
1993	Nelson Welch, PK	0	15	17	62
1994	Nelson Welch, PK	0	16	14	62
1995	Emory Smith, FB	15	0	0	90
1996	Raymond Priester, TB	7	0	2	44
1997	David Richardson, PK	0	13	17	56
1998	David Richardson, PK	0	8	20	44
1999	Travis Zachery, TB	16	0	0	96
2000	Travis Zachery, TB	18	0	0	108
2001	Aaron Hunt, PK	0	10	44	74
2002	Aaron Hunt, PK	0	17	37	88
2003	Aaron Hunt, PK	0	18	38	92



FRED CONE LED THE TIGERS IN SCORING IN 1949 AND 1950.

2004	Reggie Merriweather, TB	11	0	0	66
2005	Jad Dean, PK	0	24	34	106
2006	James Davis, RB	17	0	0	102
2007	Mark Buchholz, PK	0	22	48	114
2008	Mark Buchholz, PK	0	15	40	85
2009	C.J. Spiller, RB	21	0	2	128
2010	Chandler Catanzaro, PK	0	14	34	76
2011	Chandler Catanzaro, PK	0	22	52	118

Rushing Yards

Year	Player, Pos.	Car.	Yards	Avg.
1935	Joe (Net) Berry, TB	99	457	4.5
1936	Mac Fogler, FB	144	522	3.6
1937	Don Willis, WB	99	329	3.3
1938	Don Willis, FB	103	483	4.7
1939	Charlie Timmons, FB	146	556	3.8
1940	Chippy Maness, TB	86	472	5.4
1941	Charlie Timmons, FB	149	635	4.3
1942	Marion Butler, TB	145	616	4.2
1943	James Whitmire, WB	72	376	5.2
1944	Sid Tinsley, TB	126	479	3.8
1945	Dewey Quinn, FB	89	392	4.4
1946	Bobby Gage, TB	58	264	4.5
1947	Bobby Gage, TB	114	502	4.4
1948	Ray Mathews, WB	113	646	5.7
1949	Ray Mathews, TB	118	728	6.0
1950	Fred Cone, FB	184	845	4.6
1951	Billy Hair, TB	160	698	4.4
1952	Red Whitten, FB	115	445	4.0
1953	Don King, QB	79	243	3.1
1954	Joel Wells, RB	74	352	4.8
1955	Joel Wells, RB	135	782	5.8
1956	Joel Wells, RB	174	803	4.6
1957	Bob Spooner, RB	88	358	4.1
1958	Doug Cline, FB	103	450	4.3
1959	Doug Cline, FB	119	482	4.1
1960	Bill McGuirt, FB	99	320	3.2
1961	Ron Scrudato, FB	99	341	3.4
1962	Pat Crain, FB	94	348	3.7
1963	Pat Crain, FB	137	513	3.7
1964	Hal Davis, RB	87	533	6.1
1965	Hugh Mauldin, RB	194	664	3.4
1966	Buddy Gore, TB	186	750	4.0
1967	Buddy Gore, TB	230	1045	4.5
1968	Buddy Gore, TB	184	776	4.2
1969	Ray Yauger, TB	223	968	4.3
1970	Ray Yauger, TB	183	711	3.9
1971	Rick Gilstrap, TB	144	514	3.6
1972	Wade Hughes, RB	177	761	4.3
1973	Smiley Sanders, RB	113	627	5.5
1974	Ken Callicutt, RB	161	809	5.0
1975	Ken Callicutt, RB	145	572	3.9
1976	Warren Ratchford, TB	119	676	5.7
1977	Warren Ratchford, TB	118	616	5.2
1978	Lester Brown, TB	202	1022	5.1

1979	Marvin Sims, FB	158	743	4.7
1980	Chuck McSwain, TB	114	544	4.8
1981	Cliff Austin, TB	163	824	5.1
1982	Cliff Austin, TB	197	1064	5.4
1983	Kevin Mack, FB	151	862	5.7
1984	Stacey Driver, TB	139	627	4.5
1985	Kenny Flowers, TB	227	1200	5.3
1986	Terrence Flagler, TB	192	1258	6.6
1987	Terry Allen, TB	183	973	5.3
1988	Terry Allen, TB	216	1192	5.5
1989	Joe Henderson, TB	178	848	4.8
1990	Ronald Williams, TB	178	941	5.3
1991	Rodney Blunt, TB	175	747	4.3
1992	Rodney Blunt, TB	149	812	5.4
1993	Derrick Witherspoon, TB	111	519	4.7
1994	Lamont Pegues, TB	92	390	4.2
1995	Raymond Priester, TB	231	1322	5.6
1996	Raymond Priester, TB	257	1345	5.2
1997	Raymond Priester, TB	223	956	4.3
1998	Travis Zachery, TB	158	635	4.0
1999	Travis Zachery, TB	185	820	4.4
2000	Woodrow Dantzler, QB	190	1028	5.4
2001	Woodrow Dantzler, QB	221	1061	4.8
2002	Yusef Kelly, LB	125	520	4.2
2003	Duane Coleman, TB	133	615	4.6
2004	Reggie Merriweather, TB	136	670	4.9
2005	James Davis, RB	165	879	5.3
2006	James Davis, RB	203	1187	5.8
2007	James Davis, RB	214	1064	5.0
2008	James Davis, RB	171	751	4.4
2009	C.J. Spiller, RB	216	1212	5.6
2010	Jamie Harper, RB	197	760	3.9
2011	Andre Ellington, RB	224	1178	5.3

Passing Yards/Efficiency

Year	Player	Att.	Cm.	Pct.	Yards
1935	Joe (Net) Berry	72	42	58.3	422
1936	Joe (Net) Berry	99	32	32.3	434
1937	Bob Bailey	88	35	39.8	579
1938	Bob Bailey	35	18	51.4	272
1939	Banks McFadden	70	31	44.3	581
1940	Chippy Maness	51	19	37.3	388
1941	Booty Payne	90	36	40.0	582
1942	Butch Butler	90	38	42.2	504
1943	Butch Butler	34	12	35.3	166
1944	Sid Tinsley	51	11	21.6	248
1945	Butch Butler	45	11	24.4	239
1946	Dutch Leverman	62	26	41.9	501

Year	Player	Att.	Cm.	Pct.	Yards	Eff.
1947	Bobby Gage	109	47	41.3	1002	126.7
1948	Bobby Gage	105	42	40.0	799	119.5
1949	Ray Mathews	72	24	33.3	487	100.9
1950	Billy Hair	71	29	40.8	644	128.1
1951	Billy Hair	164	67	40.9	1004	93.6
1952	Don King	69	23	33.3	317	52.5
1953	Don King	98	46	46.9	706	101.8
1954	Don King	72	32	44.4	468	92.4
1955	Don King	79	33	41.8	586	96.4
1956	Charlie Bussey	68	26	38.2	330	78.8
1957	Harvey White	95	46	48.4	841	154.6
1958	Harvey White	87	43	49.4	492	89.2
1959	Harvey White	107	56	52.3	770	123.8
1960	Lowndes Shingler	145	61	44.1	790	79.0
1961	Jim Parker	98	46	46.9	735	108.4
1962	Jim Parker	67	30	44.8	431	77.9
1963	Jim Parker	117	52	44.4	728	88.6
1964	Thomas Ray	59	21	35.6	253	60.3
1965	Thomas Ray	175	74	42.3	1019	85.0
1966	Jimmy Addison	186	103	55.4	1491	125.5
1967	Jimmy Addison	174	82	47.1	924	89.7
1968	Billy Ammons	162	74	45.7	1006	90.8
1969	Tommy Kendrick	227	107	47.1	1457	97.8
1970	Tommy Kendrick	267	133	49.8	1407	96.5
1971	Tommy Kendrick	152	64	42.1	1040	96.8
1972	Ken Pengitore	131	55	42.0	831	85.6
1973	Ken Pengitore	188	82	43.6	1370	110.4
1974	Mark Fellers	92	42	45.7	783	142.1
1975	Willie Jordan	73	40	54.8	728	158.3
1976	Steve Fuller	116	58	50.0	835	114.4
1977	Steve Fuller	205	106	51.7	1655	124.8
1978	Steve Fuller	187	101	54.0	1515	130.1
1979	Billy Lott	174	90	51.7	1184	108.4
1980	Homer Jordan	172	85	49.4	1311	111.4
1981	Homer Jordan	196	107	54.6	1630	130.5
1982	Homer Jordan	100	55	55.6	674	104.2
1983	Mike Eppley	166	99	59.6	1410	146.0
1984	Mike Eppley	213	116	54.5	1494	123.8



- OVERVIEW
- COACHES
- UNIVERSITY
- TRADITIONS
- PLAYERS
- REVIEW
- OPPONENTS
- RECORDS

YEARLY LEADERS



CHARLIE WHITEHURST LED CLEMSON IN PASSING YARDS FOUR TIMES (2002-05).

1986	Rodney Williams	200	98	49.0	1245	99.9
1987	Rodney Williams	209	101	48.3	1486	107.9
1988	Rodney Williams	186	78	41.9	1144	98.2
1989	Chris Morocco	134	79	59.0	1131	141.7
1990	DeChane Cameron	194	98	50.5	1185	108.6
1991	DeChane Cameron	226	126	55.7	1601	115.5
1992	Patrick Sapp	144	60	41.7	750	88.1
1993	Patrick Sapp	133	66	49.6	1084	122.0
1994	Nealon Greene	94	51	54.3	524	102.4
1995	Nealon Greene	202	116	57.4	1537	129.8
1996	Nealon Greene	219	111	50.7	1446	110.9
1997	Nealon Greene	290	180	62.1	2212	138.1
1998	Brandon Streeter	282	150	53.2	1948	116.5
1999	Woodrow Dantzler	201	112	55.7	1506	127.5
2000	Woodrow Dantzler	244	137	56.1	1871	129.7
2001	Woodrow Dantzler	334	203	60.8	2578	139.8
2002	Charlie Whitehurst	214	123	57.5	1554	128.3
2003	Charlie Whitehurst	465	288	61.9	3561	135.6
2004	Charlie Whitehurst	349	177	50.7	2067	97.3
2005	Charlie Whitehurst	340	229	67.4	2483	133.5
2006	Will Proctor	304	183	60.2	2353	135.3
2007	Cullen Harper	433	282	65.1	2991	141.0
2008	Cullen Harper	360	221	61.4	2601	126.2
2009	Kyle Parker	369	205	55.6	2526	124.4
2010	Kyle Parker	341	196	57.5	2213	117.2
2011	Tajh Boyd	499	298	59.7	3828	141.2

Note: Leaders based on pass efficiency rating.

Receptions

Year	Player, Pos.	Rec.	Yards	Avg.
1938	Gus Goins, RE	8	123	15.4
1939	Joe Blalock, LE	15	322	21.5
1940	Joe Blalock, LE	10	211	21.1
1941	Joe Blalock, LE	13	240	18.5
1942	Marion Craig, BB	14	173	12.4
1943	Eddis Freeman, RE	8	175	21.9
1944	Eddis Freeman, LE	9	162	18.0
1945	Eddis Freeman, RE	7	156	22.3
1946	Eddis Freeman, RE	15	181	12.1
1947	John Poulos, LE	6	169	28.2
1948	Oscar Thompson, RE	19	333	17.5
1949	Glenn Smith, RE	25	446	17.8
1950	Glenn Smith, RE	22	498	22.6
1951	Glenn Smith, LE	39	632	16.2
1952	Otis Kempson, LE	15	220	14.7
1953	Dreher Gaskin, E	21	426	20.3
1954	Scott Jackson, E	11	151	13.7
1955	Joe Pagliei, RB	10	233	23.3
1956	Dalton Rivers, E	5	76	15.2
1957	Whitey Jordan, E	12	369	30.7
1958	George Usry, RB	18	171	9.5
1959	Bill Mathis, RB	18	319	17.7
1960	Harry Pavilack, RB	17	272	14.2
1961	Elmo Lam, RB	17	237	13.9
1962	Johnny Case, E	13	213	16.4
1963	Lou Fogle, E	17	218	12.8
1964	Hoss Hostetler, E	8	103	12.9
1965	Phil Rogers, FLK	36	466	12.9
1966	Phil Rogers, FLK	42	574	13.7

1967	Phil Rogers, FLK	28	429	15.3
1968	Charlie Waters, WR	22	411	18.6
	Jack Anderson, WR	22	344	15.6
1969	Charlie Waters, FLK	44	738	16.9
1970	John McMakin, TE	40	532	13.3
1971	John McMakin, TE	29	421	14.5
1972	Dennis Goss, FLK	21	385	18.3
1973	Bennie Cunningham, TE	22	341	15.5
1974	Bennie Cunningham, TE	24	391	16.3
1975	Joey Walters, WR	26	394	15.2
1976	Jerry Butler, WR	33	484	14.7
1977	Jerry Butler, WR	47	824	17.5
1978	Jerry Butler, WR	58	908	15.7
1979	Perry Tuttle, WR	36	544	15.1
1980	Perry Tuttle, WR	53	915	17.3
1981	Perry Tuttle, WR	52	883	17.0
1982	Jeff Stockstill, WR	25	247	9.9
1983	Ray Williams, WR	19	342	18.0
1984	Terrance Roulhac, WR	26	512	19.7
1985	Terrance Roulhac, WR	31	533	17.2
1986	Ray Williams, WR	20	280	14.0
	Terrance Roulhac, WR	20	228	11.4
1987	Gary Cooper, WR	34	618	18.2
1988	Keith Jennings, WR	30	397	13.2
1989	Rodney Fletcher, WR	35	556	15.9
1990	Terry Smith, WR	34	480	14.1
1991	Terry Smith, WR	52	829	15.9
1992	Terry Smith, WR	38	596	15.7
1993	Terry Smith, WR	38	776	20.4
1994	Antwan Wyatt, WR	30	282	9.4
1995	Antwan Wyatt, WR	45	683	15.2
1996	Kenya Crooks, WR	30	444	14.8
1997	Tony Horne, WR	70	907	13.0
1998	Brian Wofford, WR	35	535	15.3
1999	Rod Gardner, WR	80	1084	13.6
2000	Rod Gardner, WR	58	1050	18.1
2001	Derrick Hamilton, WR	53	684	12.9
2002	Kevin Youngblood, WR	59	591	10.0
2003	Kevin Youngblood, WR	70	897	12.8
2004	Airese Currie, WR	61	868	14.2
2005	Chansi Stuckey, WR	64	770	12.0
2006	Chansi Stuckey, WR	50	700	14.0
2007	Aaron Kelly, WR	88	1081	12.3
2008	Aaron Kelly, WR	67	722	10.8
2009	Jacoby Ford, WR	56	779	13.9
2010	DeAndre Hopkins, WR	52	637	12.3
2011	Sammy Watkins, WR	82	1219	14.9

Punt Return Yards

Year	Player	PR	Yards	Avg.
1938	Shad Bryant	27	487	18.0
1939	Shad Bryant	31	202	6.5
1940	Chippy Maness	22	169	7.7
1941	Butch Butler	23	225	9.8
1942	Butch Butler	24	164	6.8
1943	Butch Butler	13	114	8.8
1944	Sid Tinsley	17	142	8.4
1945	Butch Butler	26	280	10.8
1946	Hal Leonard	8	73	9.1
1947	Bobby Gage	14	98	7.0
1948	Bobby Gage	12	203	16.9
1949	Jackie Calvert	15	131	8.7
1950	Jackie Calvert	14	225	16.1
1951	Billy Hair	13	146	11.2
1952	Pete Cook	14	134	14.0
1953	Don King	4	36	9.0
1954	Joe Pagliei	7	134	19.1
1955	Jim Coleman	4	77	19.3
1956	Jim Coleman	10	113	11.3
1957	George Usry	8	59	7.4
1958	Bobby Morgan	11	154	14.0
1959	George Usry	17	183	10.8
1960	Harry Pavilack	6	112	18.7
1961	Elmo Lam	8	179	22.4
1962	Mack Matthews	4	96	24.0
1963	Hugh Mauldin	17	193	11.4
1964	Hugh Mauldin	9	100	11.1
1965	Jackie Jackson	8	73	9.1
1966	Frank Liberatore	11	122	11.1
1967	Richie Luzzi	21	143	6.8
1968	Richie Luzzi	16	178	11.1
1969	Don Kelley	19	165	8.7
1970	Don Kelley	24	389	16.2
1971	Jeff Siepe	9	148	16.4
1972	Jeff Siepe	25	125	5.0
1973	Peanut Martin	18	158	8.8
1974	Joey Walters	9	84	9.3
1975	Stan Rome	12	100	8.3
1976	Joey Walters	15	88	5.9

1977	Willie Jordan	33	300	9.1
1978	Willie Jordan	21	269	12.1
1979	Hollis Hall	27	160	5.9
1980	Terry Kinard	12	50	4.2
1981	Billy Davis	34	275	8.1
1982	Billy Davis	24	160	6.7
1983	Billy Davis	17	83	4.9
1984	Reggie Pleasant	28	173	6.2
1985	Kevin Brady	17	45	2.6
1986	Donnell Woolford	25	203	8.1
1987	Donnell Woolford	23	345	15.0
1988	Donnell Woolford	29	192	6.6
1989	James Lott	27	226	8.4
1990	Dexter Davis	32	229	7.2
1991	Darnell Stephens	29	362	12.5
1992	Robert O'Neal	17	145	8.5
1993	Andre Humphrey	13	179	13.8
1994	Dexter McCleon	13	71	5.5
1995	Antwan Wyatt	21	249	11.9
1996	Dexter McCleon	14	105	7.5
1997	Tony Horne	32	332	10.4
1998	Travis Zachery	26	216	8.3
1999	Mal Lawyer	14	118	8.4
2000	Joe Don Reames	23	281	12.2
2001	Brian Mance	16	211	13.2
2002	Derrick Hamilton	35	377	10.8
2003	Derrick Hamilton	29	218	7.5
2004	Justin Miller	26	339	13.0
2005	Chansi Stuckey	27	199	7.4
2006	Jacoby Ford	15	166	11.1
2007	C.J. Spiller	16	137	8.6
2008	C.J. Spiller	18	189	10.5
2009	C.J. Spiller	8	210	26.3
2010	Marcus Gilchrist	23	233	10.1
2011	DeAndre Hopkins	10	49	4.9

Kickoff Return Yards

Year	Player	KOR	Yards	Avg.
1938	Shad Bryant	5	132	26.4
1939	Shad Bryant	3	54	18.0
1940	Booty Payne	2	43	21.5
1941	Charlie Timmons	6	155	25.8
1942	Marion Craig	5	90	18.0
1943	Bill Rogers	7	138	19.7
1944	Sid Tinsley	9	247	27.4
1945	Butch Butler	8	156	19.5
1946	Bill Rogers	4	84	21.0
1947	Bobby Gage	10	244	24.4
1948	Ray Mathews	6	134	22.3
1949	Fred Cone	7	148	21.1
1950	Jackie Calvert	6	89	14.8
1951	Billy Hair	7	185	26.4
1952	Buck George	7	140	20.0
1953	Joe Pagliei	5	99	19.8
1954	Joe Pagliei	7	138	19.7
1955	Joel Wells	8	181	22.6
1956	Joel Wells	6	140	23.3
1957	George Usry	4	105	26.3
1958	Charlie Horne	6	144	24.0
1959	Bill Mathis	10	294	29.4
1960	Mack Matthews	7	104	14.9
1961	Wendal Black	10	213	21.3
1962	Mack Matthews	10	215	21.5
1963	Mack Matthews	6	139	23.2
1964	Hugh Mauldin	7	181	25.6
1965	Tom Duley	14	311	22.2
1966	Jackie Jackson	16	368	23.0
1967	Jackie Jackson	11	210	19.1
1968	Jack Anderson	10	257	25.7
1969	John Shields	25	539	21.6
1970	Bob Bosler	28	568	20.3
1971	Dennis Goss	15	355	23.7
1972	David Thomas	22	522	22.7
1973	Jay Washington	22	474	21.5
1974	Warren Ratchford	20	480	24.0
1975	Willie Scott	26	541	20.8
1976	Warren Ratchford	12	226	18.9
1977	Willie Jordan	14	298	21.3
1978	Willie Jordan	11	232	21.1
1979	Andy Headen	10	214	21.4
1980	Andy Headen	12	195	16.3
1981	Perry Tuttle	12	266	22.2
1982	Steve Griffin	9	172	19.1
1983	Ray Williams	21	494	23.5
1984	Ray Williams	19	354	18.6
1985	Ray Williams	26	502	19.3
1986	Terrance Roulhac	18	578	32.1
1987	Joe Henderson	14	407	29.1
1988	Wesley McFadden	16	324	20.3



OVERVIEW
COACHES
UNIVERSITY
TRADITIONS
PLAYERS
REVIEW
OPPONENTS
RECORDS

YEARLY LEADERS

1989	Doug Thomas	12	249	20.8
1990	Doug Thomas	11	333	30.3
1991	Larry Ryans	14	319	22.8
1992	Greg Hood	12	274	22.8
1993	Andre Humphrey	29	663	22.9
1994	Andre Humphrey	22	500	22.7
1995	Antwan Wyatt	18	452	25.1
1996	Tony Horne	8	212	26.5
1997	Tony Horne	19	536	28.2
1998	Antwan Edwards	13	350	26.9
1999	Joe Don Reames	15	332	22.1
2000	Joe Don Reames	9	180	21.1
2001	Brian Mance	25	588	23.5
2002	Derrick Hamilton	32	696	21.8
2003	Justin Miller	17	417	24.5
2004	Justin Miller	20	661	^33.1
2005	Aaron Kelly	10	266	26.6
2006	Jacoby Ford	13	426	32.8
2007	C.J. Spiller	19	547	28.8
2008	C.J. Spiller	19	516	27.2
2009	C.J. Spiller	23	770	32.8
2010	Marcus Gilchrist	27	639	23.7
2011	Sammy Watkins	33	826	25.0

^ - led the nation

All-Purpose Yards

Year	Player, Pos.	Rush	Rec	PR	KOR	Total
1961	Elmo Lam, TB	270	237	179	26	712
1962	Mack Matthews, TB	266	30	96	215	607
1963	Hugh Mauldin, TB	218	110	63	193	584
1964	Hal Davis, TB	533	56	39	110	738
1965	Hugh Mauldin, RB	686	91	---	61	838
1966	Buddy Gore, TB	750	10	---	302	1062
1967	Buddy Gore, TB	1045	45	---	118	1208
1968	Buddy Gore, TB	776	10	---	217	1003
1969	Ray Yauger, TB	968	130	---	65	1163
1970	Ray Yauger, TB	711	112	---	---	823
1971	Rick Gilstrap, TB	514	-4	---	201	711
1972	Wade Hughes, FB	761	23	---	32	816
1973	Jay Washington, RB	428	28	---	474	930
1974	Ken Callicutt, RB	809	76	---	---	885
1975	Ken Callicutt, RB	572	47	---	---	619
1976	Warren Ratchford, TB	676	23	---	226	925
1977	Jerry Butler, WR	6	824	---	---	830
1978	Lester Brown, TB	1022	55	---	---	1077
1979	Marvin Sims, FB	743	48	---	---	791
1980	Perry Tuttle, WR	23	915	---	---	938
1981	Perry Tuttle, WR	21	883	---	266	1170
1982	Cliff Austin, TB	1064	15	---	---	1079
1983	Kevin Mack, FB	866	116	---	---	982
1984	Stacey Driver, TB	627	53	---	---	680
1985	Kenny Flowers, TB	1200	26	---	40	1266
1986	Terence Flagler, TB	1258	188	---	---	1446
1987	Terry Allen, TB	973	80	---	73	1126
1988	Terry Allen, TB	1192	125	---	7	1324
1989	Joe Henderson, TB	848	97	---	188	1133
1990	Ronald Williams, TB	941	1	---	---	942
1991	Rodney Blunt, TB	747	178	---	---	925
1992	Rodney Blunt, TB	824	17	---	---	841
1993	Andre Humphrey, CB	---	---	179	663	842
1994	Antwan Wyatt, WR	256	282	---	---	538
1995	Antwan Wyatt, WR	34	683	249	452	1418
1996	Raymond Priester, TB	1345	115	---	---	1460
1997	Tony Horne, WR	7	907	332	536	1782
1998	Travis Zachery, TB	635	144	216	---	995
1999	Rod Gardner, WR	1	1084	---	---	1085
2000	Travis Zachery, TB	1027	313	30	---	1370
2001	Derrick Hamilton, WR	38	684	23	476	1221
2002	Derrick Hamilton, WR	208	602	377	696	1883
2003	Derrick Hamilton, WR	111	1026	218	360	1735
2004	Airese Currie, WR	8	868	---	212	1088
2005	Chansi Stuckey, WR	78	770	199	22	1069
2006	C.J. Spiller, RB	938	210	33	234	1415
2007	C.J. Spiller, RB	748	271	137	547	1723
2008	C.J. Spiller, RB	629	436	189	516	1770
2009	C.J. Spiller, RB	1212	503	210	755	2661
2010	Jamie Harper, RB	760	328	---	43	1131
2011	Sammy Watkins, WR	231	1219	12	826	2288

Interceptions

Year	Player, Pos.	Int.	Yards
1938	Shad Bryant, DB	3	29
1939	Banks McFadden, DB	2	27
1940	Charlie Timmons, DB	4	5
1941	Charlie Wright, DB	4	44
1942	Butch Butler, DB	4	37
1943	Butch Butler, DB	3	3
1944	Billy G. Rogers, DB	3	22
1945	Eddis Freeman, DB	3	24

1946	Gerald Leverman, DB	2	10
1947	Ray Mathews, DB	2	66
1948	Ray Mathews, DB	5	49
1949	Jim Reynolds, DB	3	13
1950	Fred Knoebel, CB	6	68
1951	Fred Knoebel, CB	7	37
1952	Pete Cook, SS	4	47
1953	Ken Moore, DB	2	85
1954	Don King, DB	2	14
1955	Charlie Bussey, DB	2	52
1956	Joel Wells, DB	2	6
1957	Doug Cline, DB	2	34
1958	Bobby Morgan, DB	2	9
1959	George Usry, DB	3	106
1960	Joe Anderson, DB	3	29
1961	Harry Pavilack, DB	2	3
1962	Rodney Rogers, DB	3	16
1963	Jimmy Bell, DB	3	48
1964	Jimmy Bell, DB	5	0
1965	Wayne Page, DB	4	17
1966	Phil Marion, DB	4	31
1967	Richie Luzzi, DB	3	54
1968	John Fulmer, DB	3	24
1969	Dale Henry, DB	3	29
1970	Don Kelley, DB	3	156
1971	Bobby Johnson, DB	4	57
1972	Bobby Johnson, DB	3	16
1973	Lynn Carson, DB	5	65
1974	Dennis Smith, DB	6	47
1975	Peanut Martin, CB	2	9
1976	Randy Scott, LB	2	6
1977	Steve Ryan, CB	6	67
1978	Rex Varn, SS	4	148
1979	Terry Kinard, FS	3	93
1980	Eddie Geathers, CB	3	20
1981	Terry Kinard, FS	6	51
1982	Johnny Rember, LB	6	128
1983	Ty Davis, CB	4	21
1984	Terence Mack, OLB	3	28
1985	Kenny Danforth, SS	2	24
1986	Delton Hall, CB	4	121
1987	Donnell Woolford, CB	5	0
1988	Gene Beasley, SS	3	27
1989	Robert O'Neal, FS	8	96
1990	Dexter Davis, CB	6	32
1991	Tyron Mouzon, SS	3	18
1992	Darnell Stephens, SS	3	55
1993	Dexter McCleon, CB/QB	3	14
1994	Dexter McCleon, CB	4	27
1995	Brian Dawkins, SS	6	55
1996	Peter Ford, CB	2	66
1997	Antwan Edwards, CB	4	81
1998	Antwan Edwards, CB	2	56
1999	Robert Carswell, FS	6	72
2000	Alex Ardley, CB	6	61
2001	Charles Hafley, SS	4	2
2002	Justin Miller, CB	8	50
2003	Jamaal Fudge, ROV	4	66
2004	Jamaal Fudge, ROV	3	55
2005	C.J. Gaddis, CB	3	36
2006	Crezdon Butler, CB	3	35
2007	Chris Chancellor, CB	4	12
2008	Michael Hamlin, S	6	111
2009	DeAndre McDaniel, S	8	128
2010	DeAndre McDaniel, S	4	33
2011	Jonathan Meeks, S	3	58

Note: Ties broken by return yards.

Punting Average

Year	Player	Punts	Yards	Avg.
1938	Bob Bailey	44	1631	37.1
1939	Banks McFadden	65	2828	43.5
1940	Chippy Maness	51	1989	39.0
1941	Booty Payne	47	1931	41.1
1942	Butch Butler	73	2679	36.7
1943	Butch Butler	32	1316	41.1
1944	Sid Tinsley	52	2070	39.8
1945	Butch Butler	50	1864	37.3
1946	Gerald Leverman	30	1067	35.5
1947	Bobby Gage	52	2054	39.5
1948	Bobby Gage	37	1317	35.6
1949	Jackie Calvert	26	1087	41.8
1950	Billy Hair	18	610	33.9
1951	Billy Hair	39	632	29.7
1952	Jack Shown	55	2073	37.7
1953	Don King	18	668	37.1
1954	Joe Pagliei	26	955	36.7
1955	Joe Pagliei	20	782	39.1
1956	Charlie Bussey	39	1410	36.1

1957	Charlie Horne	22	695	31.6
1958	Bill Mathis	22	787	35.8
1959	Lowndes Shingler	24	858	35.8
1960	Eddie Wertz	38	1376	36.2
1961	Eddie Wertz	56	2249	40.2
1962	Eddie Wertz	41	1667	40.7
1963	Hugh Mauldin	37	1157	31.3
1964	Don Barfield	60	2191	36.5
1965	Don Barfield	62	2503	40.4
1966	Don Barfield	55	2132	38.7
1967	Sammy Cain	64	2423	37.9
1968	Sammy Cain	60	2235	37.3
1969	Sammy Cain	48	1785	37.3
1970	Jack Anderson	35	1434	41.0
1971	Tony Anderson	73	2714	37.2
1972	Tony Anderson	71	2724	38.4
1973	Mitch Tyner	61	2552	41.8
1974	Mitch Tyner	66	2649	40.1
1975	Richard Holliday	31	1083	35.0
1976	Mike O'Cain	55	2110	38.4
1977	David Sims	64	2462	38.7
1978	David Sims	50	2010	40.2
1979	David Sims	79	3468	43.9
1980	Richard Hendley	52	2001	38.5
1981	Dale Hatcher	44	1908	43.4
1982	Dale Hatcher	46	1871	40.7
1983	Dale Hatcher	47	2051	43.6
1984	Dale Hatcher	54	2361	43.7
1985	Andy Newell	57	2276	39.9
1986	Bill Spiers	59	2310	39.2
1987	Rusty Seyle	53	2011	37.9
1988	Chris Gardocki	45	1924	42.8
1989	Chris Gardocki	48	2062	43.0
1990	Chris Gardocki	58	2580	44.5
1991	Chuck Lynch	58	2146	37.0
1992	Nelson Welch	63	2525	40.1
1993	Nelson Welch	41	1579	38.5
1994	Nelson Welch	76	2980	39.2
1995	Chris McNally	50	2136	42.7
1996	Kevin Laird	69	2568	37.2
1997	Kevin Laird	67	2865	42.8
1998	Kevin Laird	75	3114	41.5
1999	Ryan Romano	65	2594	39.9
2000	Jamie Somaini	65	2552	39.3
2001	Wynn Kopp	48	1848	38.5
2002	Wynn Kopp	63	2340	37.1
2003	Cole Chason	58	2238	38.6
2004	Cole Chason	66	2656	40.2
2005	Cole Chason	50	1822	36.4
2006	Cole Chason	50	2064	41.3
2007	Jimmy Maners	55	2354	42.8
2008	Jimmy Maners	49	1985	40.5
2009	Dawson Zimmerman	55	2153	39.1
2010	Dawson Zimmerman	60	2563	42.7
2011	Dawson Zimmerman	65	2717	41.8

Note: Leaders based on 3.6 punts per game or largest number of punts that season if no one attempted 3.6 per game.



C.J. SPILLER LED CLEMSON IN ALL-PURPOSE YARDS FOUR TIMES (2006-09).

CLEMSONTIGERS.COM



INDIVIDUAL SEASON BESTS

- OVERVIEW
- COACHES
- UNIVERSITY
- TRADITIONS
- PLAYERS
- REVIEW
- OPPONENTS
- RECORDS

Rushing Yards

Rk	Player	Year	Car.	Yards	Avg.
1.	Raymond Priestler	1996	257	1345	5.2
2.	Raymond Priestler	1995	238	1322	5.6
3.	Terrence Flagler	1986	192	1258	6.6
4.	C.J. Spiller	2009	216	1212	5.6
5.	Kenny Flowers	1985	227	1200	5.3
6.	Terry Allen	1988	216	1192	5.5
7.	James Davis	2006	203	1187	5.8
8.	Andre Ellington	2011	223	1178	5.3
9.	Cliff Austin	1982	197	1064	5.4
	James Davis	2007	214	1064	5.0
11.	Woodrow Dantzler	2001	221	1061	4.8
12.	Buddy Gore	1967	230	1045	4.5
13.	Woodrow Dantzler	2000	190	1028	5.4
14.	Travis Zachery	2000	206	1027	5.0
15.	Lester Brown	1978	202	1022	5.1

Rushing Yards Per Game

Rk	Player	Year	G	Yards	Y/G
1.	Raymond Priestler	1996	12	1345	112.1
2.	Raymond Priestler	1995	12	1322	110.2
3.	Cliff Austin	1982	10	1064	106.4
4.	Terrence Flagler	1986	12	1258	104.8
5.	Buddy Gore	1967	10	1045	104.5
6.	Kenny Flowers	1985	12	1200	100.0
7.	Terry Allen	1988	12	1192	99.3
8.	Ray Yaeger	1969	10	968	96.8
9.	James Davis	2006	13	1187	91.3
10.	Andre Ellington	2011	13	1178	90.6

Yards Per Carry

Rk	Player	Year	Car-Yards	Y/C
1.	Billy Hair	1950	71-525	7.39
2.	C.J. Spiller	2006	129-938	7.27
3.	Andre Ellington	2009	68-491	7.22
4.	Ronald Williams	1991	82-585	7.13
5.	Terrence Flagler	1986	192-1258	6.55
6.	Jackie Calvert	1950	105-663	6.31
7.	Ray Mathews	1949	118-728	6.17
8.	Hai Davis	1984	87-533	6.13
9.	Shad Bryant	1939	84-508	6.05
10.	Banks McFadden	1939	78-468	6.01

Note: Minimum 400 yards.

Rushing Touchdowns

Rk	Player	Year	G	Car.	Yards	Y/C	TD
1.	Lester Brown	1978	12	202	1022	5.1	17
	James Davis	2006	13	203	1187	5.8	17
3.	Travis Zachery	1999	11	185	820	4.4	16
4.	Fred Cone	1950	10	184	845	4.6	14
	Cliff Austin	1982	10	197	1064	5.4	14
	Emory Smith	1995	12	145	712	4.9	14
7.	Kenny Flowers	1985	12	227	1200	5.3	13
	Woodrow Dantzler	2000	12	190	1028	5.4	13
	Travis Zachery	2000	12	206	1027	5.0	13
10.	C.J. Spiller	2009	14	216	1212	5.6	12

Passing Attempts

Rk	Player	Year	Yards	Pct.	Co.	Att.
1.	Tajh Boyd	2011	3828	59.7	298	499
2.	Charlie Whitehurst	2003	3561	61.9	288	465
3.	Cullen Harper	2007	2991	65.1	282	433
4.	Kyle Parker	2009	2526	55.6	205	369
5.	Cullen Harper	2008	2601	61.4	221	360
6.	Charlie Whitehurst	2004	2067	50.7	177	349
7.	Kyle Parker	2010	2213	57.5	196	341
8.	Charlie Whitehurst	2005	2483	67.4	229	340
9.	Woodrow Dantzler	2001	2578	60.8	203	334
10.	Will Proctor	2006	2353	60.2	183	304

Completions

Rk	Player	Year	Yards	Pct.	Att.	Co.
1.	Tajh Boyd	2011	3828	59.7	499	298
2.	Charlie Whitehurst	2003	3561	61.9	465	288
3.	Cullen Harper	2007	2991	65.1	433	282
4.	Charlie Whitehurst	2005	2483	67.4	340	229
5.	Cullen Harper	2008	2601	61.4	360	221
6.	Kyle Parker	2009	2526	55.6	369	205
7.	Woodrow Dantzler	2001	2578	60.8	334	203
8.	Kyle Parker	2010	2213	57.5	341	196
9.	Will Proctor	2006	2353	60.2	304	183
10.	Nealson Greene	1997	2212	62.1	290	180

Passing Yards

Rk	Player	Year	Att.	Co.	Pct.	Yards
1.	Tajh Boyd	2011	499	298	59.7	3828
2.	Charlie Whitehurst	2003	465	288	61.9	3561
3.	Cullen Harper	2007	433	282	65.1	2991

4.	Cullen Harper	2008	360	221	61.4	2601
5.	Woodrow Dantzler	2001	334	203	60.8	2578
6.	Kyle Parker	2009	369	205	55.6	2526
7.	Charlie Whitehurst	2005	340	229	67.4	2483
8.	Will Proctor	2006	304	183	60.2	2353
9.	Kyle Parker	2010	341	196	57.5	2213
10.	Nealson Greene	1997	290	180	62.1	2212

Passing Yards Per Game

Rk	Player	Year	G	Co.	Att.	Yards	Y/G
1.	Charlie Whitehurst	2003	13	288	465	3561	273.9
2.	Tajh Boyd	2011	14	298	499	3828	273.4
3.	Cullen Harper	2007	13	282	433	2991	230.1
4.	Charlie Whitehurst	2005	11	229	340	2483	225.7
5.	Woodrow Dantzler	2001	12	203	334	2578	214.8
6.	Cullen Harper	2008	13	221	360	2601	200.1
7.	Charlie Whitehurst	2004	11	177	349	2067	187.9
8.	Nealson Greene	1997	12	180	290	2212	184.3
9.	Brandon Streeeter	1999	8	135	214	1466	183.3
10.	Will Proctor	2006	13	183	304	2353	181.0

Passing Efficiency

Rk	Player	Year	Co.	Att.	Yards	TD	I	Eff.
1.	Willie Jordan	1975	40	73	728	5	1	158.3
2.	Harvey White	1957	46	95	841	11	3	154.6
3.	Mike Eppley	1983	99	166	1410	13	9	146.0
4.	Mark Fellers	1974	42	92	783	10	5	143.1
5.	Chris Morocco	1989	79	134	1131	6	2	141.7
6.	Tajh Boyd	2011	298	499	3828	33	12	141.2
7.	Cullen Harper	2007	282	433	2991	27	6	141.0
8.	Woodrow Dantzler	2001	203	334	2578	21	11	139.8
9.	Nealson Greene	1997	180	290	2212	16	9	138.1
10.	Charlie Whitehurst	2003	288	465	3561	21	13	135.6

Note: Minimum 70 passing attempts.

Completion Percentage

Rk	Player	Year	Co.	Att.	Yards	Pct.
1.	Charlie Whitehurst	2005	229	340	2483	67.4
2.	Cullen Harper	2007	282	433	2991	65.1
3.	Brandon Streeeter	1999	135	214	1466	63.1
4.	Nealson Greene	1997	180	290	2212	62.1
5.	Charlie Whitehurst	2003	288	465	3561	61.9
6.	Cullen Harper	2008	221	360	2601	61.4
7.	Woodrow Dantzler	2001	203	334	2578	60.8
8.	Will Proctor	2006	183	304	2353	60.2
9.	Tajh Boyd	2011	298	499	3828	59.7
10.	Mike Eppley	1983	99	166	1410	59.6

Note: Minimum 100 passing attempts.

Passing Touchdowns

Rk	Player	Year	Co.	Att.	Yards	TD
1.	Tajh Boyd	2011	298	499	3828	33
2.	Cullen Harper	2007	282	433	2991	27



LESTER BROWN HAD 17 RUSHING TOUCHDOWNS IN 1978. STILL TIED FOR THE MOST IN SCHOOL HISTORY.

3.	Woodrow Dantzler	2001	203	334	2578	21
	Charlie Whitehurst	2003	288	465	3561	21
5.	Kyle Parker	2009	205	369	2526	20
6.	Nealson Greene	1997	180	290	2212	16
	Will Proctor	2006	183	304	2353	16
8.	Mike Eppley	1984	116	213	1494	14
9.	Mike Eppley	1983	99	166	1410	13
	Brandon Streeeter	1998	150	282	1948	13
	Cullen Harper	2008	221	360	2601	13

Total Offense Yards

Rk	Player	Year	Rush	Pass	Total
1.	Tajh Boyd	2011	218	3828	4046
2.	Woodrow Dantzler	2001	1061	2578	3639
3.	Charlie Whitehurst	2003	49	3561	3610
4.	Cullen Harper	2007	-89	2991	2902
5.	Woodrow Dantzler	2000	1028	1871	2899
6.	Kyle Parker	2009	135	2526	2661
7.	Nealson Greene	1997	345	2212	2557
8.	Charlie Whitehurst	2005	26	2483	2509
9.	Cullen Harper	2008	-140	2601	2461
10.	Will Proctor	2006	85	2353	2438

Total Offense Yards Per Game

Rk	Player	Year	G	Rush	Pass	Total	Y/G
1.	Woodrow Dantzler	2001	12	1061	2578	3639	303.3
2.	Tajh Boyd	2011	14	218	3828	4046	289.0
3.	Charlie Whitehurst	2003	13	49	3561	3610	277.7
4.	Woodrow Dantzler	2000	12	1028	1871	2899	241.6
5.	Charlie Whitehurst	2005	11	26	2483	2509	228.1
6.	Cullen Harper	2007	13	-89	2991	2902	223.2
7.	Nealson Greene	1997	12	345	2212	2557	213.1
8.	Woodrow Dantzler	1999	10	588	1506	2094	209.4
9.	Charlie Whitehurst	2004	11	43	2067	2110	191.8
10.	Kyle Parker	2009	14	135	2526	2661	190.1

All-Purpose Yards

Rk	Player	Year	Rush	Rec.	PR	KOR	Total
1.	C.J. Spiller	2009	1212	503	210	755	2680
2.	Sammy Watkins	2011	231	1219	12	826	2288
3.	Derrick Hamilton	2002	208	602	377	696	1883
4.	Tony Horne	1997	7	907	332	536	1782
5.	C.J. Spiller	2008	629	436	189	516	1770
6.	Derrick Hamilton	2003	111	1026	218	380	1735
7.	C.J. Spiller	2007	768	271	137	547	1723
8.	Raymond Priestler	1996	1345	115	---	---	1460
9.	Terrence Flagler	1986	1258	188	---	---	1446
10.	Antwuan Wyatt	1995	34	683	249	452	1418

Andre Ellington 2011 1178 109 --- 131 1418


Receptions

Rk	Player	Year	G	Yards	Avg.	Rec.
1.	Aaron Kelly	2007	13	1081	12.3	88
2.	Sammy Watkins	2011	13	1219	14.9	82
3.	Rod Gardner	1999	12	1084	13.6	80

INDIVIDUAL SEASON BESTS



OVERVIEW
COACHES
UNIVERSITY
TRADITIONS
PLAYERS
REVIEW
OPPONENTS
RECORDS



DON KELLEY HAD A SCHOOL-RECORD 156 INTERCEPTION YARDS IN 1970.

Yards Per Reception

Rk	Player	Year	Rec-Yards	Avg.
1.	Gary Cooper	1988	13-417	32.1
2.	Whitey Jordan	1957	12-369	30.7
3.	Don Kelley	1971	18-505	28.1
4.	Ray Mathews	1948	14-379	27.1
5.	Glenn Smith	1950	22-498	22.6
6.	Joe Pagliei	1955	10-223	22.3
7.	Craig Brantley	1975	22-475	21.6
8.	Joe Blalock	1939	15-322	21.5
9.	Joe Blalock	1940	10-211	21.1
10.	Terry Smith	1993	38-776	20.4

Note: Minimum 10 receptions.

Receiving Touchdowns

Rk	Player	Year	G	Rec.	Yards	Avg.	TD
1.	Sammy Watkins	2011	13	82	1219	14.9	12
2.	Aaron Kelly	2007	13	88	1081	12.3	11
3.	Derrick Hamilton	2003	13	62	1026	16.5	10
4.	Perry Tuttle	1981	12	52	833	17.0	8
	Terrance Roulhac	1984	11	26	512	19.7	8
	Tony Horne	1997	12	70	907	13.0	8
	Dwayne Allen	2011	14	50	598	12.0	8
8.	Bennie Cunningham	1974	11	24	391	16.3	7
	Glenn Smith	1951	10	39	632	16.2	7
	Rod Gardner	2000	12	58	1050	18.1	7

Total Touchdowns

Rk	Player	Year	Rush	Rec.	Ret.	TD
1.	C.J. Spiller	2009	12	4	5	21
2.	Travis Zachery	2000	13	5	0	18
3.	Lester Brown	1978	17	0	0	17
	James Davis	2006	17	0	0	17
5.	Travis Zachery	1999	16	0	0	16
6.	Fred Cone	1950	14	1	0	15
	Emory Smith	1995	14	1	0	15
8.	Cliff Austin	1982	14	0	0	14
9.	Kenny Flowers	1985	13	0	0	13
	Terrence Flagler	1986	10	3	0	13
	Woodrow Dantzler	2000	13	0	0	13
	Sammy Watkins	2011	0	12	1	13

Punt Return Yards

Rk	Player	Year	PR	Avg.	Yards
1.	Shad Bryant	1938	27	18.0	487
2.	Don Kelley	1970	24	16.2	389
3.	Derrick Hamilton	2002	35	10.8	377
4.	Darnell Stephens	1991	29	12.5	362
5.	Donnell Woolford	1987	23	15.0	345
6.	Justin Miller	2004	26	13.0	339
7.	Tony Horne	1997	32	10.4	332
8.	Willie Jordan	1977	33	9.1	300
9.	James Lott	1987	24	12.1	290
10.	Joe Don Reames	2000	23	12.2	281

Punt Return Average

Rk	Player	Year	PR	Yards	Avg.
1.	Brian Mance	2000	6	192	32.0
2.	C.J. Spiller	2009	8	210	26.3
3.	Elmo Lam	1961	8	179	22.4
4.	Joe Pagliei	1954	7	134	19.1
5.	Harry Pavilack	1960	6	112	18.7
6.	Shad Bryant	1938	27	487	18.0
7.	Bobby Gage	1948	12	203	16.9
8.	Jeff Siepe	1971	9	148	16.4
9.	Don Kelley	1970	24	389	16.2
10.	Jackie Calvert	1950	14	225	16.1

Note: Minimum five returns.

Kickoff Return Yards

Rk	Player	Year	KOR	Avg.	Yards
1.	Sammy Watkins	2011	33	25.0	826
2.	C.J. Spiller	2009	23	32.8	755
3.	Derrick Hamilton	2002	32	21.8	696
4.	Andre Humphrey	1993	29	22.9	663
5.	Justin Miller	2004	20	33.1	661
6.	Marcus Gilchrist	2010	27	23.7	639
7.	Brian Mance	2001	25	23.5	588
8.	Terrence Roulhac	1986	18	32.1	578
9.	Bob Bosler	1970	28	20.3	568
10.	C.J. Spiller	2007	19	28.8	547

Kickoff Return Average

Rk	Player	Year	KOR	Yards	Avg.
1.	Justin Miller	2002	13	456	35.1
2.	Derrick Hamilton	2003	11	380	34.5
3.	Justin Miller	2004	20	661	33.1
4.	C.J. Spiller	2009	23	755	32.8
5.	Jacoby Ford	2006	13	426	32.8

6.	Terrence Roulhac	1986	18	578	32.1
7.	Derrick Hamilton	2001	15	476	31.7
8.	Doug Thomas	1990	11	333	30.3
9.	Bill Mathis	1959	10	294	29.4
10.	Joe Henderson	1987	14	407	29.1

Note: Minimum 10 returns.

Punting Average

Rk	Player	Year	Punts	Yards	Avg.
1.	Chris Gardocki	1990	58	2580	44.5
2.	David Sims	1979	79	3468	43.8
3.	Dale Hatcher	1984	54	2361	43.7
4.	Dale Hatcher	1983	47	2051	43.6
5.	Banks McFadden	1939	65	2828	43.5
6.	Dale Hatcher	1981	44	1908	43.4
7.	Chris Gardocki	1989	48	2062	43.0
8.	Jimmy Maners	2007	55	2354	42.8
9.	Kevin Laird	1997	67	2865	42.761
10.	Chris Gardocki	1988	45	1924	42.756

Net Punting Average

Rk	Player	Year	Net
1.	Dale Hatcher	1984	42.4
2.	David Sims	1979	40.6
3.	Dawson Zimmerman	2010	40.6
4.	Dale Hatcher	1983	40.5
5.	Dale Hatcher	1981	40.5
6.	Chris Gardocki	1989	39.4
7.	Chris Gardocki	1990	39.3
8.	Dale Hatcher	1982	38.8
9.	Cole Chason	2006	38.6

Field Goals Made

Rk	Player	Year	Pct.	Att.	Made
1.	Jad Dean	2005	77.4	31	24
2.	Obed Ariri	1980	76.7	30	23
3.	Chris Gardocki	1989	75.9	29	22
	Chris Gardocki	1990	78.6	28	22
	Nelson Welch	1992	78.6	28	22
	Mark Buchholz	2007	61.1	36	22
	Chandler Catanzaro	2011	81.5	27	22
8.	Richard Jackson	2009	64.5	31	20
9.	Chris Gardocki	1988	59.4	32	19
	Nelson Welch	1991	67.9	28	19

Field Goals Attempted

Rk	Player	Year	Made	Pct.	Att.
1.	Mark Buchholz	2007	22	61.1	36
2.	Chris Gardocki	1988	19	59.4	32
3.	Jad Dean	2005	24	77.4	31
	Richard Jackson	2009	20	64.5	31
5.	Obed Ariri	1980	23	76.7	30
6.	Chris Gardocki	1989	22	75.9	29
7.	Chris Gardocki	1990	22	78.6	28
	Nelson Welch	1991	19	67.9	28
	Nelson Welch	1992	22	78.6	28
10.	Chandler Catanzaro	2011	22	81.5	27

Extra Points Made

Rk	Player	Year	Att.	Pct.	Made
1.	Chandler Catanzaro	2011	53	98.1	52
2.	Mark Buchholz	2007	48	100.0	48
3.	Jad Dean	2006	50	92.0	46
4.	Aaron Hunt	2000	47	95.7	45
5.	Obed Ariri	1978	46	95.7	44
6.	Aaron Hunt	2001	45	97.8	44
7.	Donald Igwebuike	1984	41	100.0	41
	Chris Gardocki	1989	41	100.0	41
	Richard Jackson	2009	43	95.3	41
10.	Mark Buchholz	2008	40	100.0	40

Extra Points Attempted

Rk	Player	Year	Made	Pct.	Att.
1.	Chandler Catanzaro	2011	52	98.1	53
2.	Jad Dean	2006	46	92.0	50
3.	Mark Buchholz	2007	48	100.0	48
4.	Charles Radcliffe	1950	38	80.9	47
	Aaron Hunt	2000	45	95.7	47
6.	Obed Ariri	1978	44	95.7	46
	Aaron Hunt	2001	45	97.8	46
8.	Richard Jackson	2009	41	95.3	43
9.	Aaron Hunt	2003	38	90.5	42
10.	Donald Igwebuike	1984	41	100.0	41
	Chris Gardocki	1989	41	100.0	41

Kick Scoring

Rk	Player	Year	FG-FGA	PAT	TP
1.	Chandler Catanzaro	2011	22-27	52-53	118
2.	Mark Buchholz	2007	22-36	48-48	114

3.	Chris Gardocki	1989	22-29	41-41	107
4.	Jad Dean	2005	24-31	34-35	106
5.	Richard Jackson	2009	20-31	41-43	101
6.	Chris Gardocki	1990	22-28	30-30	96
7.	Aaron Hunt	2003	18-26	38-42	92
8.	Jad Dean	2006	15-22	46-50	91
9.	Bob Paulling	1983	18-20	36-37	90
10.	Donald Igwebuike	1984	16-17	41-41	89
	Nelson Welch	1992	22-28	23-25	89

Scoring

Rk	Player	Year	TD	FG	*PAT	TP
1.	C.J. Spiller	2009	21	---	2	128
2.	Chandler Catanzaro	2011	---	22	52	118
3.	Mark Buchholz	2007	---	22	48	114
4.	Travis Zachery	2000	18	---	---	108
5.	Chris Gardocki	1989	---	22	41	107
6.	Jad Dean	2005	---	24	34	106
7.	Lester Brown	1978	17	---	---	102
	James Davis	2006	17	---	---	102
9.	Richard Jackson	2009	---	20	41	101
10.	Chris Gardocki	1990	---	22	30	96
	Travis Zachery	1999	16	---	---	96

* - total PAT points

Interceptions

Rk	Player	Year	Yards	TD	Int.
1.	Robert O'Neal	1989	96	0	8
	Justin Miller	2002	50	0	8
	DeAndre McDaniel	2009	128	1	8
4.	Fred Knoebel	1951	29	0	7
5.	Dennis Smith	1974	47	1	6
	Steve Ryan	1977	67	0	6
	Terry Kinard	1981	31	0	6
	Terry Kinard	1982	3	0	6
	Johnny Rembert	1982	128	1	6
	Dexter Davis	1990	32	1	6
	Brian Dawkins	1995	55	1	6
	Robert Carswell	1999	72	0	6
	Alex Ardley	2000	61	0	6
	Brian Mance	2002	1	0	6
	Michael Hamlin	2008	111	0	6
	Rashard Hall	2009	67	0	6

Interception Return Yards

Rk	Player	Year	TD	Int.	Yards
1.	Don Kelley	1970	1	3	156
2.	Rex Varn	1978	1	4	148
3.	Crezdon Butler	2008	0	4	142
4.	Jimmy Quarles	1951	1	4	140
5.	Johnny Rembert	1982	1	6	128
	DeAndre McDaniel	2009	1	8	128
7.	Arlington Nunn	1990	3	3	115
	Leomont Evans	1995	0	4	115
9.	Michael Hamlin	2008	0	6	111
10.	Rex Varn	1977	1	4	109



- OVERVIEW
- COACHES
- UNIVERSITY
- TRADITIONS
- PLAYERS
- REVIEW
- OPPONENTS
- RECORDS

CAREER LEADERS

Rushing

Rushing Yards						
Rk	Player	Years	Car.	Y/C	TD	Yards
1.	Raymond Priestler	1994-97	805	4.93	21	3966
2.	James Davis	2005-08	753	5.15	47	3881
3.	C.J. Spiller	2006-09	606	5.85	32	3547
4.	Travis Zachery	1998-01	691	4.43	41	3058
5.	Kenny Flowers	1983-86	590	4.94	26	2914
6.	Terry Allen	1987-89	523	5.31	28	2778
7.	Woodrow Dantzler	1998-01	591	4.67	27	2761
8.	Buddy Gore	1966-68	600	4.29	15	2571
9.	Ray Yaeger	1968-70	555	4.39	16	2439
10.	Andre Ellington	2009-11	409	5.76	25	2355
11.	Chuck McSwain	1979-82	483	4.80	23	2320
12.	Stacey Driver	1982-85	476	4.82	15	2293
13.	Ken Callicutt	1973-77	492	4.59	11	2256
14.	Lester Brown	1976-79	505	4.45	31	2228
15.	Rodney Blunt	1989-93	508	4.28	13	2173
16.	Fred Cone	1948-50	466	4.66	30	2172
17.	Terrence Flagler	1982-86	379	5.70	17	2162
18.	Cliff Austin	1978-82	423	5.06	27	2139
19.	Joel Wells	1954-56	383	5.06	16	1937
20.	Ray Mathews	1947-50	331	5.70	20	1886
21.	Ronald Williams	1990-92	326	5.60	13	1824
22.	Joe Henderson	1987-89	356	4.92	16	1752
23.	Steve Fuller	1975-78	535	3.20	22	1737
24.	Reggie Merriweather	2003-06	331	4.87	20	1612
25.	Wesley McFadden	1985-89	332	4.78	13	1587

Carries

Rk	Player	Years	Yards	Y/C	Car.
1.	Raymond Priestler	1994-97	3966	4.93	805
2.	James Davis	2005-08	3881	5.15	753
3.	Travis Zachery	1998-01	3058	4.43	691
4.	C.J. Spiller	2006-09	3547	5.85	606
5.	Buddy Gore	1966-68	2571	4.29	600
6.	Woodrow Dantzler	1998-01	2761	4.67	591
7.	Kenny Flowers	1983-86	2914	4.94	590
8.	Ray Yaeger	1968-70	2439	4.39	555
9.	Steve Fuller	1975-78	1737	3.20	535
10.	Terry Allen	1987-89	2778	5.31	523
11.	Rodney Blunt	1989-93	2173	4.28	508
12.	Lester Brown	1976-79	2228	4.45	505
13.	Ken Callicutt	1973-77	2256	4.59	492
14.	Chuck McSwain	1979-82	2320	4.80	483
15.	Stacey Driver	1982-85	2292	4.82	476

Yards Per Carry

Rk	Player	Years	Car.	Yards	Y/C
1.	Jackie Calvert	1948-50	194	1149	5.92
2.	C.J. Spiller	2006-09	606	3547	5.85
3.	Andre Ellington	2009-11	409	2355	5.76
4.	Terrence Flagler	1983-86	379	2162	5.70
5.	Ray Mathews	1947-50	331	1886	5.70
6.	Ronald Williams	1990-92	326	1824	5.60
7.	Doug Cline	1957-59	209	1117	5.34
8.	Buck George	1951-54	240	1280	5.33
9.	Terry Allen	1987-89	523	2778	5.31
10.	Hal Davis	1962-64	194	1024	5.28
11.	Wesley McFadden	1985-89	220	1135	5.16
12.	James Davis	2005-08	753	3881	5.15
13.	Joel Wells	1954-56	383	1937	5.06
14.	Cliff Austin	1978-82	423	2139	5.06

Note: Minimum 1,000 yards.

Rushing Touchdowns

Rk	Player	Years	Car.	Yards	TD
1.	James Davis	2005-08	753	3881	47
2.	Travis Zachery	1998-01	691	3058	41
3.	C.J. Spiller	2006-09	606	3547	32
4.	Lester Brown	1976-79	505	2228	31
5.	Fred Cone	1948-50	466	2172	30
6.	Terry Allen	1987-89	523	2778	28
7.	Cliff Austin	1978-82	423	2139	27
	Woodrow Dantzler	1998-01	591	2761	27
9.	Kenny Flowers	1983-86	590	2914	26
10.	Emory Smith	1993-96	358	1568	25
	Andre Ellington	2009-11	409	2355	25

Passing

Passing Yards


Rk	Player	Years	Att.	Co.	Pct.	Yards
1.	Charlie Whitehurst	2002-05	1368	817	59.7	9665
2.	Woodrow Dantzler	1998-01	796	460	57.8	6037
3.	Cullen Harper	2005-08	815	518	63.6	5762
4.	Nealon Greene	1994-97	805	458	56.9	5719
5.	Kyle Parker	2009,10	710	401	56.5	4739
6.	Rodney Williams	1985-88	717	333	46.4	4647
7.	Steve Fuller	1975-78	554	287	51.8	4359
8.	Tajh Boyd	2010,11	562	331	58.9	4157
9.	Tommy Kendrick	1969-71	644	303	47.0	3893
10.	Homer Jordan	1979-82	479	250	52.2	3643
11.	Brandon Streeter	1996-99	519	294	56.6	3504
12.	Mike Eppley	1980-84	449	252	56.1	3354
13.	DeChane Cameron	1988-91	470	257	54.7	3300
14.	Will Proctor	2003-06	338	201	59.5	2634
15.	Jimmy Addison	1965-67	393	202	51.4	2616

Passing Attempts

Rk	Player	Years	Co.	Yards	Att.
1.	Charlie Whitehurst	2002-05	817	9665	1368
2.	Cullen Harper	2005-08	518	5762	815
3.	Nealon Greene	1994-97	458	5719	805
4.	Woodrow Dantzler	1998-01	460	6037	796
5.	Rodney Williams	1985-88	333	4647	717
6.	Kyle Parker	2009,10	401	4739	710
7.	Tommy Kendrick	1969-71	303	3893	644
8.	Tajh Boyd	2010,11	331	4157	562
9.	Steve Fuller	1975-78	287	4359	554
10.	Brandon Streeter	1996-99	294	3504	519
11.	Homer Jordan	1979-82	250	3643	479
12.	DeChane Cameron	1988-91	257	3300	470
13.	Mike Eppley	1980-84	252	3354	449
14.	Jimmy Addison	1965-67	202	2616	393
15.	Willie Simmons	2000-02	204	2530	391

Completions

Rk	Player	Years	Att.	Yards	Co.
1.	Charlie Whitehurst	2002-05	1368	9665	817
2.	Cullen Harper	2005-08	815	5762	518
3.	Woodrow Dantzler	1998-01	796	6037	460
4.	Nealon Greene	1994-97	805	5719	458
5.	Kyle Parker	2009,10	710	4739	401
6.	Rodney Williams	1985-88	717	4647	333
7.	Tajh Boyd	2010,11	562	4157	331
8.	Tommy Kendrick	1969-71	644	3893	303
9.	Brandon Streeter	1996-99	519	3504	294
10.	Steve Fuller	1975-78	554	4359	287



NEALON GREENE (1994-97) IS IN THE TOP FOUR IN CLEMSON HISTORY IN CAREER PASSING YARDS, PASSING ATTEMPTS, AND COMPLETIONS.

11.	DeChane Cameron	1988-91	470	3300	257
12.	Mike Eppley	1980-84	449	3354	252
13.	Homer Jordan	1979-82	479	3643	250
14.	Willie Simmons	2000-02	391	2530	204
15.	Jimmy Addison	1965-67	393	2616	202

Completion Percentage

Rk	Player	Years	Co.-Att.	Pct.
1.	Cullen Harper	2005-08	518-815	63.6
2.	Charlie Whitehurst	2002-05	817-1368	59.7
3.	Will Proctor	2003-06	201-338	59.5
4.	Tajh Boyd	2010,11	331-562	58.9
5.	Woodrow Dantzler	1998-01	460-796	57.8
6.	Nealon Greene	1994-97	458-805	56.9
7.	Chris Morocco	1986-89	89-157	56.7
8.	Brandon Streeter	1996-99	294-519	56.6
9.	Kyle Parker	2009,10	401-710	56.5
10.	Mike Eppley	1980-84	252-449	56.1
11.	DeChane Cameron	1988-91	257-470	54.7
12.	Billy Lott	1977-79	105-198	53.0
13.	Homer Jordan	1979-82	250-479	52.2
14.	Willie Simmons	2000-02	204-391	52.2
15.	Steve Fuller	1975-78	287-554	51.8

Note: Minimum 150 attempts.

Passing Yards Per Attempt

Rk	Player	Years	Att.	Yards	Y/Att.
1.	Bobby Gage	1945-48	278	2448	8.81
2.	Jackie Calvert	1948-50	101	885	8.76
3.	Chris Morocco	1986-89	157	1238	7.89
4.	Steve Fuller	1975-78	554	4359	7.87

PASSING EFFICIENCY LEADERS

Rk	Player	Years	Att.	Co.	Pct.	Int.	Int. Pct.	Yards	Yards/Att.	TD	TD Pct.	Eff.
1.	Tajh Boyd	2010,11	331	562	58.9	15	2.67	4157	7.40	37	6.58	137.4
2.	Will Proctor	2003-06	338	201	59.5	11	3.25	2634	7.79	19	5.62	137.0
3.	Cullen Harper	2005-08	815	518	63.6	20	2.45	5762	7.07	42	5.15	135.0
4.	Woodrow Dantzler	1998-01	796	460	57.8	24	3.02	6037	7.58	41	5.15	132.5
5.	Mark Fellers	1972-74	124	58	46.8	7	5.64	943	7.60	12	9.68	131.3
6.	Chris Morocco	1986-89	157	89	56.7	4	2.55	1238	7.89	6	3.82	130.4
7.	Mike Eppley	1980-84	449	252	56.1	26	5.79	3354	7.47	28	6.23	127.9
8.	Bobby Gage	1945-48	278	123	44.2	27	9.71	2448	8.81	24	8.63	127.3
9.	Nealon Greene	1994-97	805	458	56.9	26	3.22	5719	7.10	35	4.35	124.5
10.	Charlie Whitehurst	2002-05	1368	817	59.7	46	3.36	9665	7.07	49	3.58	124.2
11.	Harvey White	1957-59	289	145	50.2	12	4.15	2103	7.28	18	6.22	123.6
12.	Jackie Calvert	1948-50	101	40	39.6	8	7.92	885	8.76	8	7.92	123.5
13.	Steve Fuller	1975-78	554	287	51.8	21	3.79	4359	7.87	22	3.97	123.4
14.	Kyle Parker	2009,10	710	401	56.5	23	3.24	4739	6.67	32	4.51	120.9
15.	DeChane Cameron	1988-91	470	257	54.7	15	3.19	3300	7.02	13	2.76	116.4

Note: Minimum 100 attempts.



OVERVIEW
COACHES
UNIVERSITY
TRADITIONS
PLAYERS
REVIEW
OPPONENTS
RECORDS

CAREER LEADERS

5. Will Proctor	2003-06	338	2634	7.79
6. Homer Jordan	1979-82	479	3643	7.61
7. Mark Fellers	1972-74	124	943	7.60
8. Woodrow Dantzler	1998-01	796	6037	7.58
9. Mike Eppley	1980-84	449	3354	7.47
10. Tajh Boyd	2010,11	562	4157	7.40
11. Harvey White	1957-59	289	2103	7.28
12. Nealson Greene	1994-97	805	5719	7.10
13. Mike O' Cain	1974-76	182	1291	7.09
14. Cullen Harper	2005-08	815	5762	7.070
15. Charlie Whitehurst	2002-05	1368	9665	7.065

Passing Touchdowns

Rk Player	Years	Att.	Int.	TD
1. Charlie Whitehurst	2002-05	1368	46	49
2. Cullen Harper	2005-08	815	20	42
3. Woodrow Dantzler	1998-01	796	24	41
4. Tajh Boyd	2010,11	562	15	37
5. Nealson Greene	1994-97	805	26	35
6. Kyle Parker	2009,10	710	23	32
7. Mike Eppley	1980-84	449	26	28
8. Bobby Gage	1945-48	278	27	24
Tommy Kendrick	1969-71	644	42	24
10. Steve Fuller	1975-78	554	21	22
11. Will Proctor	2003-06	338	11	19
12. Harvey White	1957-59	289	12	18
13. Brandon Streeter	1996-99	519	26	17
14. Jimmy Addison	1965-67	393	27	16
Rodney Williams	1985-88	717	27	16
Willie Simmons	2000-02	383	13	16

Interception Avoidance

Rk Player	Years	Int.-Att.	Pct.
1. Cullen Harper	2005-08	20-815	2.45
2. Chris Morocco	1986-89	4-157	2.55
3. Tajh Boyd	2010,11	15-562	2.67
4. Patrick Sapp	1992-95	10-365	2.74
5. Woodrow Dantzler	1998-01	24-796	3.02
6. DeChane Cameron	1988-91	15-470	3.19
7. Nealson Greene	1994-97	26-805	3.22
8. Kyle Parker	2009,10	23-710	3.24
9. Will Proctor	2003-06	11-338	3.25
10. Willie Simmons	2000-02	13-391	3.32
11. Charlie Whitehurst	2002-05	46-1368	3.36
12. Billy Lott	1977-79	7-198	3.53
13. Rodney Williams	1985-88	27-717	3.77
14. Steve Fuller	1975-78	21-554	3.79
15. Randy Anderson	1984-87	6-145	4.14

Note: Minimum 100 attempts.



JOE BLALOCK'S 20.3-YARD RECEPTION AVERAGE IN HIS CAREER FROM 1939-41 STILL STANDS TODAY AS THE BEST MARK IN TIGER HISTORY.

Receiving

Receptions

Rk Player, Pos.	Years	Yards	Avg.	TD	Rec.
1. Aaron Kelly, WR	2005-08	2733	11.8	20	232
2. Derrick Hamilton, WR	2001-03	2312	13.8	16	167
3. Rod Gardner, WR	1997-00	2498	15.0	13	166
4. Terry Smith, WR	1990-93	2681	16.5	15	162
5. Perry Tuttle, WR	1978-81	2534	16.9	17	150
6. Jacoby Ford, WR	2006-09	1986	13.9	16	143
7. Kevin Youngblood, WR	2000-03	1713	12.1	6	142
8. Chansi Stuckey, WR	2003-06	1760	12.5	7	141
9. Jerry Butler, WR	1975-78	2223	16.0	11	139
10. Brian Wofford, WR	1996-99	1857	13.5	13	138
Airese Currie, WR	2001-04	2030	14.7	10	138
12. Tyler Grisham, WR	2005-08	1390	10.5	8	132
13. DeAndre Hopkins, WR	2010,11	1615	13.0	9	124
14. C.J. Spiller, RB	2006-09	1420	11.5	11	123
15. Tony Horne, WR	1994-97	1750	14.6	13	120
16. Phil Rogers, WR	1965-67	1469	13.9	5	106
17. Travis Zachery, TB	1998-01	1057	10.1	9	105
18. Mal Lawyer, WR	1996-99	1255	12.7	9	99
19. John McMakin, TE	1969-71	1255	13.5	12	93
Dwayne Allen, TE	2009-11	1079	11.6	12	93
21. Terrance Roulhac, WR	1983-86	1487	16.2	16	92
22. Glenn Smith, E	1949-51	1576	17.9	18	88
23. Ray Williams, WR	1983-86	1290	15.0	6	86
24. J.J. McKelvey, WR	1999-02	1277	15.2	8	84
25. Sammy Watkins, WR	2011	1219	14.9	12	82

Receiving Yards

Rk Player, Pos.	Years	Rec.	Yards
1. Aaron Kelly, WR	2005-08	232	2733
2. Terry Smith, WR	1990-93	162	2681
3. Perry Tuttle, WR	1978-81	150	2534
4. Rod Gardner, WR	1997-00	166	2498
5. Derrick Hamilton, WR	2001-03	167	2312
6. Jerry Butler, WR	1975-78	139	2223
7. Airese Currie, WR	2001-04	138	2030
8. Jacoby Ford, WR	2006-09	143	1986
9. Brian Wofford, WR	1996-99	138	1857
10. Chansi Stuckey, WR	2003-06	141	1760
11. Tony Horne, WR	1994-97	120	1750
12. Kevin Youngblood, WR	2000-03	142	1713
13. DeAndre Hopkins, WR	2010,11	124	1615
14. Gary Cooper, WR	1985-89	79	1592
15. Glenn Smith, E	1949-51	88	1576
16. Terrance Roulhac, WR	1983-86	92	1487
17. Phil Rogers, WR	1965-67	106	1469
18. C.J. Spiller, RB	2006-09	123	1420
19. Tyler Grisham, WR	2005-08	132	1390
20. Ray Williams, WR	1983-86	86	1290
21. J.J. McKelvey, WR	1999-02	84	1277
22. John McMakin, TE	1969-71	93	1255
Mal Lawyer, WR	1996-99	99	1255
24. Sammy Watkins, WR	2011	82	1219
25. Charlie Waters, WR	1967-69	68	1166

Yards Per Reception

Rk Player, Pos.	Years	Rec.	Yards	Y/Rec.
1. Joe Blalock, TE	1939-41	38	773	20.34
2. Gary Cooper, FLK	1985-89	79	1592	20.15
3. Frank Magwood, WR	1979-82	51	920	18.04
4. Glenn Smith, E	1949-51	88	1576	17.91
5. Eddis Freeman, E	1943-46	37	655	17.70
6. Dwight Clark, WR	1975-78	33	571	17.30
7. Bill Mathis, TB	1957-59	35	602	17.20
8. Charlie Waters, WR	1967-69	68	1166	17.15
9. Perry Tuttle, WR	1978-81	150	2534	16.89
10. Terry Smith, WR	1990-93	162	2681	16.55
11. Wayne Bell, TE	1964-66	54	883	16.35
12. Joey Walters, WR	1974-76	59	963	16.32
13. Bennie Cunningham, TE	1972-75	64	1044	16.31
14. Terrance Roulhac, WR	1983-86	92	1487	16.16
15. Jerry Butler, WR	1975-78	139	2223	15.99

Note: Minimum 30 receptions.

Receiving Touchdowns

Rk Player, Pos.	Years	TD
1. Aaron Kelly, WR	2005-08	20
2. Glenn Smith, E	1949-51	18
3. Perry Tuttle, WR	1978-81	17
4. Terrance Roulhac, WR	1983-86	16
Derrick Hamilton, WR	2001-03	16
Jacoby Ford, WR	2006-09	16
7. Terry Smith, WR	1990-93	15
8. Tony Horne, WR	1994-97	13
Brian Wofford, WR	1996-99	13
Rod Gardner, WR	1997-00	13

TOUCHDOWN RESPONSIBILITY

Rk Player	Years	Rush	Pass	*	Tot
1. Woodrow Dantzler	1998-01	27	41	0	68
2. Charlie Whitehurst	2002-05	10	49	0	59
3. C.J. Spiller	2006-09	32	1	19	52
4. Travis Zachery	1998-01	41	0	9	50
5. James Davis	2005-08	47	0	2	49
6. Cullen Harper	2005-08	5	42	0	47
7. Steve Fuller	1975-78	22	22	0	44
8. Nealson Greene	1994-97	8	35	0	43
Tajh Boyd	2010,11	6	37	0	43
10. Ray Mathews	1947-50	20	11	8	39

* includes receiving, punt returns, kickoff returns, interception returns, and fumble returns

Miscellaneous

Total Offense Yards

Rk Player	Years	Plays	Rush	Pass	Total
1. Charlie Whitehurst	2002-05	1634	98	9665	9763
2. Woodrow Dantzler	1998-01	1587	2761	6037	8798
3. Nealson Greene	1994-97	1158	1067	5719	6786
4. Steve Fuller	1975-78	1089	1737	4359	6096
5. Cullen Harper	2005-08	946	-213	5762	5549
6. Rodney Williams	1985-88	1024	863	4647	5510
7. Kyle Parker	2009,10	818	163	4739	4902
8. Homer Jordan	1979-82	859	971	3643	4614
9. Tajh Boyd	2010,11	727	251	4157	4408
10. DeChane Cameron	1988-91	765	926	3300	4226
11. James Davis	2005-08	753	3881	-----	3881
12. Raymond Priestster	1994-97	805	3966	-----	3966
13. Bobby Gage	1945-48	594	1309	2448	3757
14. Mike Eppley	1980-84	614	398	3354	3752
15. C.J. Spiller	2006-09	609	3547	32	3579
16. Brandon Streeter	1996-99	610	52	3504	3556
17. Billy Hair	1950-52	616	1579	1885	3464
18. Tommy Kendrick	1969-71	794	-484	3893	3409
19. Ken Pengitore	1971-73	703	898	2412	3310
20. Travis Zachery	1998-01	692	3058	-----	3058

Scoring

Rk Player, Pos.	Years	TD	PAT	FGA	TP
1. Aaron Hunt, PK	2000-03	0	164-172	55-76	329
2. C.J. Spiller, RB	2006-09	51	*2	---	308
3. Nelson Welch, PK	1991-94	0	85-92	72-102	301
4. Travis Zachery, TB	1998-01	50	---	---	300
5. James Davis, RB	2005-08	49	---	---	294
6. Obed Ariri, PK	1977-80	0	99-103	63-97	288
7. Chris Gardocki, PK	1988-90	0	72-72	63-89	261
8. Jad Dean, PK	2003-06	0	97-103	51-68	250
9. David Treadwell, PK	1985-87	0	92-93	47-66	233
10. Bob Paulling, PK	1979-83	0	107-109	34-41	209
11. Mark Buchholz, PK	2007,08	0	88-88	37-57	199
12. Chandler Catanzaro, PK	2010,11	0	86-87	36-49	194
13. Lester Brown, RB	1976-79	32	---	---	192
14. Fred Cone, RB	1948-50	31	3-4	---	189
15. Ray Mathews, RB	1947-50	28	---	---	168
Kenny Flowers, RB	1983-86	28	---	---	168
Terry Allen, RB	1987-89	28	---	---	168
18. Cliff Austin, RB	1978-82	27	---	---	162
Woodrow Dantzler, QB	1998-01	27	---	---	162
Andre Ellington, RB	2009-11	27	---	---	162
21. Emory Smith, FB	1993-96	26	---	---	156
22. Ray Yauger, RB	1968-70	23	*2	---	140
23. Donald Igwebuike, PK	1981-84	0	41-41	32-43	139
24. Chuck McSwain, RB	1979-82	23	---	---	138
Tracy Johnson, RB	1985-88	23	---	---	138

* - total two-point conversion points

Total Touchdowns

Rk Player, Pos.	Rush	Rec.	PR	KOR	Total
1. C.J. Spiller, RB	32	12	1	*7	51
2. Travis Zachery, RB	41	9	0	0	50
3. James Davis, RB	47	2	0	0	49
4. Lester Brown, RB	31	1	0	0	32
5. Fred Cone, RB	30	1	0	0	31
6. Ray Mathews, RB	20	7	1	0	28
Kenny Flowers, RB	26	2	0	0	28
Terry Allen, RB	28	0	0	0	28

* - NCAA Record

Interceptions

Rk Player, Pos.	Years	Yards	Avg.	TD	Int.
1. Terry Kinard, FS	1979-82	147	8.6	0	17
2. Fred Knoebel, DB	1950-52	122	8.1	0	15
DeAndre McDaniel, S	2007-10	162	10.8	1	15

CLEMSONTIGERS.COM



CAREER LEADERS

- OVERVIEW
- COACHES
- UNIVERSITY
- TRADITIONS
- PLAYERS
- REVIEW
- OPPONENTS
- RECORDS

Rk	Player, Pos.	Years	Int.	Avg.	Yards
4.	Michael Hamlin, S	2005-08	243	17.4	0 13
5.	Justin Miller, CB	2002-04	94	7.2	0 12
6.	Eddie Geathers, CB	1977-80	114	9.5	0 12
	Robert O'Neal, FS	1989-92	119	9.9	0 12
	Alex Ardley, CB	1998-00	151	12.6	1 12
	Brian Mance, CB	1999-02	73	6.1	0 12
10.	Pete Cook, CB	1950-52	129	11.7	0 11
	Brian Dawkins, SS	1992-95	101	9.2	1 11
	Peter Ford, CB	1993-96	138	12.5	1 11
	Crezdon Butler, CB	2006-09	243	22.1	0 11

Interception Return Yards

Rk	Player, Pos.	Years	Int.	Avg.	Yards
1.	Rex Varn, FS	1976-79	10	27.5	275
2.	Michael Hamlin, S	2005-08	14	17.4	243
	Crezdon Butler, CB	2006-09	11	22.1	243
4.	Antwan Edwards, DB	1995-98	8	24.4	195
5.	Don Kelley, DB	1969-71	6	29.7	178
6.	Rashard Hall, S	2009-11	10	16.9	169
7.	DeAndre McDaniel, S	2007-09	15	10.8	162
8.	Alex Ardley, CB	1998-00	12	12.6	151
9.	Terry Kinard, FS	1979-82	17	8.6	147
10.	Johnny Rembert, LB	1981,82	8	17.9	143

Starts

Rk	Player, Pos.	Years	Starts
1.	Landon Walker, OT	2008-11	49
2.	Eric Harmon, OG	1987-90	47
	Jim Bundren, OT	1994-97	47
	Glenn Rountree, OG	1994-97	47
	Aaron Hunt, PK	2000-03	47
6.	Nelson Welch, PK	1991-94	46
	Cole Chason, P	2003-06	46
8.	Jeb Flesch, OG	1988-91	45
9.	Rodney Williams, QB	1985-88	44
	Barry Richardson, OT	2004-07	44
	Chris Chancellor, CB	2006-09	44

Starts By Position

Offense

- TE:** 37 by Michael Palmer, 2006-09
- OT:** 49 by Landon Walker, 2008-11
- OG:** 47 by Eric Harmon, 1987-90; Glenn Rountree, 1994-97
- C:** 36 by Jeff Bak, 1985-88; Kyle Young, 1998-01; Dalton Freeman, 2009-11
- WR:** 42 by Terry Smith, 1990-93
- QB:** 44 by Rodney Williams, 1985-88
- RB:** 43 by James Davis, 2005-08
- PK:** 47 by Aaron Hunt, 2000-03

Defense

- DE/OLB:** 43 by Levon Kirkland, 1988-91
- DT:** 40 by Jim Stuckey, 1976-79
- ILB:** 42 by Bubba Brown, 1976-79
- S:** 43 by Michael Hamlin, 2005-08
- CB:** 44 by Chris Chancellor, 2006-09
- P:** 46 by Cole Chason, 2003-06

Games

Rk	Player, Pos.	Years	Games
1.	Chad Diehl, FB	2007-11	57
2.	Antoine McClain, OG	2008-11	54
3.	Kevin Alexander, DE/LB	2006-09	53

ALL-PURPOSE YARDS

Rk	Player, Pos.	Years	Rush	Rec.	PR	KOR	Total
1.	C.J. Spiller, RB	2006-09	3547	1420	569	2052	7588
2.	Derrick Hamilton, WR	2001-03	358	2312	618	1552	4839
3.	Travis Zachery, TB	1998-01	3058	1057	276	---	4391
4.	James Davis, RB	2005-08	3881	441	---	13	4335
5.	Raymond Priestler, RB	1994-97	3966	316	---	---	4282
6.	Jacoby Ford, WR	2006-09	494	1986	479	1124	4083
7.	Buddy Gore, TB	1966-68	2571	65	---	637	3273
8.	Aaron Kelly, WR	2005-08	---	2733	16	402	3151
9.	Kenny Flowers, TB	1983-86	2914	192	---	40	3146
10.	Ray Mathews, WB	1947-50	1886	650	298	294	3128
11.	Terry Allen, TB	1987-89	2778	243	---	80	3101
12.	Andre Ellington, RB	2009-11	2355	273	3	464	3095
13.	Ray Yauger, TB	1968-70	2439	328	---	177	2944
14.	Perry Tuttle, WR	1978-81	103	2534	---	266	2903
15.	Tony Horne, WR	1994-97	7	1750	332	795	2884

Crezdon Butler, CB	2006-09	53
Chris Chancellor, CB	2006-09	53
Kavell Conner, LB	2006-09	53
Marcus Gilchrist, DB	2007-10	53
Byron Maxwell, CB	2007-10	53
DeAndre McDaniel, S/LB	2007-10	53
Michael Wade, QB/S	2007-10	53
Brandon Thompson, DT	2008-11	53
Landon Walker, OT	2008-11	53

Snaps

Rk	Player, Pos.	Years	Snaps
1.	Landon Walker, OT	2008-11	3131
2.	Kyle Young, C	1998-01	3097
3.	Glenn Rountree, OG	1994-97	3048
4.	Charlie Whitehurst, QB	2002-05	2875
5.	Eric Harmon, OG	1987-90	2870
6.	Barry Richardson, OT	2004-07	2778
7.	Jim Bundren, OT	1994-97	2772
8.	Robert Carswell, FS	1997-00	2760
9.	DeAndre McDaniel, S/LB	2007-10	2750
10.	Michael Hamlin, S	2005-08	2683
11.	Jeb Flesch, OG	1988-91	2657
12.	T.J. Watkins, OG/TE	1998-01	2655
13.	Nealson Greene, QB	1994-97	2607
14.	Robert O'Neal, FS	1989-92	2547

Note: Does not include special teams snaps.

Special Teams

Punt Return Yards

Rk	Player	Years	PR	Avg.	TD	Yards
1.	Shad Bryant	1937-39	65	12.0	1	779
2.	Donnell Woolford	1985-88	78	9.6	2	754
3.	James Lott	1986-89	71	9.6	0	683
4.	Don Kelley	1969-71	56	11.3	2	632
5.	Derrick Hamilton	2001-03	68	9.1	0	618
6.	Willie Jordan	1975-78	54	10.5	0	569
	C.J. Spiller	2006-09	53	10.7	1	569
8.	Billy Davis	1980-83	87	6.4	0	555

9.	Jacoby Ford	2006-09	49	9.8	2	479
10.	Darnell Stephens	1991-93	44	10.5	1	463

Kickoff Return Yards

Rk	Player	Years	KOR	Avg.	TD	Yards
1.	C.J. Spiller	2006-09	74	27.7	7	2052
2.	Derrick Hamilton	2001-03	58	26.8	2	1552
3.	Justin Miller	2002-04	50	30.7	3	1534
4.	Andre Humphrey	1992-95	68	21.9	0	1486
5.	Ray Williams	1983-86	66	20.5	0	1350
6.	Jacoby Ford	2006-09	47	23.9	1	1124
7.	Terrence Roulhac	1983-86	42	26.4	0	1108
8.	Warren Ratchford	1974-78	44	22.0	0	848
9.	Sammy Watkins	2011	33	25.0	1	826
10.	Marcus Gilchrist	2007-10	32	25.1	0	804

Punting Average

Rk	Player	Years	Punts	Yards	Avg.
1.	Chris Gardocki	1988-90	151	6566	43.5
2.	Dale Hatcher	1981-84	191	8191	43.0
3.	Banks McFadden	1937-39	94	3967	42.2
4.	Jimmy Maners	2006-08	105	4381	41.7
5.	David Sims	1977-80	197	8126	41.2
6.	Dawson Zimmerman	2008-11	192	7895	41.1
7.	Mitch Tyner	1973,74	127	5201	41.0
8.	Jack Anderson	1968-70	56	2276	40.6
9.	Chris McNally	1993-95	73	2946	40.4
10.	Andy Newell	1984,85	59	2378	40.3

Note: Minimum 50 punts.

Field Goals

Rk	Player	Years	FG
1.	Nelson Welch	1991-94	72
2.	Obed Ariri	1977-80	63
	Chris Gardocki	1988-90	63
4.	Aaron Hunt	2000-03	55
5.	Jad Dean	2003-06	51
6.	David Treadwell	1985-87	47
7.	Mark Buchholz	2007,08	37
8.	Chandler Catanzaro	2010,11	36
9.	Bob Paulling	1979-83	34
10.	Donald Igwebuike	1981-84	32

PATS

Rk	Player	Years	PAT
1.	Aaron Hunt	2000-03	164
2.	Bob Paulling	1979-83	107
3.	Obed Ariri	1977-80	99
4.	Jad Dean	2003-06	97
5.	David Treadwell	1985-87	92
6.	Mark Buchholz	2007,08	88
7.	Chandler Catanzaro	2010,11	86
8.	Nelson Welch	1991-94	85
9.	Charles Radcliff	1950-52	72
	Chris Gardocki	1988-90	72

Kick Scoring

Rk	Player	Years	Points
1.	Aaron Hunt	2000-03	329
2.	Nelson Welch	1991-94	301
3.	Obed Ariri	1977-80	288
4.	Chris Gardocki	1988-90	261
5.	Jad Dean	2003-06	250
6.	David Treadwell	1985-87	233
7.	Bob Paulling	1979-83	209
8.	Mark Buchholz	2007,08	199
9.	Chandler Catanzaro	2010,11	194
10.	Donald Igwebuike	1981-84	139



CHAD DIEHL (#30) PLAYED A SCHOOL-RECORD 57 CAREER GAMES, WHILE ANTOINE McCLAIN (#74) IS SECOND WITH 54 CAREER GAMES. LANDON WALKER (#72) PLAYED A TIGER-RECORD 3131 SNAPS. DALTON FREEMAN (#55) HAS STARTED A CLEMSON-RECORD-TYING 36 GAMES AT CENTER.



INDIVIDUAL DEFENSIVE RECORDS

Tackles

Game: 27, Keith Adams vs. South Carolina, 1999
Season: 186, Keith Adams, 1999
Career: 515, Bubba Brown, 1976-79

First Hits

Game: 18, Keith Adams vs. South Carolina, 1999
Season: 119, Jeff Davis, 1981; Keith Adams, 1999
Career: 295, Jeff Davis, 1978-81

Tackles By a Lineman

Game: 21, Willie Anderson vs. South Carolina, 1974
Season: 114, Mark Heniford, 1977
Career: 314, Jim Stuckey, 1976-79

Tackles By a Defensive Back

Game: 20, Charles Hafley vs. Maryland, 2001; Jamaal Fudge vs. Virginia, 2003
Season: 129, Robert Carswell, 1999
Career: 372, Robert Carswell, 1997-00

Tackles For Loss

Game: 6, Keith Adams vs. Duke, 1999; Andre Branch vs. Virginia Tech, 2011
Season: 35, Keith Adams, 1999
Career: 61, Michael Dean Perry, 1984-87

Sacks

Game: 4, Keith Adams vs. Duke, 1999; Andre Branch vs. Virginia Tech, 2011
Season: 16, Keith Adams, 1999
Career: 28, Michael Dean Perry, 1984-87
 28, Gaines Adams, 2003-06

Pass Breakups

Game: 5, Perry Williams vs. Virginia Tech, 1985
Season: 21, Tye Hill, 2004
Career: 44, Donnell Woolford, 1985-88

Pass Breakups By a Defensive Lineman

Game: 2, many
Season: 9, Gaines Adams, 2005
Career: 23, Levon Kirkland, 1988-91

Passes Defended

Game: 5, Perry Williams vs. Virginia Tech, 1985
Season: 21, Dextra Polite, 1999; Tye Hill, 2004
Career: 54, Donnell Woolford, 1985-88

Caused Fumbles

Game: 2, many
Season: 5, Brandon Maye, 2009
Career: 10, Jeff Davis, 1978-81
 10, Ed McDaniel, 1988-91

SINGLE-GAME TACKLE BESTS

Rk	Player, Pos.	Opponent	Year	Tac.
1.	Keith Adams, LB	South Carolina	1999	27
2.	Jeff Davis, LB	North Carolina	1980	24
3.	Chad Carson, LB	Wake Forest	2001	23
4.	Bubba Brown, LB	Ohio State	1978	22
	Bubba Brown, LB	N.C. State	1979	22
	Jeff Davis, LB	Maryland	1980	22
	Chad Carson, LB	Georgia Tech	2000	22
8.	Willie Anderson, MG	South Carolina	1974	21
	Henry Walls, LB	Georgia Tech	1985	21
	John Leake, LB	Maryland	2002	21
11.	Jeff Davis, LB	Tulane	1981	20
	Henry Walls, LB	Boston College	1983	20
	Tim Jones, LB	Duke	1994	20
	Anthony Simmons, LB	South Carolina	1996	20
	Charles Hafley, FS	Maryland	2001	20
	Jamaal Fudge, ROV	Virginia	2003	20

Recovered Fumbles

Game: 2, many
Season: 4, Ronnie Ducworth, 1968; B.B. Elvington, 1970; Jeff Davis, 1981; William Devane, 1983
Career: 8, Jeff Davis, 1978-81

Fumble Return Yards

Game: 93, Antwan Edwards at Virginia, 1998
Season: 104, Antwan Edwards, 1998
Career: 104, Antwan Edwards, 1995-98

Interceptions

Game: 3, Kit Jackson vs. Wake Forest, 1965; Leomont Evans vs. N.C. State, 1995; Brian Dawkins vs. Duke, 1995; Alex Ardley vs. Maryland, 2000; Michael Hamlin vs. The Citadel, 2008
Season: 8, Robert O'Neal, 1989; Justin Miller, 2002; DeAndre McDaniel, 2009
Career: 17, Terry Kinard, 1979-82

Interception Return Yards

Game: 101, Willie Underwood vs. South Carolina, 1980 (2 IR)
Season: 156, Don Kelley, 1970 (3 IR)
Career: 275, Rex Varn, 1976-79 (10 IR)

Takeaways

Game: 3, many
Season: 9, Robert O'Neal, 1989 (8 IR, 1 FR)
Career: 19, Terry Kinard, 1979-82 (17 IR, 2 FR)


Return Yards on Takeaways

Game: 101, Willie Underwood vs. South Carolina, 1980
Season: 160, Antwan Edwards, 1998
Career: 299, Antwan Edwards, 1995-98

Special Teams Tackles*

Game: 7, Chad Speck vs. Georgia Tech, 1999
Season: 26, Rodney Thomas, 2000
Career: 47, Chad Speck, 1997-00

* - since 1986 (all other stats are from 1976-11)



TERRY KINARD HAD A TIGER-RECORD 17 CAREER INTERCEPTIONS FROM 1979-82.

LONGEST OFFENSIVE DRIVES

PL	Date	Plays W-L	Score	Opponent
20	10-7-1978	W	38-7	Virginia Tech
19	9-22-1979	W	12-7	Georgia
19	10-12-2002	L	17-22	Virginia
19	11-19-2005	W	13-9	South Carolina
19	9-29-2007	L	3-13	Georgia Tech
18	9-26-1992	L	16-20	Georgia Tech
18	11-7-1992	W	40-7	North Carolina
18	10-7-1989	W	34-20	Virginia
18	11-20-1987	L	7-20	South Carolina
18	10-18-1986	W	35-3	Duke
18	12-31-1993	W	14-13	Kentucky
18	1-1-1959	L	0-7	Louisiana State
18	9-5-1998	W	33-0	Furman
18	9-29-2001	W ^(OT)	47-44	Georgia Tech
18	9-17-2011	W	38-24	Auburn

Yards	Date	Yards W-L	Score	Opponent
99	9-17-1988	L	21-24	Florida State
99	10-24-1998	L	23-28	Duke
98	12-31-1993	W	14-13	Kentucky
97	11-16-1974	W	28-9	Virginia
97	10-14-2000	W	35-14	Maryland
97	9-30-2006	W	51-0	Louisiana Tech
97	11-8-2008	L	27-41	Florida State
97	10-29-2011	L	17-31	Georgia Tech
96	11-17-2001	L	15-20	South Carolina
96	9-3-2005	W	25-24	Texas A&M
96	10-7-2006	W	27-17	Wake Forest
96	10-7-2006	W	27-17	Wake Forest
96	9-13-2008	W	27-9	N.C. State
96	1-4-2012	L	33-70	West Virginia

Time	Date	Time W-L	Score	Opponent
9:47	9-10-2005	W	28-24	Maryland
9:45	9-23-2006	W	52-7	North Carolina
9:34	11-7-1992	W	40-7	North Carolina
9:34	9-17-2011	W	38-24	Auburn
8:49	9-5-1998	W	33-0	Furman
8:48	9-26-1992	L	16-20	Georgia Tech
8:47	11-20-1987	L	7-20	South Carolina
8:39	10-7-1978	W	38-7	Virginia Tech
8:15	10-28-1995	W	24-3	Georgia Tech
8:13	11-21-1959	W	33-31	Wake Forest
8:13	9-9-2000	W	62-9	Missouri
8:11	9-19-1970	W	27-17	Virginia
8:09	11-2-1996	W	35-3	Maryland
8:07	9-13-2008	W	27-9	N.C. State
8:00	10-7-1989	W	34-20	Virginia



YEARLY DEFENSIVE LEADERS

- OVERVIEW
- COACHES
- UNIVERSITY
- TRADITIONS
- PLAYERS
- REVIEW
- OPPONENTS
- RECORDS

Tackles

Year	Player, Pos.	Tac.
1976	Randy Scott, LB	130
1977	Randy Scott, LB	133
1978	Bubba Brown, LB	170
1979	Bubba Brown, LB	150
1980	Jeff Davis, LB	160
1981	Jeff Davis, LB	175
1982	Terry Kinard, FS	89
1983	Henry Walls, LB	93
1984	William Perry, MG	100
1985	Henry Walls, LB	153
1986	Norman Haynes, LB	74
1987	James Earle, OLB	79
1988	Ed McDaniel, LB	104
1989	Doug Brewster, LB	100
1990	Ed McDaniel, LB	109
1991	Ed McDaniel, LB	114
1992	Tim Jones, LB	89
1993	Tim Jones, LB	109
1994	Tim Jones, LB	118
1995	Anthony Simmons, LB	150
1996	Anthony Simmons, LB	178
1997	Anthony Simmons, LB	158
1998	Chris Jones, LB	128
1999	Keith Adams, LB	186
2000	Chad Carson, LB	156
2001	Chad Carson, LB	137
2002	John Leake, LB	169
2003	Leroy Hill, LB	145
2004	Leroy Hill, LB	106
2005	Anthony Waters, LB	109
2006	Nick Watkins, LB	116
2007	Nick Watkins, LB	118
2008	Kavell Conner, LB	125
2009	Kavell Conner, LB	111
2010	DeAndre McDaniel, S	84
2011	Rashard Hall, S	89

Tackles For Loss

Year	Player, Pos.	TFL
1976	Randy Scott, LB	12
1977	Randy Scott, LB	18
1978	Randy Scott, LB	11
1979	Jim Stuckey, DT	20
1980	Steve Durham, DT	8
1981	Jeff Bryant, DT	19
1982	Edgar Pickett, DE	10
1983	William Perry, MG	15
1984	William Perry, MG	27
1985	Steve Berlin, DT	9
1986	Michael Dean Perry, DT	15
1987	Michael Dean Perry, DT	24
1988	Mark Drag, MG	12
1989	Chester McGlockton, DT	10
	Wayne Simmons, OLB	10
1990	Rob Bodine, MG	14
1991	Rob Bodine, MG	27
1992	Brentson Buckner, DT	18
1993	Brentson Buckner, DT	14
1994	Darnell Stephens, OLB	13
	Wardell Rouse, OLB	13
1995	Anthony Simmons, LB	11
1996	Trevor Pryce, DT	20
1997	Anthony Simmons, LB	25
1998	Rahim Abdullah, OLB	15
	Adrian Dingle, DE	15
1999	Keith Adams, LB	35
2000	Keith Adams, LB	19
2001	Bryant McNeal, DE	12
2002	Bryant McNeal, DE	14
2003	Leroy Hill, LB	27
2004	Leroy Hill, LB	19
2005	Gaines Adams, DE	15
2006	Gaines Adams, DE	17.5
2007	Phillip Merling, DE	17
2008	Jarvis Jenkins, DT	10
	Ricky Sapp, DE	10
2009	Ricky Sapp, DE	15
2010	Da'Quan Bowers, DE	26
2011	Andre Branch, DE	17

Sacks

Year	Player, Pos.	Sacks-Yards
1977	Archie Reese, DT	8
1978	Jonathan Brooks, DE	6
1979	Jim Stuckey, DT	10
1980	Steve Durham, DT	6-44
1981	Jeff Bryant, DT	8-61

1982	Jim Scott, DT	6-44
1983	William Perry, MG	6-40
1984	William Perry, MG	10-68
1985	Steve Berlin, DT	3-26
1986	Michael Dean Perry, DT	9-60
1987	Michael Dean Perry, DT	10-86
1988	Jesse Hatcher, OLB	7.5-58
1989	Chester McGlockton, DT	7-46
1990	Vance Hammond, DT	8.5-63
1991	Rob Bodine, MG	7.5-62
1992	Ashley Sheppard, OLB	8.5-67
1993	Brentson Buckner, DT	6.5-42
1994	Darnell Stephens, OLB	8-54
1995	Patrick Sapp, OLB	5.5-33
1996	Trevor Pryce, DT	7.5-79
1997	Anthony Simmons, LB	8-57
1998	Adrian Dingle, DE	10.5-64
1999	Keith Adams, LB	16-122
2000	Keith Adams, LB	7-74
	Nick Eason, DT	7-63
2001	Bryant McNeal, DE	8-51
2002	Bryant McNeal, DE	9-63
2003	Leroy Hill, LB	8-57
2004	Leroy Hill, LB	8-66
2005	Gaines Adams, DE	9.5-64
2006	Gaines Adams, DE	12.5-87
2007	Phillip Merling, DE	7-50
2008	many (4)	2
2009	Ricky Sapp, DE	5-33
2010	Da'Quan Bowers, DE	15.5-112
2011	Andre Branch, DE	10.5-75

Pass Breakups

Year	Player, Pos.	PBU
1977	Mark Heniford, DE	7
1978	Steve Ryan, CB	5
1979	Eddie Geathers, CB	6
1980	Willie Underwood, SS	8
1981	Hollis Hall, CB	11
1982	Terry Kinard, FS	12
1983	Rod McSwain, CB	11
1984	Ty Davis, CB	15
1985	Delton Hall, CB	15
1986	Delton Hall, CB	14
1987	Donnell Woolford, CB	15
1988	Donnell Woolford, CB	15
1989	Jerome Henderson, CB	14
1990	Dexter Davis, CB	9
1991	Robert O'Neal, FS	11
1992	Robert O'Neal, FS	9
1993	Brian Dawkins, SS	10
1994	Dexter McCleon, CB	7
1995	Dexter McCleon, CB	13
1996	Andy Ford, CB	6
	Dexter McCleon, CB	6
1997	Antwan Edwards, DB	15
1998	Antwan Edwards, CB	14
1999	Dextra Polite, CB	17
2000	Darrel Crutchfield, CB	9
2001	Charles Hafley, SS	10
2002	Brian Mance, CB	11
2003	Justin Miller, CB	13
2004	Tye Hill, CB	21
2005	Gaines Adams, DE	9
2006	Chris Clemons, S	8
2007	Chris Chancellor, CB	9
2008	Michael Hamlin, S	10
2009	Crezdon Butler, CB	10
2010	Marcus Gilchrist, CB	10
2011	Coty Sensabaugh, CB	13

Passes Defended

Year	Player, Pos.	Int.	PBU	PD
1977	Steve Ryan, CB	6	4	10
1978	Steve Ryan, CB	4	5	9
1979	Eddie Geathers, CB	3	6	9
1980	Willie Underwood, SS	2	8	10
1981	Hollis Hall, CB	5	11	16
1982	Terry Kinard, FS	6	12	18
1983	Rod McSwain, CB	2	11	13
1984	Ty Davis, CB	2	15	17
1985	Delton Hall, CB	1	15	16
1986	Delton Hall, CB	4	14	18
1987	Donnell Woolford, CB	5	15	20
1988	Donnell Woolford, CB	1	15	16
1989	Robert O'Neal, FS	8	9	17
1990	Dexter Davis, CB	6	9	15
1991	Robert O'Neal, FS	2	11	13
1992	Robert O'Neal, FS	2	9	11

1993	Brian Dawkins, SS	6	9	15
1994	Dexter McCleon, CB	4	8	12
1995	Brian Dawkins, SS	6	9	15
	Dexter McCleon, CB	2	13	15
1996	many (3)	--	--	6
1997	Antwan Edwards, CB	4	15	19
1998	Antwan Edwards, CB	2	14	16
1999	Dextra Polite, CB	4	17	21
2000	Alex Ardley, CB	6	7	13
2001	Charles Hafley, SS	4	10	14
2002	Brian Mance, CB	6	11	17
	Justin Miller, CB	8	9	17
2003	Justin Miller, CB	2	13	15
2004	Tye Hill, CB	0	21	21
2005	Tye Hill, CB	3	7	10
2006	Chris Clemons, S	1	8	9
2007	Chris Chancellor, CB	4	9	13
2008	Michael Hamlin, S	6	10	16
2009	Crezdon Butler, CB	1	10	11
2010	Marcus Gilchrist, CB	1	10	11
2011	Coty Sensabaugh, CB	1	13	14

Takeaways

Year	Player, Pos.	Int.	RF	Tot.
1961	Wendell Black, DB	0	3	3
1962	Rodney Rogers, DB	3	1	4
1963	Jimmy Bell, DB	3	0	3
	Walter Cox, DL	1	2	3
1964	Jimmy Bell, DB	5	0	5
	Richard Cooper, LB	3	2	5
1965	Kit Jackson, DB	4	2	6
1966	Phil Marion, DB	4	1	5
1967	Jimmy Carter, LB	2	1	3
1968	Bob Craig, DB	3	1	4
	Ronnie Ducworth, DE	0	4	4
1969	Bob Craig, DB	3	1	4
1970	many (4)	--	--	4
1971	Bobby Johnson, DB	4	3	7
1972	Jeff Siepe, DB	3	1	4
	Jeff Stocks, DE	1	3	4
1973	Lynn Carson, DB	5	1	6
1974	Dennis Smith, DB	6	0	6
1975	Dennis Smith, DB	1	3	4
1976	Randy Scott, LB	2	2	4
1977	Steve Ryan, CB	6	0	6
1978	Steve Ryan, CB	4	2	6
1979	Jeff Davis, ILB	3	2	5
1980	Eddie Geathers, CB	3	1	4
1981	Hollis Hall, CB	5	1	6
	Terry Kinard, FS	6	0	6
1982	Terry Kinard, FS	6	1	7
1983	Ty Davis, CB	4	0	4
	William Devane, MG	0	4	4
1984	Terence Mack, OLB	3	1	4
1985	Henry Walls, ILB	2	3	5
1986	Delton Hall, CB	5	0	5
1987	Donnell Woolford, CB	5	1	6
1988	Gene Beasley, SS	3	3	6
1989	Robert O'Neal, FS	8	1	9
1990	Dexter Davis, CB	6	1	7
1991	Kenzil Jackson, ILB	2	1	3
	Tyron Mouzon, SS	3	0	3
1992	many (3)	--	--	3
1993	many (3)	--	--	4
1994	Andre Carter, FS	4	1	5
1995	Brian Dawkins, SS	6	2	8
1996	Kelton Dunnican, FB	0	3	3
1997	Antwan Edwards, DB	4	0	4
1998	Antwan Edwards, CB	2	2	4
1999	Robert Carswell, FS	6	1	7
2000	Alex Ardley, CB	6	0	6
2001	Charles Hafley, SS	4	1	5
2002	Justin Miller, CB	8	0	8
2003	Jamaal Fudge, ROV	4	1	5
2004	Justin Miller, CB	3	1	4
2005	Jamaal Fudge, S	3	1	4
	Tye Hill, CB	3	1	4
2006	many (4)	--	--	4
2007	Michael Hamlin, S	4	2	6
2008	Michael Hamlin, S	6	0	6
2009	DeAndre McDaniel, S	8	0	8
2010	DeAndre McDaniel, S	4	0	4
2011	Jonathan Meeks, S	3	2	5

Recovered Fumbles

Year	Player, Pos.	RF
1954	Wingo Avery, LB	3
1955	Willie Smith, DE	2
1956	Willie Smith, DE	3

1957	Ray Masneri, DE	2
1958	Bill Thomas, DL	2
1959	Harold Olson, DT	3
1960	Bob Coleman, LB	3
1961	Wendell Black, DB	3
1962	many	1
1963	many (4)	2
1964	Joe Blackwell, DL	2
1965	many (3)	3
1966	Wayne Page, DB	2
1967	George Burnett, DB	2
1968	Ronnie Ducworth, DE	4
1969	Ivan Southerland, DE	3
1970	B.B. Elvington, DT	4
1971	Larry Hefner, LB	3
	Bobby Johnson, DB	3
1972	Jeff Stocks, DE	3
1973	G.G. Galloway, DT	3
1974	Willie Anderson, MG	2
1975	Dennis Smith, DB	3
1976	many (5)	2
1977	Roy Eppes, DB	3
1978	Randy Scott, ILB	3
1979	Jeff Davis, ILB	2
1980	Jeff Davis, ILB	2
	Joe Glenn, DE	2
1981	Jeff Davis, ILB	4
1982	many (4)	2
1983	William Devane, MG	4
1984	William Perry, MG	3
1985	A.J. Johnson, FS	3
	Henry Walls, ILB	3
1986	many (8)	1
1987	Tony Stephens, MG	2
1988	Gene Beasley, SS	3
	Doug Brewster, ILB	3
1989	Levon Kirkland, OLB	3
	Vince Taylor, ILB	3
1990	many (3)	2
1991	Levon Kirkland, OLB	2
	Wayne Simmons, OLB	2
1992	many (8)	1
1993	many (3)	2
1994	LaMarick Simpson, DT	3
1995	Brian Dawkins, SS	2
1996	Kelton Dunnican, FB	3
1997	Rahim Abdullah, OLB	3
1998	Adrian Dingle, DE	2
1999	Keith Adams, LB	2
2000	many (3)	2
2001	Nick Eason, DT	2
2002	Rodney Thomas, LB	2
2003	many (9)	1
2004	Travis Pugh, FS	2
2005	Dorell Scott, DT	2
2006	Gaines Adams, DE	3
	Duane Coleman, CB	3
2007	Michael Hamlin, S	2
	Nick Watkins, LB	2
2008	Brandon Maye, LB	3
2009	many (9)	1
2010	many (5)	1
2011	Rashard Hall, S	2
	Jonathan Meeks, S	2



JONATHAN MEEKS HAD A TEAM-HIGH FIVE TAKEAWAYS IN 2011.

INDIVIDUAL SEASON & CAREER DEFENSIVE BESTS



OVERVIEW
COACHES
UNIVERSITY
TRADITIONS
PLAYERS
REVIEW
OPPONENTS
RECORDS

Season

Tackles

Rk	Player, Pos.	Year	Tac.
1.	Keith Adams, LB	1999	186
2.	Anthony Simmons, LB	1996	178
3.	Jeff Davis, LB	1981	175
4.	Bubba Brown, LB	1978	170
5.	John Leake, LB	2002	169
6.	Rodney Thomas, LB	2002	167
7.	Jeff Davis, LB	1980	160
8.	Anthony Simmons, LB	1997	158
9.	Chad Carson, LB	2000	156
10.	Henry Walls, LB	1985	153

Tackles For Loss

Rk	Player, Pos.	Year	TFL
1.	Keith Adams, LB	1999	35.0
2.	William Perry, MG	1984	27.0
	Rob Bodine, MG	1991	27.0
	Leroy Hill, LB	2003	27.0
5.	Da'Quan Bowers, DE	2010	26.0
6.	Anthony Simmons, LB	1997	25.0
7.	Michael Dean Perry, DT	1987	24.0
8.	Jim Stuckey, DT	1979	20.0
	Trevor Pryce, CB	1996	20.0
10.	Jeff Bryant, DT	1981	19.0
	Keith Adams, LB	2000	19.0
	Leroy Hill, LB	2004	19.0

Sacks

Rk	Player, Pos.	Year	Sacks
1.	Keith Adams, LB	1999	16.0
2.	Da'Quan Bowers, DE	2010	15.5
3.	Gaines Adams, DE	2006	12.5
4.	Adrian Dingle, DE	1998	10.5
	Andre Branch, DE	2011	10.5
6.	Jim Stuckey, DT	1979	10.0
	William Perry, MG	1984	10.0
	Michael Dean Perry, DT	1987	10.0
9.	Gaines Adams, DE	2005	9.5
10.	Michael Dean Perry, DT	1986	9.0
	Bryant McNeal, DE	2002	9.0

Pass Breakups


Rk	Player, Pos.	Year	PBU
1.	Tye Hill, CB	2004	21
2.	Dextra Polite, CB	1999	17
3.	Ty Davis, CB	1984	15
	Delton Hall, CB	1985	15
	Donnell Woolford, CB	1987	15
	Donnell Woolford, CB	1988	15
	Antwan Edwards, DB	1997	15
8.	Reggie Pleasant, CB	1984	14
	Delton Hall, CB	1986	14
	Jerome Henderson, CB	1989	14
	Antwan Edwards, CB	1998	14

Passes Defended

Rk	Player, Pos.	Year	Int.	PBU	PD
1.	Dextra Polite, CB	1999	4	17	21
	Tye Hill, CB	2004	0	21	21
3.	Donnell Woolford, CB	1987	5	15	20
4.	Antwan Edwards, CB	1997	4	15	19
5.	Terry Kinard, FS	1982	6	12	18
	Delton Hall, CB	1986	4	14	18
7.	Ty Davis, CB	1984	2	15	17
	James Lott, CB	1987	4	13	17
	Robert O'Neal, FS	1989	8	9	17
	Brian Mance, CB	2002	6	11	17
	Justin Miller, CB	2002	8	9	17

Takeaways

Rk	Player, Pos.	Year	Int.	RF	Tot.
1.	Robert O'Neal, FS	1989	8	1	9
2.	Brian Dawkins, FS	1995	6	2	8
	Justin Miller, CB	2002	8	0	8
	DeAndre McDaniel, S	2009	8	0	8
5.	Fred Knoebel, DB	1952	7	*	7
	Bobby Johnson, DB	1971	4	3	7
	Terry Kinard, FS	1982	6	1	7
	Dexter Davis, CB	1990	6	1	7
	Robert Carswell, FS	1999	6	1	7
	Rashard Hall, S	2009	6	1	7



ROB BODINE (1989-91) HAD 48 CAREER TACKLES FOR LOSS, TIED FOR FIFTH-MOST IN TIGER HISTORY.

Career

Tackles

Rk	Player, Pos.	Years	Tac.
1.	Bubba Brown, LB	1976-79	515
2.	Anthony Simmons, LB	1995-97	486
3.	Jeff Davis, LB	1978-81	469
4.	Chad Carson, LB	1998-01	448
5.	John Leake, LB	2000-03	443
6.	Ed McDaniel, LB	1988-91	389
7.	Nick Watkins, LB	2004-07	386
8.	Randy Scott, LB	1975-78	382
9.	Keith Adams, LB	1998-00	379
10.	Robert Carswell, FS	1997-00	374

Tackles For Loss

Rk	Player, Pos.	Years	TFL
1.	Michael Dean Perry, DT	1984-87	61.0
2.	William Perry, MG	1981-84	60.0
3.	Keith Adams, LB	1998-00	54.0
4.	Anthony Simmons, LB	1995-97	52.0
5.	Rob Bodine, MG	1989-91	48.0
	Leroy Hill, LB	2001-04	48.0
7.	Brentson Buckner, DT	1990-93	46.0
8.	Adrian Dingle, DE	1995-98	45.0
	Da'Quan Bowers, DE	2008-10	45.0
10.	Gaines Adams, DE	2003-06	44.5

Sacks

Rk	Player, Pos.	Years	Sacks
1.	Michael Dean Perry, DT	1984-87	28.0
	Gaines Adams, DE	2003-06	28.0
3.	William Perry, MG	1981-84	27.0
4.	Adrian Dingle, DE	1995-98	23.0
	Keith Adams, LB	1998-00	23.0
6.	Brentson Buckner, DT	1990-93	22.0
	Bryant McNeal, DE	1999-02	22.0
8.	Chester McGlockton, DT	1989-91	20.5
9.	Da'Quan Bowers, DE	2008-10	19.5
10.	Levon Kirkland, OLB	1988-91	19.0
	Wayne Simmons, OLB	1989-92	19.0

Pass Breakups

Rk	Player, Pos.	Years	PBU
1.	Donnell Woolford, CB	1985-88	44
2.	Robert O'Neal, FS	1989-92	37
3.	Antwan Edwards, CB	1995-98	35
	Tye Hill, CB	2002-05	35
5.	Delton Hall, CB	1983-86	33
6.	Dexter Davis, CB	1988-90	32
	Chris Chancellor, CB	2006-09	32
8.	Justin Miller, CB	2002-04	31
9.	Terry Kinard, FS	1979-82	30
10.	Dexter McCleon, CB	1993-96	28

Passes Defended

Rk	Player, Pos.	Years	Int.	PBU	PD
1.	Donnell Woolford, CB	1985-88	10	44	54
2.	Robert O'Neal, FS	1989-92	12	37	49
3.	Terry Kinard, FS	1979-82	17	30	47
4.	Justin Miller, CB	2002-04	13	31	44
5.	Antwan Edwards, DB	1995-98	8	35	43
6.	Dexter Davis, CB	1988-90	10	32	42
7.	Chris Chancellor, CB	2006-09	9	32	41
8.	Tye Hill, CB	2002-05	5	35	40
9.	Delton Hall, CB	1983-86	6	33	39
10.	Alex Ardley, CB	1998-00	12	26	38

Caused Fumbles

Rk	Player, Pos.	Years	CF
1.	Jeff Davis, LB	1978-81	10
	Ed McDaniel, ILB	1988-91	10
3.	Danny Triplett, LB	1979-82	8
	William Perry, MG	1981-84	8
	Chester McGlockton, DT	1989-91	8
6.	Levon Kirkland, OLB	1988-91	7
	Keith Adams, LB	1998-00	7

Recovered Fumbles

Rk	Player, Pos.	Years	RF
1.	Jeff Davis, LB	1978-81	8
2.	William Perry, MG	1981-84	7
	Levon Kirkland, OLB	1988-91	7
4.	Willie Smith, DE	1954-56	6
	Ronnie Ducworth, DE	1966-68	6
	Gene Beasley, SS	1985-88	6
	Doug Brewster, LB	1987-90	6

Takeaways

Rk	Player, Pos.	Years	Int.	RF	Tot.
1.	Terry Kinard, FS	1979-82	17	2	19
2.	Michael Hamlin, S	2005-08	14	4	18
3.	DeAndre McDaniel, S	2007-10	15	1	16
4.	Fred Knoebel, DB	1950-52	15	NA	15
	Brian Dawkins, SS	1992-95	11	4	15
6.	Eddie Geathers, CB	1977-80	12	2	14
	Robert O'Neal, FS	1989-92	12	2	14
	Justin Miller, CB	2002-04	13	1	14
9.	Dexter Davis, CB	1988-90	10	3	13
	Crezdon Butler, CB	2006-09	11	2	13
	Rashard Hall, S	2009-11	10	3	13

Takeaway Return Yards

Rk	Player	Years	IR	FR	Total
1.	Antwan Edwards	1995-98	8-195	2-104	10-299
2.	Rex Varn	1976-79	10-275	10-275	10-275
3.	Michael Hamlin	2005-08	14-243		14-243
	Crezdon Butler	2006-09	11-243		11-243
5.	DeAndre McDaniel	2007-10	15-162	1-28	16-190
6.	Don Kelley	1969-71	6-178		6-178
7.	Rashard Hall	2009-11	10-169	1-(-6)	11-163
8.	Alex Ardley	1998-00	12-151		12-151
9.	Rahim Abdullah	1996-98	2-67	2-83	4-150
10.	Terry Kinard	1979-82	17-147		17-147



TOP-25 NCAA STAT RANKINGS

- OVERVIEW
- COACHES
- UNIVERSITY
- TRADITIONS
- PLAYERS
- REVIEW
- OPPONENTS
- RECORDS

Year	Player/Team	Category	Finish	Figure
1937	Clemson	Passing Defense/G	6	39.6
	Bob Bailey	Punting	9	40.0
1938	Shad Bryant	Punt Returns	5	18.0
1939	Clemson	Passing Defense/G	4	37.0
	Clemson	Rushing Offense/G	6	219.1
	Banks McFadden	Punting	6	42.7
1941	Clemson	Scoring Offense/G	8	25.9
	Clemson	Rushing Offense/G	9	236.9
	Clemson	Total Offense/G	10	319.9
	Charlie Timmons	Scoring	5	77
	Booty Payne	Punting	6	41.7
1944	Sid Tinsley	Punting	6	39.7
1947	Clemson	Passing Offense/G	5	147.9
1948	Clemson	Scoring Defense/G	2	5.3
	Clemson	Total Defense/G	3	176.0
	Clemson	Rushing Defense/G	10	100.1
	Ray Mathews	Scoring	7	78
1949	Jackie Calvert	Punting	7	41.8
1950	Clemson	Total Offense/G	4	431.2
	Clemson	Rushing Offense/G	8	294.2
	Fred Cone	Scoring	10	86
1951	Clemson	Interceptions	6	.138
	Clemson	Passing Defense/G	20	91.2
	Clemson	Total Defense/G	20	231.7
	Billy Hair	Total Offense	6	1579
	Glenn Smith	Receptions	19	35
1953	Dreher Gaskin	Receptions	21	22
1954	Clemson	Total Defense/G	3	176.1
	Clemson	Rushing Defense/G	4	96.9
	Clemson	Punt Returns	16	14.9
	Joe Pagliei	Punting	25	36.7
1955	Joel Wells	Rushing	7	782
	Joe Pagliei	Punting	15	39.1
1956	Clemson	Passing Defense	8	526
	Joel Wells	Rushing	18	678
1957	Clemson	Interception Avoidance	11	.054
	Clemson	Scoring Defense/G	11	7.8
	Clemson	Passing Defense/G	14	59.7
	Clemson	Total Defense/G	16	215.9
	Clemson	Total Offense/G	19	327.7
	Clemson	Rushing Offense/G	22	223.2
	Harvey White	Touchdown Passes	4	11
	Harvey White	Passing Yards	17	841
	Harvey White	Total Offense	18	1038
1958	Clemson	Rushing Offense/G	11	225.8
	Clemson	Total Offense/G	21	315.3
	Bobby Morgan	Punt Returns	20	15.9
1959	Clemson	Rushing Defense/G	6	108.5
	Clemson	Scoring Offense/G	6	26.2
	Clemson	Kickoff Returns	8	24.1
	Clemson	Total Defense/G	11	197.1
	Bill Mathis	Scoring	10	70
	Bill Mathis	Kickoff Returns	14	294
1960	Clemson	Fewest Fumbles	2	6
	Clemson	Rushing Defense/G	12	114.3
	Clemson	Total Defense/G	18	214.3
	Clemson	Total Offense/G	25	305.2
	Lon Armstrong	Kick Scoring	10	33
	Bill McGuirt	Scoring	20	54
1961	Clemson	Punt Returns	5	14.8
	Clemson	Punting	14	38.8
	Clemson	Pass Offense/G	19	129.2
	Eddie Wertz	Punting	9	40.2
	Elmo Lam	Punt Returns	11	179
	Lon Armstrong	Kick Scoring	20	29
1962	Clemson	Field Goals	3	7
	Clemson	Punting	8	39.7
	Clemson	PATS	12	21
	Eddie Wertz	Punting	11	40.7
	Rodney Rogers	Kick Scoring	15	33
1963	Clemson	Total Defense/G	5	184.7
	Clemson	Rushing Defense/G	6	93.1
	Clemson	PATS	17	.958
	Clemson	Total Offense/G	20	313.9
	Hugh Mauldin	Punt Returns	12	193
	Frank Pearce	Kick Scoring	17	33
1966	Buddy Gore	Rushing	23	750
1967	Buddy Gore	Rushing	8	1045
1969	John Shields	Kickoff Returns	14	21.6
	Ray Yauger	Rushing	15	968
1970	Don Kelley	Punt Returns	6	16.2
	Jack Anderson	Punting	9	41.0
1973	Clemson	Punting	12	41.8
	Ken Pengitore	Total Offense/G	10	176.5
	Mitch Tyner	Punting	14	41.8
1977	Steve Fuller	Total Offense/G	19	172.7
1978	Clemson	Interception Avoidance	2	5
	Clemson	Punt Returns	2	13.5



JOEL WELLS FINISHED IN THE TOP 20 IN THE NATION IN RUSHING IN BOTH 1955 AND 1956.

Clemson	Turnovers Lost	3	20	
Clemson	Total Offense/G	4	436.7	
Clemson	Scoring Offense/G	5	31.9	
Clemson	Turnover Margin/G	5	+1.6	
Clemson	Rushing Offense/G	6	296.5	
Clemson	Passing Defense/G	8	100.3	
Clemson	Total Defense/G	15	254.2	
Lester Brown	Scoring/G	4	9.3	
Willie Jordan	Punt Returns	4	13.8	
Jerry Butler	Receptions/G	10	4.9	
Obed Ariri	Scoring/G	12	7.4	
Steve Fuller	Total Offense/G	21	182.1	
1979	Clemson	Scoring Defense/G	3	8.4
	Clemson	Turnovers Lost	3	18
	Clemson	Net Punting	4	41.0
	Clemson	Total Defense/G	7	237.5
	Clemson	Rushing Defense/G	10	117.5
	David Sims	Punting	4	44.4
	Obed Ariri	Field Goals/G	5	1.36
1980	Obed Ariri	Field Goals/G	1	2.09
	Obed Ariri	Scoring/G	9	7.9
	Perry Tuttle	Receptions/G	13	4.8
1981	Clemson	Scoring Defense/G	2	8.2
	Clemson	Turnover Margin/G	6	+1.45
	Clemson	Total Defense/G	7	251.5
	Clemson	Rushing Defense/G	8	88.7
	Homer Jordan	Passing Efficiency	12	133.4
	Terry Kinard	Interceptions/G	15	0.56
	Dale Hatcher	Punting	19	43.2
1982	Clemson	Rushing Defense/G	10	97.4
	Clemson	Scoring Defense/G	10	13.4
	Johnny Rembert	Interceptions/G	8	0.6
	Cliff Austin	Rushing/G	11	106.4
	Terry Kinard	Interceptions/G	12	0.55
	Cliff Austin	Scoring/G	15	8.4
1983	Clemson	Turnover Margin/G	8	+1.27
	Clemson	Net Punting	9	40.3
	Clemson	Scoring Offense/G	10	30.7
	Clemson	Rushing Offense/G	12	250.2
	Mike Eppley	Passing Efficiency	3	146.0
	Bob Paulling	Kick Scoring/G	6	8.2
	Dale Hatcher	Punting	7	43.6
	Bob Paulling	Field Goals/G	10	1.64
	Bob Paulling	Scoring/G	11	8.2
	Ray Williams	Kickoff Returns	11	23.5
1984	Clemson	Net Punting	3	42.7
	Clemson	Scoring/G	9	31.5
	Donald Igwebuikwe	Field Goal Percentage	1	94.7
	William Perry	Tackles for Loss/G	1	2.45
	Donald Igwebuikwe	Kick Scoring/G	9	8.1
	Donald Igwebuikwe	Scoring/G	13	8.1
	Dale Hatcher	Punting	20	43.7
	Mike Eppley	Passing Efficiency	25	123.8

1985	Clemson	Rushing Offense/G	13	225.2
	Kenny Flowers	Rushing/G	24	95.6
	David Treadwell	Field Goals/G	25	1.36
1986	Clemson	Kickoff Returns	1	26.1
	Clemson	Rushing Offense/G	6	273.4
	Clemson	Rushing Defense/G	13	103.5
	Clemson	Scoring Defense/G	15	15.1
	Clemson	Total Defense/G	25	309.5
	Terrence Roulhac	Kickoff Returns	1	33.0
	Terrence Flagler	Yards/Carry	3	6.6
	Terrence Flagler	Rushing/G	13	106.9
1987	Clemson	Rushing Defense/G	2	80.0
	Clemson	Punt Returns	5	13.6
	Clemson	Total Defense/G	5	240.0
	Clemson	Scoring Defense/G	13	15.1
	Clemson	Rushing Offense/G	15	244.3
	David Treadwell	Field Goal Percentage	1	85.7
	Donnell Woolford	Punt Returns	3	15.5
	David Treadwell	Field Goals/G	5	1.8
	James Lott	Punt Returns	16	11.7
	David Treadwell	Scoring/G	16	8.2
1988	Clemson	Turnover Margin/G	2	+1.82
	Clemson	Scoring Defense/G	8	13.7
	Clemson	Rushing Offense/G	9	277.6
	Clemson	Total Defense/G	12	279.5
	Clemson	Rushing Defense/G	14	116.2
	Clemson	Scoring Offense/G	22	29.9
	Terry Allen	Rushing/G	15	103.6
	Chris Gardocki	Field Goals/G	16	1.56
1989	Clemson	Turnover Margin/G	2	+1.82
	Clemson	Rushing Defense/G	5	94.6
	Clemson	Scoring Defense/G	5	11.91
	Clemson	Total Defense/G	5	267.9
	Clemson	Net Punting	10	38.7
	Clemson	Kickoff Returns	12	22.4
	Clemson	Rushing Offense/G	16	234.9
	Clemson	Scoring Offense/G	18	31.0
	Clemson	Passing Defense/G	22	173.3
	Chris Gardocki	Field Goal/G	T-6	1.82
	Chris Gardocki	Punting	10	42.68
	Robert O'Neal	Interceptions/G	10	0.64
	Chris Gardocki	Scoring/G	22	8.91
1990	Clemson	Total Defense/G	1	216.9
	Clemson	Rushing Defense/G	2	71.7
	Clemson	Scoring Defense/G	2	9.9
	Clemson	Pass Efficiency Defense	6	87.9
	Clemson	Turnover Margin/G	8	+1.2
	Clemson	Rushing Offense/G	9	255.3
	Clemson	Net Punting	11	37.9
	Clemson	Kickoff Returns	21	21.5
	Chris Gardocki	Field Goals/G	4	1.73
	Chris Gardocki	Punting	4	44.34
	Dexter Davis	Interceptions/G	14	0.55
1991	Clemson	Rushing Defense/G	1	53.4
	Clemson	Total Defense/G	4	263.2
	Clemson	Rushing Offense/G	8	255.7
	Clemson	Scoring Defense/G	10	13.5
	Clemson	Punt Returns	13	12.1
	Clemson	Total Offense/G	25	409.7
	Rob Bodine	Tackles for Loss/G	1	2.45
	Nelson Welch	Field Goals/G	T-4	1.55
	Darnell Stephens	Punt Returns	8	14.1
1992	Clemson	Rushing Offense/G	6	257.1
	Clemson	Rushing Defense/G	13	120.1
	Nelson Welch	Field Goals/G	2	2.0
	Nelson Welch	Kick Scoring/G	3	8.1
	Nelson Welch	Scoring/G	11	8.1
1993	Clemson	Punt Returns	8	12.9
	Clemson	Turnover Margin/G	9	+1.09
	Clemson	Scoring Defense/G	15	16.3
	Clemson	Kickoff Returns	23	22.3
	Clemson	Rushing Defense/G	24	128.5
	Dexter McCleon	Punt Returns	11	12.0
	Nelson Welch	Field Goals/G	14	1.36
1994	Clemson*	Fewest Fumbles Lost	1	2
	Clemson	Turnover Margin/G	1	+1.55
	Clemson	Rushing Defense/G	14	113.5
	Clemson	Scoring Defense/G	17	17.1
	Nelson Welch	Field Goals/G	13	1.45
1995	Clemson	Rushing Offense/G	4	259.5
	Clemson	Interceptions	6	21
	Clemson	Scoring Defense/G	10	16.2
	Clemson	Kickoff Returns	12	22.7
	Clemson	Pass Efficiency Defense	16	101.2
	Clemson	Rushing Defense/G	18	122.0
	Clemson	Turnover Margin/G	19	+0.73
	Clemson	Punt Returns	21	11.9
	Brian Dawkins	Interceptions/G	8	0.55
	Jeff Sauve	Field Goals/G	10	1.36

TOP-25 NCAA STAT RANKINGS



OVERVIEW
COACHES
UNIVERSITY
TRADITIONS
PLAYERS
REVIEW
OPPONENTS
RECORDS

Antwan Wyatt	Kickoff Returns	12	25.0
Antwan Wyatt	Punt Returns	15	12.3
Raymond Priestler	Rushing/G	18	116.9
Emory Smith	Touchdowns	18	15
Emory Smith	Scoring/G	20	8.2
Nealon Greene	Passing Efficiency	22	137.6
Chris McNally	Punting	23	41.8
1996 Raymond Priestler	Rushing/G	21	108.5
1997 Clemson	Rushing Defense/G	6	88.3
Clemson	Kickoff Returns	14	23.3
Clemson	Scoring Defense/G	18	18.0
Clemson	Total Defense/G	18	312.5
Tony Horne	Kickoff Returns	8	27.3
Tony Horne	All-Purpose Yards/G	14	153.9
Tony Horne	Receptions/G	14	6.18
Nealon Greene	Passing Efficiency	19	145.1
1998 Clemson	Rushing Defense/G	14	104.5
Clemson	Total Defense/G	25	320.1
Antwan Edwards	Kickoff Returns	10	26.9
1999 Clemson	Interceptions	8	19
Clemson	Turnover Margin/G	11	+0.82
Clemson	Pass Efficiency Defense	17	105.6
Keith Adams	Tackles	1	176
Keith Adams	Tackles for Loss	1	33
Keith Adams	Sacks	2	16
Travis Zachery	Scoring/G	9	9.6
Robert Carswell	Interceptions/G	10	0.55
Rod Gardner	Receptions/G	12	6.6
Alex Ardley	Interceptions/G	20	0.45
Neod Gardner	Receiving Yards/G	23	91.7
2000 Clemson	Total Offense/G	10	446.5
Clemson	Rushing Offense/G	10	236.4
Clemson	Punt Returns	14	15.0
Clemson	Scoring Offense/G	14	36.0
Clemson	Fewest Turnovers Lost	17	18
Clemson	Rushing Defense/G	18	101.8
Clemson	Fewest Interceptions	20	9
Clemson	Pass Efficiency Defense	23	132.2
Clemson	Scoring Defense/G	23	19.3
Chad Carson	Tackles/G	4	13.3
Alex Ardley	Interceptions/G	8	0.55
Travis Zachery	Scoring/G	14	9.3
Woodrow Dantzler	Passing Efficiency	21	134.5
Rod Gardner	Receiving Yards/G	24	86.9
Joe Don Reames	Punt Returns	24	12.2
Woodrow Dantzler	Points Responsible For/G	25	12.6
2001 Clemson	Kickoff Returns	10	24.9
Derrick Hamilton	Kickoff Returns	3	31.7
Woodrow Dantzler	Total Offense/G	8	305.8
Charles Hafley	Solo Tackles/G	14	7.45
Chad Carson	Tackles/G	19	11.8
2002 Clemson	Kickoff Returns	5	24.3
Clemson	Interceptions	10	21

John Leake	Tackles/G	4	13.0
Justin Miller	Interceptions/G	5	0.62
Rodney Thomas	Tackles/G	6	12.8
Aaron Hunt	Field Goals/G	18	1.42
Derrick Hamilton	All-Purpose Yards/G	20	144.8
Brian Mance	Interceptions/G	21	0.46
2003 Clemson	Kickoff Returns	2	27.7
Clemson	Passing Offense/G	16	283.6
Clemson	Scoring Defense/G	20	19.2
Leroy Hill	Tackles for Loss/G	2	2.08
Leroy Hill	Solo Tackles/G	5	8.5
Charlie Whitehurst	Total Offense/G	14	277.4
John Leake	Solo Tackles/G	21	6.8
Leroy Hill	Tackles/G	22	11.2
Derrick Hamilton	All-Purpose Yards/G	23	133.5
Aaron Hunt	Field Goals/G	23	1.38
2004 Clemson	Kickoff Returns	3	26.3
Clemson	Pass Efficiency Defense	11	103.4
Clemson	Fewest Penalties/G	13	5.3
Clemson	Fewest Penalty Yards/G	20	45.2
Clemson	Passing Defense/G	23	191.6
Clemson	Punt Returns	24	12.0
Justin Miller	Kickoff Returns	1	33.1
Tye Hill	Passes Defended/G	3	1.64
Leroy Hill	Tackles for Loss/G	8	1.59
Leroy Hill	Sacks/G	15	0.73
Justin Miller	Punt Returns	21	13.0
2005 Clemson	Fewest Fumbles Lost	4	5
Clemson	Completion Percentage	5	65.8
Clemson	Fewest Penalties/G	6	4.8
Clemson	Fewest Penalty Yards/G	8	40.5
Clemson	Fewest Turnovers Lost	8	14
Clemson	Scoring Defense/G	11	17.6
Clemson	Tackles for Loss/G	13	8.3
Clemson	Turnover Margin/G	16	+0.75
Clemson	Pass Efficiency Defense	18	110.9
Clemson	Total Defense/G	20	316.6
Clemson	Rushing Defense/G	25	120.6
Clemson	Sacks/G	25	2.8
Jad Dean	Field Goals/G	3	2.0
Charlie Whitehurst	Completion Percentage	5	67.4
Jad Dean	Scoring/G	19	8.8
2006 Clemson	Rushing Offense/G	5	217.9
Clemson	Fewest Penalties/G	5	4.2
Clemson	Kickoff Returns	6	25.4
Clemson	Sacks Allowed/G	6	1.2
Clemson	Scoring Offense/G	12	32.7
Clemson	Total Defense/G	13	280.8
Clemson	Total Offense/G	15	410.9
Clemson	Scoring Defense/G	16	16.2
Clemson	Tackles for Loss/G	16	7.1
Clemson	Pass Efficiency Defense	17	106.4
Clemson	Rush Defense/G	18	103.1
Clemson	Sacks/G	20	2.8
Clemson	Passing Defense/G	24	177.7
Gaines Adams	Sacks/G	3	0.96
James Davis	Scoring/G	17	7.8
Gaines Adams	Tackles for Loss/G	24	1.27
2007 Clemson	Fewest Turnovers Lost	2	12
Clemson	Fewest Interceptions	4	6
Clemson	Total Defense/G	9	306.8
Clemson	Turnover Margin/G	9	+1.00
Clemson	Scoring Defense/G	10	18.7
Clemson	Fewest Fumbles Lost	10	6
Clemson	Fewest Penalty Yards/G	10	43.1
Clemson	Pass Efficiency Defense	13	108.3
Clemson	Passing Defense/G	13	188.5
Clemson	Kickoff Returns	15	23.9
Clemson	Fewest Penalties/G	15	5.2
Clemson	Fourth-Down Conversion %	19	62.5
Clemson	Pass Efficiency Defense	20	142.1
Clemson	Rushing Defense/G	23	118.3
Mark Buchholz	Field Goals/G	12	1.7
C.J. Spiller	Kickoff Returns	14	28.8
Mark Buchholz	Scoring/G	18	8.8
Aaron Kelly	Receptions/G	19	6.8
Jimmy Maners	Punting	20	42.8
Cullen Harper	Passing Efficiency	22	141.0
2008 Clemson	Pass Efficiency Defense	10	101.7
Clemson	Interceptions	11	19
Clemson	Passing Defense/G	12	172.5
Clemson	First Downs Allowed/G	12	16.0
Clemson	Scoring Defense/G	13	17.3
Clemson	Total Defense/G	18	299.9
Michael Hamlin	Interceptions/G	11	0.46
Brandon Maye	Recovered Fumbles/G	11	0.25
C.J. Spiller	Kickoff Returns	14	27.2
C.J. Spiller	All-Purpose Yards/G	21	147.5
2009 Clemson	Interceptions	5	21

ACC PLAYER-OF-THE-WEEK LEADERS

Season				
Rk	Player	Pos.	Year	POTW
1.	Keith Adams	LB	1999	5
2.	James Robinson	DT	1983	4
3.	Jeff Bryant	DL	1981	3
	Jeff Davis	LB	1981	3
	Stacy Long	OT	1989	3
	David Richardson	PK	1997	3
	Anthony Simmons	LB	1997	3
	Woodrow Dantzler	QB	2001	3
	Phillip Merling	DE	2007	3
	Thomas Austin	OL	2008	3
	C.J. Spiller	RB/ST	2009	3
	Tajh Boyd	QB	2011	3
	Sammy Watkins	WR	2011	3

Career				
Rk	Player	Pos.	Years	POTW
1.	Keith Adams	LB	1998-00	7
2.	Woodrow Dantzler	QB	1998-01	6
	C.J. Spiller	RB/ST	2006-09	6
4.	Stacy Long	OT	1986-90	5
	Anthony Simmons	LB	1995-97	5
	Thomas Austin	OL	2006-08	5
7.	Jeff Davis	LB	1978-81	4
	Terry Kinard	DB	1979-82	4
	James Robinson	DT	1979-83	4
	Terry Allen	TB	1987-89	4
	Jim Bundren	OT	1994-97	4
	David Richardson	PK	1995-98	4
	Kyle Young	C	1998-01	4

By Position				
Pos.	Season	Career		
OL	3, Stacy Long (1989)	5, Stacy Long (1986-90)		
		5, Thomas Austin (2006-08)		
QB	3, Woodrow Dantzler (2001)	6, Woodrow Dantzler (1998-01)		
		3, Tajh Boyd (2011)		
RB	2, many (4)	4, Terry Allen (1987-89)		
WR	3, Sammy Watkins (2011)	3, Perry Tuttle (1978-81)		
		3, Sammy Watkins (2011)		
DL	4, James Robinson (1983)	4, James Robinson (1979-83)		
LB	5, Keith Adams (1999)	7, Keith Adams (1998-00)		
DB	2, many (6)	4, Terry Kinard (1979-82)		
ST	3, David Richardson (1997)	4, David Richardson (1995-98)		

Clemson	Pass Defense/G	7	162.8
Clemson	Punt Returns	7	14.2
Clemson	Turnovers Forced	11	30
Clemson	Tackles For Loss/G	12	7.29
Clemson	Fewest Penalties/G	17	4.93
Clemson	Total Defense/G	20	314.3
Clemson	Pass Efficiency Defense	21	110.9
Clemson	Kickoff Returns	24	23.8
Clemson	Kickoff Return Defense	24	20.0
Clemson	Scoring Defense/G	25	20.4
DeAndre McDaniel	Interceptions/G	3	0.57
C.J. Spiller	Kickoff Returns	3	32.8
C.J. Spiller	All-Purpose Yards/G	4	191.4
C.J. Spiller	Total Touchdowns	5	21
C.J. Spiller	Scoring/G	14	9.1
Rashard Hall	Interceptions/G	19	0.43
2010 Clemson	Tackles For Loss/G	10	7.38
Clemson	Scoring Defense/G	13	18.8
Clemson	First Downs Allowed/G	16	17.1
Clemson	Total Defense/G	19	320.3
Clemson	Pass Defense/G	22	191.9
Clemson	Net Punting	24	38.2
Da'Quan Bowers	Sacks/G	1	1.19
Da'Quan Bowers	Tackles For Loss/G	2	2.00
2011 Clemson	Fewest Penalties/G	10	4.4
Clemson	Fewest Penalty Yards/G	19	40.1
Clemson	Passing Offense/G	21	282.3
Clemson	Scoring Offense/G	24	33.6
Sammy Watkins	All-Purpose Yards/G	4	176.0
Sammy Watkins	Receiving Touchdowns	7	12
Tajh Boyd	Passing Touchdowns	8	33
Tajh Boyd	Passing Yards	10	3828
Tajh Boyd	Points Responsible For/G	13	16.9
Andre Branch	Sacks/G	15	0.75
Chandler Catanzaro	Field Goals/G	15	1.57
Sammy Watkins	Receiving Yards/G	16	93.8
Tajh Boyd	Total Offense/G	18	289.0

* - NCAA record; Note: Figures do not include stats in bowl games until the 2002 season; **bold** indicates stat led the nation.



CHAD CARSON FINISHED IN THE TOP 20 IN THE NATION IN TACKLES PER GAME IN BOTH 2000 AND 2001.



CLEMSON RING OF HONOR MEMBERS

- OVERVIEW
- COACHES
- UNIVERSITY
- TRADITIONS
- PLAYERS
- REVIEW
- OPPONENTS
- RECORDS

The Ring of Honor is the highest honor a Clemson student-athlete can receive. A recipient must first be a member of the Clemson Hall of Fame, earn at least an undergraduate degree, and make a significant contribution to the heritage of Tiger athletics. Honorees will have their jersey retired.

Ring of Honor Members

The **1981 Football Team** was inducted into the Clemson Ring of Honor during the fall of 2006 in conjunction with the team's 25-year anniversary celebration of winning the national title. Every player, coach, manager, and administrator associated with that team is considered in the Ring of Honor within the team concept. The Tigers had a perfect 12-0 record that season, as they defeated Nebraska by a score of 22-15 in the 1982 Orange Bowl to claim the National Championship. For more information on Clemson's 1981 squad, see pages 69-71.

The **1984 Men's Soccer Team** won the NCAA Championship in grand style, as it became the first team in NCAA soccer history to defeat the #1, #2, #3, and #4-seeded teams in the tournament on the way to the title. Clemson defeated two-time defending champion Indiana 2-1 in the National Championship match in the Kingdome in Seattle, WA. John Lee scored the winning goal for Dr. I.M. Ibrahim's team with 1:42 left. The team was inducted into the Clemson Ring of Honor in 2009.

The **1987 Men's Soccer Team** won the NCAA Championship with a victory over San Diego State at Historic Riggs Field, the only national championship claimed on the Clemson campus. The Tigers were led by Hermann Trophy winner Bruce Murray. The victory over the Aztecs culminated a magic run for the Tigers, who were seeded #23 in the 24-team tournament. A crowd of 8,332 fans celebrated the victory at the home of Clemson soccer, the largest home crowd in Tiger history.



THE 1981 FOOTBALL SQUAD, PICTURED AT ITS 30-YEAR REUNION LAST SEASON, IS ONE OF THREE NATIONAL CHAMPIONSHIP TEAMS IN THE RING OF HONOR.



RING OF HONOR MEMBERS JERRY BUTLER (#15) AND STEVE FULLER (#4) WERE KEY PLAYERS ON CLEMSON'S 1978 TEAM THAT FINISHED RANKED #6 IN THE NATION.



Rusty Adkins was the first baseball player named to the Clemson Ring of Honor in 1997. He is the only three-time All-American in Tiger baseball history (1965,66,67). A three-time First-Team All-ACC player, Adkins hit .444 in 1965, an average that remained a Tiger record for 37 years. Adkins had a 41-game

hitting streak that remains in the top 10 in NCAA history. He was also named to the ACC's 50-Year Anniversary team in 2002.



Jonathan Byrd was an All-American on the course and in the classroom for the Tiger golf team between 1997-00. He became the first four-time, First-Team All-ACC golfer in Clemson history. He was also an honorable mention All-American in 1998, a first-team selection in 1999, and a third-team pick in 2000. Byrd was also a two-time Academic All-American (1999,00) and is one of only two student-athletes in Clemson history to twice be named an Academic All-American and an on-the-field-of-competition All-American in school history.



Bob Bradley was the first administrator named to the Ring of Honor in 2005. He served Clemson for 45 years in the sports information office as director and emeritus director. He received the Arch Ward Award as the College Sports Information Directors of America Man-of-the-Year in 1976. He was inducted into the organization's Hall of Fame in 1975, the Clemson Athletic Hall of Fame in 1985, the Gator Bowl Hall of Fame in 2000, and the state of South Carolina Hall of Fame in 2001. The press box at Memorial Stadium was named in his honor during the 1988 season as well.



Fred Cone, who was inducted into the Ring of Honor in 1997, was the first player in Clemson history to rush for at least 2,000 yards in a career. Cone played for the Tigers from 1948-50. He is fifth on the Clemson career list for rushing touchdowns with 30. Cone was a starter on two undefeated Clemson teams (1948,50), one of only two players in school history to accomplish that feat.



Jerry Butler joined teammate Steve Fuller in the Clemson Ring of Honor in 1999. The two-time All-ACC player was a First-Team AP All-American in 1978 when he joined Fuller in leading Clemson to a #6 final national ranking and 11-1 record. He caught at least one pass in 36 consecutive games, a record that still stands today. In 1979, Butler was the #5 overall draft pick of the NFL by the Buffalo Bills, where he played at a Pro Bowl level for eight seasons.



Dale Davis was the first men's basketball player inducted into the Ring of Honor in 1999. He was a three-time All-ACC pick from 1987-91 and a first-team pick in 1990 in leading Clemson to its first ACC regular-season championship. He is still among the ACC's top 10 in career field-goal percentage. The

first-round draft pick of the Indiana Pacers played 16 seasons in the NBA. He totaled 8,706 points and 8,605 rebounds in 1,094 games in his career.



- OVERVIEW
- COACHES
- UNIVERSITY
- TRADITIONS
- PLAYERS
- REVIEW
- OPPONENTS
- RECORDS

CLEMSON RING OF HONOR MEMBERS



Jeff Davis, captain of the 1981 National Championship team, joined the Ring of Honor in 1995. He was a first-team All-American in 1981 when he led the team in tackles (175). Davis was also named MVP of the ACC and defensive MVP of the Orange Bowl victory (22-15) over Nebraska, the game that

clinched the National Championship for the Tigers. He was also inducted into the College Football Hall of Fame in December of 2007.



Steve Fuller was a charter member of the Ring of Honor in 1994. He is one of three football players in Clemson history to be chosen an All-American on the field and in the classroom in the same year. Fuller was a two-time, first-team academic All-American and a Third-Team AP All-American in 1978. He is still

the only Tiger to be named ACC Player-of-the-Year twice, and was an NCAA Top Five Award winner in 1979, the only Tiger athlete to win the award.



Susan Hill is the only four-time ACC MVP in a women's sport in Clemson history and one of just two in all sports in school history. She is still the only four-time ACC MVP in women's tennis history and is one of two players to win the #1 singles league title four years in a row. She was the first women's athlete

to be inducted into the Clemson Hall of Fame. She was a three-time first-team All-American and had a 126-20 career record. That 86.3 winning percentage is still the best in Clemson history.



Frank Howard was a charter member of the Ring of Honor in 1994. As head coach from 1940-69, he led Clemson to eight league championships, six bowl games, and six top-25 seasons. Howard, who totaled 165 victories, was inducted into the College Football Hall of Fame in 1989 and is still the second-

winningest coach in ACC history.



Barbara Kennedy became Clemson's first female athlete inducted into the Ring of Honor in 1999. She holds the school's along with the ACC's career mark for points (3,113) and rebounds (1,252). She was named a two-time All-American in 1981 and 1982, and three-time First-Team All-ACC player in 1980, 1981,

and 1982. Kennedy remains the only two-time All-American and three-time First-Team All-ACC selection in Clemson history as well.



BANKS McFADDEN (1937-39) WAS ONE OF THREE CHARTER MEMBERS OF THE RING OF HONOR.

team by **USA Today** and to the All-Century team of College Football by **Sports Illustrated** in 2000.



Tina Krebs was the first track athlete named to the Ring of Honor in 2003. A cross country, distance, and middle distance runner from 1982-86, her versatility helped shape Clemson women's track & field. She was an eight-time All-American in cross country, indoor track, and outdoor track, and was a three-time

NCAA Champion, still the only athlete in any sport in Clemson history to win three national titles.



Banks McFadden was one of three charter members of the Ring of Honor in 1994. He was named the nation's most versatile athlete in 1939 when he was an All-American in football and basketball in the same calendar year. He is the only Clemson athlete to accomplish that feat. He led the Tigers to their first

bowl bid, a 6-3 win over Boston College in the 1940 Cotton Bowl, and to the Southern Conference basketball title. He was the #4 overall pick of the 1940 NFL draft, tied for the highest in school history.




Charles Warren won the 1997 NCAA title, the first in Tiger golf history. That year, he defeated Brad Elder (Texas) in a one-hole playoff to win the honor. The following year, he finished second in the country and was the recipient of the Dave Williams Award as the top senior golfer in the nation. Warren was a

three-time All-American who led Clemson to a third-place national finish in 1997 and a second-place finish in 1998. He is now on the PGA Tour.



Terry Kinard, who played for the Tigers from 1979-82, was inducted into the Ring of Honor in 2001, the same year he was inducted into the College Football Hall of Fame. The native of Sumter, SC was named national defensive player-of-the-year by **CBS Sports** during his senior season in 1982. Kinard was

named to the All Decade of the 1980's College Football



FRANK HOWARD, A CHARTER MEMBER OF THE RING OF HONOR, WON 165 GAMES IN 30 YEARS (1940-69) AT CLEMSON AND IS THE SECOND-WINNINGEST COACH IN ACC HISTORY.



CLEMSON HALL OF FAME MEMBERS

- OVERVIEW
- COACHES
- UNIVERSITY
- TRADITIONS
- PLAYERS
- REVIEW
- OPPONENTS
- RECORDS

Student-Athlete	Sport(s)	Years(s)	Inducted
Henry Abadi	Men's Soccer	1972,73	2010
Keith Adams	Football	1998-00	2011
Jimmy Addison	Football	1965-67	1994
Rusty Adkins	Baseball	1965-67	1977
Ben Anderson	Football	1970-72	1997
Obed Ariri	Football, Men's Soccer	1976-80	1998
Rick Aronberg	Men's Swimming	1986-90	2001
Boo Armstrong	Football	1918-20	1978
Jill Bakehorn	Women's Swimming	1986-89	2001
Stumpy Banks	Football	1915-19	1975
Brian Barnes	Baseball	1986-89	2004
Gary Barnes	Football	1959-61	2002
Jessica Barr	Women's Basketball	1992-94	2000
Tom Barton	Football	1949-52	1987
George Bennett	IPTAY Director	1971-79,93-04	1989
Kris Benson	Baseball	1994-96	2005
Joe Net Berry	Football	1934-36	1981
Joe Blalock*	Men's Basketball, Football	1939-41	1973
Rob Bodine	Football	1989-91	2009
Jeff Bostic	Football	1977-79	1997
Joe Bostic	Football	1975-78	1996
Bob Bradley	Sports Information Director	1955-89	1985
Jim Brennan	Men's Basketball	1961-64	1983
Neil Brophy	Men's Swimming	1979-83	2011
Bubba Brown	Football	1976-79	1999
Lester Brown	Football	1976-79	2007
Thomas Brown	Football, Men's Basketball	1933-37	1987
Clyde Brown	Men's Soccer	1972-75	1984
Shandy Bryan	Women's Basketball	1989-93	2006
Jeff Bryant	Football	1978-81	1996
Shad Bryant	Football	1937-39	1979
Dude Buchanan	Men's Basketball, Baseball	1938-41	1991
Greg Buckner	Men's Basketball	1994-98	2005
Sheri Buetter	Women's Soccer	1994-98	2009
Sara Burkett	Women's Soccer	1995-98	2004
Bob Burns	Men's Tennis	1958-62	1988
Charlie Bussey	Football	1954-56	1988
Jerry Butler	Football	1975-78	1986
Jonathan Byrd	Men's Golf	1994-98	2006
Jackie Calvert	Football, Men's Track	1948-51	1977
Elden Campbell	Men's Basketball	1986-90	2000
Jack Chandler	Men's Track, Men's Basketball	1920-25	1984
Chip Clark	Men's Basketball, Men's Golf, Men's Track	1942-46	1998
Dwight Clark	Football	1975-78	1988
Doug Cline	Football	1957-59	1991
Ty Cline	Baseball	1959-60	1978
Coy Cobb	Men's Swimming	1981-85	2004
Wayne Coffman	Women's Track Coach	1985-97	2006
Roger Collins	Men's Soccer, Men's Track	1968-70	1978
Fred Cone*	Football	1948-50	1973
David Cooper	Men's Tennis	1967-69	1983
Bobby Conrad	Men's Basketball	1976-80	1993
Walter Cox	Football, Football Coach, Baseball Coach	1935-51	1984
Shawn Crawford	Men's Track	1997-00	2010
Mary Ann Cubelic	Women's Basketball	1979-83	2002
Bennie Cunningham	Football	1973-75	1984
Woodrow Dantzler	Football	1998-01	2007
Dale Davis	Men's Basketball	1987-91	1996
Jeff Davis	Football	1978-81	1989
Jim Davis	Women's Basketball	1987-04	2008
Brian Dawkins	Football	1992-95	2009
Jean Desdunes	Men's Tennis	1980-83	2009
Mark Dickson	Men's Tennis	1979-82	1999
Bill Dillard	Football	1932-34	1991
Lisa Dillard	Women's Track	1988-91	2001
Lucy Doolittle	Rowing	1998-02	2008
Russell Dorn	Boxing	1937,38	1979
Ingelise Driehuis	Women's Tennis	1986,87	2011
Cindy Duarte	Women's Track	1980-84	2010
John Dunkelberg	Men's Track	1958-60	1976
Dr. R.C. Edwards	Football Manager	1933	1984
Eric Eichmann	Men's Soccer	1983-86	2003
Janet Ellison	Women's Swimming	1977-80	1999
John Engler	Men's Tennis	1997-01	2009
Mike Eppley	Football, Men's Basketball	1980-84	1990
Gigi Fernandez	Women's Tennis	1983	2005
R.H. Fike	IPTAY President	1934,35	1978
Angel Fleetwood	Women's Track	1989-92	2008
Mac Folger	Football, Men's Track	1934-36	1975
Danny Ford	Football Coach	1979-89	1999
Jane Forman	Women's Tennis	1980-84	2003
Donna Forrester	Women's Basketball	1976-78	1996
Bill Foster	Men's Basketball Coach	1975-84	2001
Eddis Freeman	Football, Basketball, Golf	1943-46	1998
George Fritts	Football, Men's Track	1939-42	1977
Steve Fuller	Football	1975-78	1985
Bobby Gage	Football	1945-48	1976



Chris Gardocki	Football	1988-90	2001
Dreher Gaskin	Football	1950-53	1994
Amy Geren	Women's Basketball	1995-99	2007
Rusty Gerhardt	Baseball	1969-72	1982
Mutt Gee	Football	1914-17	1975
Frank Gillespie	Baseball, Men's Basketball, Football	1943,46-49	1977
Lucas Glover	Men's Golf	1997-01	2007
Buddy Gore	Football	1965-67	1986
Kim Graham	Women's Track	1989-93	1998
Horace Grant*	Men's Basketball	1983-87	1999
John Grdijan	Football	1955-57	1983
Michael Green	Men's Track	1990-93	2001
Khalil Greene	Baseball	1999-02	2007
Ruth Grodsky	Women's Swimming	1985-88	2008
Billy Hair	Football	1950-52	1983
Dr. Jud Hair	Team Physician	1957-85	2000
Vincent Hamilton	Men's Basketball	1980-85	2003
R.G. Hamilton	Football	1896	1981
Dr. Byron Harder	Physician	1972-05	2005
Jim Haughey	Men's Track	1979-83	2003
Pam Hayden	Women's Swimming	1984-88	1995
Bert Heffernan	Baseball	1985-88	2002
John Heisman	Football	1900-03	1981
Dick Hendley	Baseball Football	1946,48-51	1984
Sam Henson	Wrestling	1992-94	2000
Terence Herrington	Men's Track	1985-89	2006
Doug Hoffman	Baseball, Men's Basketball	1956-59	1980
P.B. Holtzendorff III	Men's Swimming, Men's Tennis	1938-41	1976
Fred Hoover	Trainer	1958-98	1982
Frank Howard*	Football Coach, Athletic Director	1931-74	1973
Bob Hudson	Football, Men's Track	1947-51	1980
Bill Hudson	Football, Men's Track	1954-56	1984
Dr. I.M. Ibrahim	Men's Soccer Coach	1967-94	2000
Ute Jamrozcy	Women's Track	1985-88	2000
Ralph Jenkins	Football	1943-46	1995
Frank Jervey	Benefactor	1914-83	1975
Kevin Johnson	Men's Golf	1985-89	2002
Bob Jones	Men's Basketball, Football	1927-30	1974
Homer Jordan	Football	1979-82	1993
Whitey Jordan	Baseball, Football	1955-58	2003
	Football Coach	1959-72,93	
	Men's Golf Coach	1963-68	
Barbara Kennedy	Women's Basketball	1978-82	1989
Steve Kenney	Football	1975-78	2006
Jimmy Key	Baseball	1980-82	1999
Terry Kinard	Football	1979-82	1992
Don King	Football	1952-55	1992
Doug Kingsmore	Baseball	1951-54	1985
Levon Kirkland	Football	1988-91	2001
Janet Knight	Women's Basketball	1982-86	1999
Fred Knoebel	Football, Baseball	1950-52	1996
Hans Koeleman	Men's Track	1980-83	1995
Tina Krebs	Women's Track	1982-86	1993
Mitzi Kremer	Women's Swimming	1986-89	1994
Chuck Kriese	Men's Tennis Coach	1975-08	2009
Joe Landrum	Baseball	1946,47	1974
Bull Lightsey	Football	1922,24,25	1976
Noel Loban	Wrestling	1977-80	1991
Stacy Long	Football	1986,88-90	2004
William Lynn	Men's Track	1931-34	1986
Randy Mahaffey	Men's Basketball	1964-67	1975
Wayne Mass	Football	1965-67	1993
Grayson Marshall	Men's Basketball	1984-88	2009
Bill Mathis	Football	1957-59	1979
Ray Mathews	Baseball, Football	1947-50	1978
Richard Matuszewski	Men's Tennis	1983-86	2001
John Maxwell	Football	1902,03	1974
Bill McLellan	Football, Athletic Director	1952,53,66-85	1993
Banks McFadden*	Men's Track, Football, Men's Basketball	1937-40	1973
Herman McGee	Trainer	1934-80	1976
Carl McHugh	Men's Swimming Coach	1947-76	1983
Terrell McIntyre	Men's Basketball	1995-99	2007
Goat McMillan	Football	1928,29	1985
	Football Coach	1937-64	
Dr. Lee Milford	Chairman Athletic Council, Physician	1930-54	1981
Bobbie Mims	Women's Basketball	1976-80	2001
Shane Monahan	Baseball	1993-95	2011
Gene Moore	Football, Baseball	1946-49	1993
Parker Moore	Men's Golf	1973-76	1992

Jamie Moton	Women's Track	1998-02	2011
Denise Murphy	Women's Volleyball	1983-86	1999
Pender Murphy	Men's Tennis	1978-81	2010
Bruce Murray	Men's Soccer	1984-87	1992
Larry Nance	Men's Basketball	1977-81	1995
Jess Neely	Football Coach, Athletic Director	1931-39	1979
Carter Newman	Men's Track, Men's Basketball	1924-27	1983
Rock Norman	Men's Track Coach	1940-57	1974
	Football Coach, Men's Basketball Coach	1941-46	
Billy O'Dell*	Baseball	1952-54	1973
Ross O'Dell	Men's Track	1925-28	2011
Harold Olson	Football	1957-59	2010
Harry Olszewski	Football	1965-67	1980
Suzie Owens	Baseball, Football	1919-21	1980
Choppy Patterson	Men's Basketball	1959-63	1981
Chris Patton	Golf	1986-90	2000
Bob Paulling	Baseball, Football	1979-83	1994
Michael Dean Perry	Football	1984-87	2000
William Perry	Football	1981-84	2002
Jim Phillips	Broadcaster	1967-03	1992
John Phillips	Football	1984-87	1999
Bob Pollock	Men's Track Coach	1988-08	2010
Dr. Robert Poole	University President	1940-58	2006
O.K. Pressley	Football	1926-28	1978
Phil Prince	Football	1944-48	1995
Dillard Pruitt	Golf	1981-84	1998
Carl Pulkinen	Boxing, Men's Track	1946-49	1987
Dewey Quinn	Football, Men's Basketball, Baseball	1943-46	1994
Flint Rhem	Baseball	1920-23	1979
Dr. Walter Merritt Riggs	Administrator	1896-00	1994
Red Ritchie	Administrator	1955-71	1980
Rick Robbins	Academics	1967-80	1982
Bobby Robinson	Golf Coach, Athletic Director	1974-02	2002
Kerry Robinson	Women's Track	1980-84	2007
Phil Rogers	Football	1965-67	1989
Tree Rollins	Men's Basketball	1973-77	1987
Clarence Rose	Golf	1978-80	2004
Wallace Roy	Men's Basketball, Football, Men's Track	1923-26	1977
Paulette Russell	Women's Swimming	1990-93	2010
Smiley Sanders	Baseball, Football	1971-74	2003
William Schletter	Football	1911-14	1973
Randy Scott	Football	1975-78	2004
Bob Sharpe	Football	1938-40	1982
Anthony Simmons	Football	1995-97	2008
Neil Simons	Baseball	1977-80	1997
Hoke Sloan	Men's Tennis Coach	1930-59	1977
Bob Smith	Baseball Coach, Football Coach	1950-69	1988
Glenn Smith	Football	1949-51	1982
John Sneer	Men's Basketball	1948-52	1976
Bill Spiers	Baseball, Football	1985-87	1998
Nicole Stafford	Women's Tennis	1984-88	2004
Jodi Steffes	Volleyball	1998-01	2009
Cindy Stern	Women's Volleyball	1996-99	2005
Harold Stowe	Baseball	1957-59	1979
Jim Stuckey	Football	1976-79	1995
Jim Sutherland	Men's Basketball	1964-67	1991
Charlie Timmons	Football	1938-42	1985
Strom Thurmond	Men's Track	1921-23	1983
D.J. Trahan	Men's Golf	1999-03	2010
James Trapp	Football, Men's Track	1989-93	2000
David Treadwell	Football	1984-87	1997
Annie Tribble	Women's Basketball Coach	1976-87	1994
Perry Tuttle	Football	1978-81	1991
Ito Umoh	Women's Basketball	1995-99	2008
Willie Underwood	Football	1977-80	2008
Kenneth N. Vickery	Faculty Chairman	1971-82	2005
Don Wade	Football	1949-51	1992
Charles Warren	Men's Golf	1994-98	2005
Charlie Waters	Football	1967-69	1981
Nelson Welch	Football	1991-94	2007
Joel Wells	Football	1954-56	1974
Craig White	Baseball	1969-73	1988
Harvey White	Football	1957-59	1981
Susan Hill	Women's Tennis	1977-80	1986
Rodney Williams	Football	1985-88	2000
Gene Willimon	IPTAY Secretary, Football	1933-77	1986
Don Willis	Football	1935-38	1988
Billy Wingo	Baseball, Football	1973-77	2008
Charles Woods, Jr.	Football	1936-38	1975
Donnell Woolford	Football	1985-88	2005
Sharone Wright	Men's Basketball	1991-94	2011
Wyndie Wyndham	Football	1948-50	1980
Jimmy Wynn	Men's Track	1962-64	1982
Bill Yarborough	Men's Basketball	1952-57	1974
Vince Yockel	Men's Basketball	1955-58	1982
Kyle Young	Football	1997-01	2006
Butch Zatezalo	Men's Basketball	1966-70	1988

* - charter member; **bold** denotes 2011 inductee.

HEAD COACHING RECORDS



OVERVIEW
COACHES
UNIVERSITY
TRADITIONS
PLAYERS
REVIEW
OPPONENTS
RECORDS

#	Head Coach	Alma Mater	Years	Seasons	Games	Conf. Champ.	Top-25 Years	7 or less or OT	Conference	vs. AP Top 25	
1	Walter Riggs	Auburn '93	1896-99	2	9	NA	NA	0-1	NA	NA	
2	W.M. Williams	Auburn '96	1897	1	4	NA	NA	0-0	NA	NA	
3	John Penton	Auburn '98	1898	1	4	NA	NA	0-0	NA	NA	
4	John Heisman	Pennsylvania '92	1900-03	4	24	2	NA	2-3-2	8-0	NA	
5	Shack Shealy	Clemson '00	1904	1	7	NA	NA	1-2-1	NA	NA	
6	Eddie Cochems	Wisconsin '01	1905	1	6	NA	NA	0-1-1	NA	NA	
7	Bob Williams ⁸	Virginia '02	1906,09,13-15	5	46	NA	NA	8-6-6	0-2	NA	
8	Frank Shaughnessy	Notre Dame '05	1907	1	8	NA	NA	2-2	NA	NA	
9	John Stone	Vanderbilt '08	1908	1	7	NA	NA	0-3	NA	NA	
10	Frank Dobson	Peddie Institute	1910-12	3	24	NA	NA	0-2-1	NA	NA	
11	Wayne Hart	Georgetown (KY) '12	1916	1	9	NA	NA	1-1	NA	NA	
12	Edward Donahue	Washington & Lee '16	1917-20	4	36	NA	NA	4-4-3	NA	NA	
13	E.J. Stewart	Case Western Reserve	1921,22	2	18	0	NA	1-0-2	1-5	NA	
14	Bud Saunders	Missouri '11	1923-26	4	33	0	NA	5-5-1	1-9-1	NA	
15	Josh Cody	Vanderbilt '17	1927-30	4	41	0	NA	9-2-1	12-9	NA	
16	Jess Neely	Vanderbilt '23	1931-39	9	85	0	1	14-14-7	18-13-2	1-0	
17	Frank Howard	Alabama '31	1940-69	30	295	8	6	49-45-12	*100-48-5	9-28-1	
18	Hootie Ingram	Alabama '55	1970-72	3	33	0	0	4-3	8-10	1-5	
19	Red Parker	Arkansas A&M '53	1973-76	4	44	0	0	9-8-2	10-11-1	0-5	
20	Charley Pell	Alabama '61	1977,78	2	23	1	2	6-2-1	10-1-1	2-3	
21	Danny Ford ^f	Alabama '70	1979-89	11	129	5	7	26-19-4	44-14-1	20-12-1	
22	Ken Hatfield	Arkansas '65	1990-93	4	46	1	3	8-5-1	19-10-1	8-7	
23	Tommy West ^w	Tennessee '76	1993-98	5	59	0	0	6-14	21-19	4-12	
24	Tommy Bowden	West Virginia '77	1999-08	10	117	0	4	19-23	43-32	13-22	
25	Dabo Swinney ^s	Alabama '93	2008-11	4	48	1	2	5-11	19-10	6-9	
Totals				116	1,150	18	25	179-176-45 (.504)	314-193-12 (.617)	64-103-2 (.385)	

#	Head Coach	Aug./Sept.	Oct.	Nov.	Dec./Jan.	Bowl	Home	Away	Neutral	Overall	Win %
1	Walter Riggs	0-0	2-2	4-1	0-0	NA	0-0	3-3	3-0	6-3	.667
2	W.M. Williams	0-0	1-2	1-0	0-0	NA	0-0	2-2	0-0	2-2	.500
3	John Penton	0-0	1-1	2-0	0-0	NA	1-0	1-1	1-0	3-1	.750
4	John Heisman	0-0	10-2-1	9-1-1	0-0	NA	4-0	11-2-1	4-1-1	19-3-2	.833
5	Shack Shealy	0-0	2-2	1-1-1	0-0	0-0	1-1	1-1-1	1-1	3-3-1	.500
6	Eddie Cochems	0-0	2-0-1	1-2	0-0	0-0	0-0-1	2-2	1-0	3-2-1	.583
7	Bob Williams ⁸	2-0	9-9-5	10-10-1	0-0	0-0	6-2-2	12-12-3	3-5-1	21-19-6	.522
8	Frank Shaughnessy	1-0	2-1	1-3	0-0	0-0	2-2	1-1	1-1	4-4	.500
9	John Stone	1-0	0-3	0-3	0-0	0-0	1-1	0-3	0-2	1-6	.143
10	Frank Dobson	1-0	6-6	4-6-1	0-0	0-0	4-3	7-6	0-3-1	11-12-1	.479
11	Wayne Hart	1-0	1-3	1-3	0-0	0-0	2-1	1-1	0-4	3-6	.333
12	Edward Donahue	4-0	7-7-1	10-5-2	0-0	0-0	11-3-1	5-8-2	5-1	21-12-3	.625
13	E.J. Stewart	0-1	4-3-1	2-5-1	0-1	0-0	4-2	2-7-1	0-1-1	6-10-2	.389
14	Bud Saunders	2-2-1	4-8	4-7	0-0	0-0	7-6-1	3-9	0-2	10-17-1	.375
15	Josh Cody	6-0-1	16-1	7-9	0-1	0-0	13-0-1	9-8	7-3	29-11-1	.720
16	Jess Neely	10-4-2	15-18-3	17-13-2	1-0	1-0	16-3-2	20-27-4	7-5-1	43-35-7	.547
17	Frank Howard	34-18-4	54-57-4	72-39-4	5-4	3-3	81-30-2	72-81-8	12-7-2	165-118-12	.580
18	Hootie Ingram	3-5	6-8	3-8	0-0	0-0	7-9	3-12	2-0	12-21	.364
19	Red Parker	3-8-1	6-10-1	8-7	0-0	0-0	12-9-1	5-16-1	0-0	17-25-2	.409
20	Charley Pell	4-2	9-0	5-1-1	0-1	0-1	9-2	9-1-1	0-1	18-4-1	.804
21	Danny Ford ^f	26-11-2	36-8	28-8-2	6-2	6-2	53-12-3	36-15-1	7-2	96-29-4	.760
22	Ken Hatfield	10-4	11-5-1	9-3	2-1	1-1	22-3-1	8-9	2-1	32-13-1	.707
23	Tommy West ^w	9-11	9-10	12-4	1-3	1-3	18-13	12-12	1-3	31-28	.525
24	Tommy Bowden	29-14	21-15	18-11	4-5	3-5	45-17	23-22	4-6	72-45	.615
25	Dabo Swinney ^s	8-3	9-6	10-6	2-4	1-3	20-4	7-11	2-4	29-19	.604
Totals		154-83-11 (.643)	243-187-18 (.563)	239-156-16 (.601)	21-22 (.488)	16-18 (.471)	339-123-15 (.726)	255-272-23 (.485)	63-53-7 (.541)	657-448-45	.591

⁸ - coached five games in 1926; ^f - coached one game in 1978; ^w - coached one game in 1993; ^s - coached seven games in 2008; * - includes a 66-30-2 (.684) record in ACC games



DANNY FORD, WHO LED THE TIGERS TO THEIR ONLY NATIONAL TITLE IN THE 1982 ORANGE BOWL, WAS INDUCTED INTO THE ORANGE BOWL HALL OF FAME IN 2012.

CLEMSONTIGERS.COM



- OVERVIEW
- COACHES
- UNIVERSITY
- TRADITIONS
- PLAYERS
- REVIEW
- OPPONENTS
- RECORDS

FORMER HEAD COACHES



Walter Riggs 1896-99

Walter Riggs could easily be called the father of Clemson Football. He coached the football program at Clemson, not only because he had football experience, but he was also one of only two people on the Clemson campus to have ever seen a football game

when the sport started in 1896. (The other person was Frank Thompkins who played in the backfield on Clemson's first team in 1896).

On September 30, 1896, a small crowd gathered in one of the barrack's rooms and the group discussed the feasibility of organizing a football association. A committee of three was appointed to consult Professor Riggs as to management of a football team and to ask his aid as coach.

When the Tigers traveled to Furman for their first game on October 31, 1896, it was the first time that many of the players had ever seen a full-sized regulation football field.

Riggs stepped down as football coach after the first season because the players wanted him to devote all of his time to being a professor in the engineering department.

Riggs could easily be called a loyal man, as he answered the need of the Clemson football team again in 1899. The Clemson Athletic Association was low on money and could not afford to hire a coach. Therefore, he again answered the call of the school and became head coach in 1899 for free.

Riggs originally came to Clemson from Auburn. He graduated with top honors in 1892 with a B.S. degree in electrical and mechanical engineering. At Auburn, he was captain and catcher of the baseball team as well as the manager and left end of the football team. He also served as class president and was the director of the Glee Club.

Upon his graduation at Auburn, he was assistant to the president of the college until 1896, then he made his trek to Clemson.

Riggs later became president of Clemson on March 7, 1911 and in 1915, a new football stadium with other athletic facilities was named in his honor as Riggs Field. It is currently the home of the Tiger soccer team. In two years of coaching, Riggs guided the Tigers to a career record of 6-3.



W.M. Williams 1897

Clemson's second coach, W.M. Williams, was a native of West Point, GA. He played at Auburn on the teams of '94, '95, and '96, under the coaching of John Heisman. He was considered the best blocking halfback in the south. Williams led Clemson to the

state championship and to a 2-2 season. During his time as coach, Clemson played two games in three days. Clemson was victorious over the Charlotte Y on October 23, but lost to North Carolina 28-0, on October 25.



John Penton 1898

The Tigers' third coach, J.A. Penton of Alabama, was captain and starting guard on the University of Virginia teams of '93, '94, and '95. He was captain of the '95 Virginia Team that beat UNC to win the Championship of the South. Penton also played fullback

at Auburn in '97 under John Heisman's coaching. Under Penton, Clemson won 55-0 over Bingham in its first home game, as W.C. Forsythe kicked every point after touchdown (11). In his only season at Clemson, Penton guided Clemson to a 3-1 record and the state championship.



JOHN HEISMAN'S 1903 TEAM PLAYED CUMBERLAND FOR THE "CHAMPIONSHIP OF THE SOUTH."



John Heisman 1900-03

One of the most famous football coaches in the nation, John Heisman, coached at Clemson from 1900-03. He turned Clemson from virtually an unknown college to a southern powerhouse at the turn of the century. Heisman attended Brown University,

taking the two-year law course offered at that time, and was a center on the football team. In the fall of 1889, he transferred to the University of Pennsylvania. He lettered in football at both schools and graduated from Pennsylvania in 1893.

In the spring of 1894, Walter Riggs was a graduate manager for the football team at Auburn. It fell on his shoulders to find a coach for the season of 1895. Riggs wrote to Carl Williams, the Pennsylvania captain of 1894, asking him to suggest a suitable coach. He replied recommending J.W. Heisman, an ex-Penn player, and his coach at Oberlin.

After several weeks, Riggs finally found Heisman in Texas, where he was raising tomatoes. Having sunk all of his capital into the tomato venture, he was glad to return to his old love. He readily went to coach at Auburn for \$500 a year.

His coaching career began at Oberlin in 1892 and lasted 36 years. It included positions at Akron, Auburn, Clemson, Georgia Tech, Penn, Washington & Jefferson, and Rice University. He had an overall career record of 185 wins, 70 losses, and 17 ties.

John Heisman invented the hidden ball trick, the handoff, the double lateral, and the "flea flicker." He pioneered the forward pass, arguing that it would scatter the mob. Heisman also originated the center snap and the word hike (previously the center used to roll the ball on the ground to the quarterback).

Heisman guided Clemson to conference titles in 1900 and 1902, and he led the Tigers to their first "bowl game" in 1903, when Clemson and Cumberland met on November 26 for the "Championship of the South." Cumberland, who had earlier defeated Auburn, Alabama, and Vanderbilt, was considered to be champion of the southern states of Louisiana, Mississippi, Alabama, Tennessee, and Kentucky. The game was played on a neutral site, Montgomery, AL. Cumberland and Clemson fought to an 11-11 tie. After the news got back to Clemson that the game was a tie, the

students and the local townspeople built a bonfire and paraded around the campus.

Overall, Heisman took Clemson to a 19-3-2 record in his four seasons. His 83.3 winning percentage is still the best in Clemson history. He was also the Clemson baseball coach from 1901-1903.



Shack Shealy 1904

Shack Shealy holds the distinction of being the only Tiger to have coached his alma mater. He lettered at Clemson from 1896-99 and later played two years at Iowa State. Shealy was a four-year starter playing right guard, end, and in his senior year, he played in the backfield. He only coached Clemson one year (1904) and led the Tigers to a 3-3-1 record, including wins over Alabama, Georgia, and Tennessee.



Eddie Cochems 1905

Ed Cochems lettered at Wisconsin in 1899, 1900, and 1901. He was described as a great halfback or end on the strong Wisconsin teams at the turn of the century, including the 1901 undefeated team. In his playing career, he had a 100-yard kickoff return in a 35-0 win over Chicago in 1901, and had four touchdowns against Notre Dame in 1900. After his playing days, he immediately went into coaching. He was the head coach of North Dakota in 1902 and 1903 and served briefly as an assistant with former teammate, Art Curtis at Wisconsin in 1904.

Cochems led Clemson to a 3-2-1 record overall, including wins over Georgia and Auburn. After his Clemson career, he was head coach and athletic director at Saint Louis in 1906. After the forward pass was legalized in 1906, Cochems did something with the pass at once in his first year at Saint Louis, while other coaches stuck with the running game. He taught his players not to throw the ball end-over-end, but instead like a projectile - a spiral. He called this new weapon a projectile pass.



- OVERVIEW
- COACHES
- UNIVERSITY
- TRADITIONS
- PLAYERS
- REVIEW
- OPPONENTS
- RECORDS

FORMER HEAD COACHES

Historians credit Cochems as being the first coach to use and perfect the first legal pass in a game. The first studied refinements in throwing the ball, which led to the spiral, occurred in 1906 under Cochems. Brad Robinson of Saint Louis threw the first forward pass to Jack Schneider in a game played September 5, 1906 in Waukensha against Carroll College.



Bob Williams 1906,09,13-15,26

Bob Williams is one of the few coaches in the nation to have coached football at two rivals. Williams coached football at both Clemson and South Carolina. Before coming to Clemson, he coached at Davidson in 1905. He coached at South Carolina for two years

and guided the Gamecocks to a 6-1 record in 1902 and an 8-2 slate in 1903.

In his career at South Carolina, he administered the most unexpected defeat of Clemson, as he beat a heavily favored Heisman team, 12-6 in 1902.

He served the Tigers as head coach a total of four terms (1906,09,13-15,26). Between 1915-26, Williams practiced law in Roanoke, VA and was the city's mayor.

One of the highlights of his career included leading the 1906 team to an unbeaten season (4-0-3), which included wins over Georgia, Auburn, Tennessee, and a Heisman-coached Georgia Tech squad.



Frank Shaughnessy 1907

Frank Shaughnessy was known for his ability as a sports administrator. He served many positions, from a pro hockey coach to the International Baseball League Commissioner. A graduate in pharmacy at Notre Dame, he was captain of the baseball

and football teams during his senior season. After his graduation in 1905, he coached baseball at Notre Dame. The summer before coming to Clemson, he played for Ottawa of the Eastern League. That summer, he played left field and ended the season with a .352 batting average. He also played with Washington and the Philadelphia Athletics.

At Clemson, he coached the baseball teams during 1907 and 1908, and he was head football mentor in 1907, where he posted a 4-4 record.

Shaughnessy made his name in baseball, but he took part in many other sports. Besides being a sports legend at Notre Dame, he managed the NHL's Ottawa Senators to the Stanley Cup Finals in 1915, and he coached football teams at Clemson, Washington & Lee, and McGill University. He retired as the president of the International Baseball League.

In a game against Kansas, Shaughnessy ran 107 yards for the only Irish score, as Kansas won the game 24-5. Football fields were 110 yards back then and touchdowns were five points. This is still a Notre Dame record.



John Stone 1908

John Stone is one of three coaches to have graduated from Vanderbilt and later become the head football coach at Clemson. While at Vanderbilt, he was a member of the All-Southern Football team for four years. He was a big man for his time, standing

6'2". Clemson was 1-6 in 1908, but the Tigers lost many of their star players and substitutes from 1907 due to a college prank that saw 306 students expelled.



Frank Dobson 1910-12

Frank Dobson was a pro baseball player before coming to Clemson, as he was the property of the Pittsburgh Nationals. Walter Riggs, President of the Clemson Athletic Association, thought it was unfair to keep shuffling coaches year after year. He offered Dobson a three-year contract, which was the first contract offered and signed by a Clemson coach.

At Clemson, he coached football, basketball and baseball. He was Clemson's first basketball coach, leading it to its only undefeated season (4-0) in history in the inaugural season (1911-12). In 1912-13, Clemson had a 9-5 record. He was head baseball coach from 1911-13.



Wayne Hart 1916

Wayne Hart served as head coach at Clemson in 1916 and coached the Tigers to a 3-6 record. Under Hart, the Tigers defeated Furman and South Carolina. He played three seasons at tackle for Georgetown. Hart also played one season at George Wash-

ington. He was a member of the All-South Atlantic team on four occasions. Hart also served as an assistant coach at Georgetown.

In 1913, Hart coached the Washington Vigilants, a professional football team, and did not lose a single game. During his last two seasons prior to his arrival at Clemson, he coached various sports at Technical High School in Washington, D.C.



Edward Donahue 1917-20

Edward Donahue had to be one of the most organized men in the country. During the 1918-19 academic year, Donahue was the head coach of four Clemson sports...football, basketball, baseball, and track. During his four-year career, he served as basketball

and baseball coach for two years and head track coach for one season.

He was an outstanding athlete at Washington & Lee, where he played in the backfield on the football team and played catcher on the baseball diamond. Upon graduation, he was an assistant in football and was the head baseball and basketball coach.



E.J. Stewart 1921,22

E.J. Stewart was head football coach for two years at Clemson, 1921-22. However, he coached more than one sport during his stay at Tigertown. In the spring of 1921, Stewart coached the baseball and track teams while conducting spring football practice. During

the fall, Stewart's football team had a 1-6-2 record, but he improved to a 5-4 slate in 1922. He went on to coach the track teams in 1922 and 1923.

Stewart was a standout athlete in football, baseball, basketball, and track at Case Western Reserve University in Cleveland, OH. Upon his graduation, Stewart played, organized, and served as head coach of the Massillon (OH) Professional football team.

Stewart also coached at Nebraska and Texas. At Nebraska, he led the Cornhuskers to a combined record of 11-4 in 1916 and 1917. The Cornhuskers also captured the Missouri Valley Conference title during both seasons. After leaving Nebraska, he entered the automobile business as President and Treasurer of the Stewart Motor Co. Due to the economic conditions at the time, he decided to go back into coaching.



Bud Saunders 1923-26

Bud Saunders graduated from Missouri in 1911 with a bachelors degree in Law. At Missouri, he played both football and basketball. Saunders wanted to play two other sports, but a conference rule forbid a student-athlete from participating in more than

two sports.

Saunders served as football coach at Knox College before arriving at Clemson. In football, Saunders coached for four seasons from 1923-26. He also coached the basketball teams in 1924 and 1925. Saunders' best season in football came during the 1923 campaign, as he led the Tigers to a 5-2-1 record.



Josh Cody 1927-30

Josh Cody, fondly known as "big man," will always be a favorite to Clemson fans. Cody, a big man in stature at 6-2, 220 pounds, led Clemson to victories over South Carolina for four straight years. He is the only coach in Clemson history who has been around

more than two seasons who never lost a football game to South Carolina. He also defeated Furman three straight years. Cody had a 13-0-1 record in home games and posted a 72 percent winning mark overall, the fourth-best mark in Clemson history.



FRANK SHAUGHNESSY LED THE TIGERS TO WINS OVER NORTH CAROLINA AND GEORGIA TECH IN 1907

CLEMSONTIGERS.COM



- OVERVIEW
- COACHES
- UNIVERSITY
- TRADITIONS
- PLAYERS
- REVIEW
- OPPONENTS
- RECORDS

FORMER HEAD COACHES

After a 5-3-1 start in 1927, Cody guided Clemson to back-to-back 8-3 seasons in 1928 and 1929. On May 6, 1929 to show appreciation, he was given a new Buick by the alumni, student body, and faculty. This presentation took place in front of Tillman Hall.

In his final season (1930), the Tigers finished with a final record of 8-2. Cody also coached basketball at Clemson for five years and guided Clemson to a 16-9 slate in 1930. During the 1928-30 seasons, he guided Clemson to a 22-4 mark at home.



Jess Neely 1931-39

Clemson played in its first bowl game under Jess Neely in the 1940 Cotton Bowl. The Tigers, unknown at the time, became a household word after defeating heavily-favored Boston College 6-3 in the Cotton Bowl. It was the Tigers' first victory over a top-

20 ranked team in school history. Clemson had a 43-35-7 record during Neely's tenure.

Neely came to Clemson in 1931 and his recruitment of Banks McFadden took Clemson to another level of competition. In 1938, Neely coached Clemson to a second-place finish in the Southern Conference with a 7-1-1 record.

In 1939, Banks McFadden became Clemson's second All-American, and the team concluded the season with a trip to Dallas for the Cotton Bowl. Neely left Clemson in January of 1940 and moved on to Rice, where he took that school to new heights. Neely is a member of the College Football Hall of Fame. Neely's landmark accomplishments in the 1930s at Clemson contributed significantly to Clemson's outstanding football tradition.



Frank Howard 1940-69

Frank Howard succeeded Jess Neely in 1940 when Neely moved on to Rice. He got the job when he seconded his own nomination during a meeting of the president and athletic council. He signed a one-year contract, then lost the document, and never had

another in his 30 years as head coach.

He graduated from Alabama in 1931, where he was a star lineman. He played in the 1930 Rose Bowl, then started his coaching career under Neely at Clemson in 1931, and was a part of a rebirth of Tiger football in the late 1930s. He was an assistant on the 1939 team that posted a 9-1 mark and beat Boston College 6-3 in the Tigers' first bowl game.

In 1940, he began his head coaching career with a bang as he won the Southern Conference championship, the first of eight conference titles Howard won in his coaching career.

Howard had his most successful season in 1948 when he took Clemson to an 11-0 record, the Tigers' first perfect season since 1900. The campaign included a Southern Conference championship, a Gator Bowl win over Missouri, and a #11 final ranking. He nearly duplicated the feat in 1950 when he guided Clemson to a #10 AP final ranking, a 9-0-1 finish and a 15-14 win over Miami (FL) in the Orange Bowl.

When he retired in 1969, Howard was the fifth winningest coach in the nation with 165 victories. He had 96 wins as an ACC coach, now second in conference history, and he captured six (five outright and one co-championship) ACC titles, a record Bobby Bowden broke in 1998. Howard's teams appeared in six bowl games, 63 of his players were drafted by the NFL, and 37 played in the league.

Howard, a native of Barlow Bend, AL, had six top-20 seasons, won eight conference titles (two Southern, six ACC), won 100 conference games and was a two-time ACC Coach-of-the-Year. He coached 25 academic All-ACC selections and five Academic All-Americans. Eleven of his players were chosen on-the-field All-Americans. Howard was inducted into the College Football Hall of Fame in 1989.



Hootie Ingram 1970-72

Hootie Ingram will be best remembered as the coach who made the Tiger Paw famous. Before his first year as head coach in the summer of 1970, Clemson introduced the Tiger Paw as the official logo of Clemson University's Athletic teams.

Ingram graduated from Alabama in 1955. He also received his master's in school administration from Alabama and later became Crimson Tide athletic director. The native of Tuscaloosa, AL was an All-Southeastern Conference defensive back for the Crimson Tide in his senior year. He had his best season (5-6) at Clemson in 1971. He also finished second in the ACC standings with a 4-2 league mark in 1971.



Red Parker 1973-76

Red Parker spent four years at Clemson as head coach. His 1974 squad lived up to the theme "Excitement Galore, Clemson Football '74" and had a 7-4 record, with victories over Georgia, Georgia Tech and South Carolina. Before arriving in Tigertown, Parker

spent seven years (1966-72) as head coach at The Citadel. He guided the Bulldogs to a 8-3 record during in the 1971 campaign.

Parker earned a bachelor's degree in physical education from Arkansas A&M in 1953. Prior to his graduation, he earned three letters each in football, basketball and track, as a running back-defensive back, second baseman-shortstop, and sprinter.



Charley Pell 1977-78

Charley Pell, who was Clemson's head coach in 1977,78 authored college football's Cinderella story in 1977. The Albertville, AL product took a team that was 3-6-2 in 1976, and led the '77 Tiger to an 8-2-1 regular-season mark and a berth in the Gator Bowl. It was

Clemson's first final top-20 season since 1959. He coached Clemson to a 10-1 regular season in the 1978 season before he left to become head coach at Florida. Clemson's 1978 team beat Ohio State in the Gator Bowl and finished ranked #6 in the AP poll in his second year as Clemson's head coach.

He was a near unanimous choice as ACC Coach-of-the-Year in 1977 and 1978, the first coach, regardless of sport, to win ACC Coach-of-the-Year honors in each of his first two years. A two-way starter and three-year letterwinner at Alabama, Pell was on its 1961 National Championship team.

He came to Clemson in 1976 and served as assistant head coach and defensive coordinator. Pell passed away in June, 2001 after battling cancer.



Danny Ford 1978-89

Danny Ford had an auspicious beginning to his head coaching career. He gained a 17-15 victory over Ohio State in the 1978 Gator Bowl in a nationally-televised game. The 30-year-old coach, the youngest in Division I at the time, also defeated a college

football legend in a contest that truly put Clemson football on the national map, as he defeated Woody Hayes in the latter's last game. He had taken over the coaching reigns on December 10, 1978 when Charley Pell resigned to become head coach at Florida.

Ford kept things going in 1979 with wins over Georgia and Notre Dame and another trip to a bowl (Peach). In 1981, he helped Clemson reach the summit of college football by winning the national title. His Tigers downed three top-10 teams during the course of the 12-0 season that concluded with a 22-15 win over Nebraska in the Orange Bowl. Ford was named National Coach-of-the-Year.

The wins continued in 1982 and 1983, as Clemson had consecutive 9-1-1 years. Clemson finished in the top 12 in both years, and had a 30-2-2 record over a three-year period, best in the nation.

Clemson won three straight ACC titles under his guidance between 1986-88. In 1989, Clemson registered a 10-2 season and top 12 national ranking, the fourth straight season Clemson finished in the final AP top 20. He closed



FRANK HOWARD KISSED "BIG THURSDAY" GOODBYE AFTER THE TIGERS DEFEATED SOUTH CAROLINA 27-0 IN 1959.

FORMER HEAD COACHES



- OVERVIEW
- COACHES
- UNIVERSITY
- TRADITIONS
- PLAYERS
- REVIEW
- OPPONENTS
- RECORDS



TOMMY BOWDEN NEVER HAD A LOSING SEASON IN HIS TENURE AT CLEMSON.

all 11 players were recruited by West. The list included three first-round defensive selections (Trevor Pryce, Anthony Simmons, Antwan Edwards). Clemson was the only school in the nation to have six defensive players drafted in 1999 and the only school to have a first-round defensive choice in 1997, 1998, and 1999.

The native of Gainesville, GA finished his career with a 31-28 record, and had four wins over top-25 teams. He was the head coach at Memphis from 2001-09 and he led the Tigers to a nine-win season and the program's first bowl appearance in 32 years in the 2003 season. He took Memphis to five bowls overall and finished with a 49-61 record at Memphis. West is currently the defensive coordinator at Southern Mississippi.



Tommy Bowden 1999-08

Tommy Bowden was a consistent winner over his nine-and-a-half years as Clemson's head coach. From 1999-08, he never had a losing season, and that included a streak of eight consecutive winning seasons from 2000-07. During those seasons, only four

other Division I coaches had a winning season in all eight of those years with the same program.

Bowden was a two-time ACC Coach-of-the-Year, joining Frank Howard, Charley Pell, and Danny Ford with that distinction. He first won the honor in 1999, his first year when he took over a team that had been 3-8 the previous season, to a 6-6 season against a top-10 schedule according to the Sagarin ratings. Clemson played three undefeated teams during the regular season (Marshall, Virginia Tech, Florida State).

His first year included a nationally-televised game against Florida State that featured the first-ever Division I coaching matchup of father and son. Bobby Bowden's Seminoles won that game by a score of 17-14, Florida State's closest game in an undefeated National Championship season. The game attracted over 85,000 fans and the largest media contingent in the history of Memorial Stadium. There were nine Bowden Bowls overall, with Bobby winning five, but Tommy won four of the last five.

Bowden took Clemson to an 8-0 start and a #3 national ranking in 2000 before finishing with a 9-2 regular-season record and a #14 final ranking. The regular season concluded with a 16-14 victory over a top-25 South Carolina team. A 50-yard pass from Woodrow Dantzler to Rod Gardner is regarded as one of the most-exciting plays in Clemson history. Dantzler went on to become the first quarterback in Division I history to reach 2,000 passing yards and 1,000 rushing yards in the same season (2001).

Bowden also won ACC Coach-of-the-Year honors in 2003 when he led the Tigers to a 9-4 record. That season, the Tigers won their last four games, including a 26-10 win over #3 Florida State. That is tied for the highest-ranked team Clemson has beaten in school history. Clemson defeated South Carolina 63-17 in the regular-season finale and completed the season with a 27-14 win over #6 Tennessee in the Peach Bowl. Clemson finished the year in the top 25 of both polls as well.

Bowden finished with a 7-2 record against the Gamecocks. The 77.8 winning percentage is the best in school history among Tiger coaches who served the program at least five years. All seven of his wins were over Hall of Fame Head Coaches Lou Holtz and Steve Spurrier.

After a 3-3 start to the 2008 season, Bowden resigned on October 13, four days after a 12-7 loss at Wake Forest. He had a 72-45 record (.615) at Clemson for those nine-and-a-half seasons. Bowden never had a losing season, overall or in the ACC, during his nine complete seasons. He led the Tigers to eight bowl games.

Bowden resides in Florida and is a college football commentator for **Jefferson-Pilot Network** and **Fox Sports**.

his career with a 27-7 win over West Virginia in the Gator Bowl, his sixth bowl win in eight tries and his fourth in succession.

Ford was the third winningest active coach in the nation on a percentage basis at the end of the 1989 season. He finished with a 96-29-4 career ledger at Clemson and remains one of only two coaches in ACC history with better than a 75 percent winning mark (minimum of four years). He finished with a 76-percent winning percentage and five ACC Championships, second only to Frank Howard's six crowns.

The 1969 Alabama graduate is still the youngest coach to win the national title, as he was just 33-years-old when the Tigers shocked the college football world in 1981. He coached 71 first-team All ACC selections and 26 All-Americans. Forty-two of his former Tigers were drafted by the NFL, and he earned 18 wins over AP top-20 teams during his career, more than any other Clemson coach. Additionally, 11 of his former players won Super Bowl Championship rings. At one stretch his teams were ranked in the AP top 20 for 41 consecutive polls, a Clemson record.

Ford is a member of the Clemson Hall of Fame, the state of South Carolina Hall of Fame, and the Orange Bowl Hall of Fame.

Ford was an All-SEC pick and All-SEC Academic choice at Alabama. He attended Alabama initially on a basketball/football scholarship, but he only played football after his freshman season. Ford played in three bowl games for the Crimson Tide. He later served as head coach at Arkansas from 1994-97. He is now retired and living in nearby Pendleton, SC.

Clemson became the third school that Hatfield coached to a top-20 ranking, as his 1983 Air Force team ranked #15 and he led four Arkansas teams to top-20 rankings. He became the sixth coach in NCAA history to accomplish that feat.

Hatfield played for three years at Arkansas (1962-64) and was a starter on the 1964 National Championship team. The defensive back earned his fame as the nation's top punt returner in 1963 and 1964. He still ranks as the only player ever to finish in the top two in the nation in punt returns three straight years, as he finished second in 1962. He retired as the head coach at Rice in 2005 with 168 career victories. He is now retired and living in Arkansas.



Tommy West 1993-98

Tommy West's five-year resumé as Clemson head coach included four bowl appearances, 12 road victories, 86 school records, and unparalleled academic excellence. West took Clemson to three straight bowl games between the 1995 and 1997 seasons,

just the second Clemson coach in history to take the Tigers to bowl games in three straight seasons.

Academically, 61 Tigers made the ACC Academic Honor Roll in his last four years, twice as many as the best previous four-year total in school history.

West took over as head coach on November 29, 1993 and less than a month later had a bowl victory. The former Tennessee tight end succeeded Ken Hatfield, who left four days after a victory over South Carolina to end the 1993 season.

It was West's second tour of duty with Clemson. He had been a linebackers coach under Danny Ford between 1982-89. Clemson was 69-20-4 and had six AP top 20 finishes in that eight-year era.

West coached the Tigers in the 1993 Peach Bowl, a thrilling 14-13 victory over Kentucky. He became the first coach in college history to gain victory in a bowl game in his first game without having coached the team in any capacity earlier in the year.

West's best season was 1995, as Clemson finished the regular season with five straight victories by 17 points or more and was invited to the Gator Bowl. Clemson was ranked in the top 25 of every poll at the end of the 1995 regular season. That Clemson team also finished fourth in the nation in rushing offense.

West recruited some of the top players in Clemson history. The school was in the top 10 in the nation in NFL draftees during the 1998 and 1999 selection process, and



Ken Hatfield 1990-93

Ken Hatfield led the Tigers to a 32-13-1 record over his four year tenure, led the squad to three bowl appearances and an ACC title. With a victory over Illinois in the 1991 Hall of Fame Bowl, Hatfield became the first Clemson coach to win 10 games in his first year and

his .833 winning percentage was the best for a first-year Clemson coach since 1900, when John Heisman was 6-0. That season included six victories over teams with winning records, more than any other team that year with the exception of National Champion Georgia Tech.

Hatfield was also just the eighth coach in the previous 13 years to take a team to a top-10 AP final ranking in his first year with the program, as the Tigers finished the season ranked #9 in the AP poll. The Helena, AR native would also lead the 1991 and 1993 Tiger teams to top 25-rankings.



ASSISTANT COACHES

- OVERVIEW
- COACHES
- UNIVERSITY
- TRADITIONS
- PLAYERS
- REVIEW
- OPPONENTS
- RECORDS

ADAMS, DWIGHT (Henderson State '58) - Linebackers 1973-75; Defensive Ends 1976-78

AGNEW, F.H. - 1918

AKE, WALLY (William & Mary '72) - Inside Linebackers 1990-93

ALDRIDGE, MILES (Gardner-Webb '71) - Linebackers 1985-89; Defensive Coordinator/Defensive Backs 1993,94; Outside LB/Co-Coordinator, 1995

ALLISON, RODNEY (Texas Tech '78) - Defensive Ends 1999-02

ANDERSON, WILLIE (Clemson '75) - Head J.V. 1977-79; Tight Ends 1979; Defensive Ends 1980,81; Defensive Line 1982

ANDREWS, MICKEY (Alabama '65) - Coordinator/Def. Backs 1977,78; Defensive Backs 1979,80

BAKER, ART (Presbyterian College '53) - Freshmen 1965; Offensive Backs 1966-69

BANKS, B.C. (STUMPY) (Clemson '18) - Backs 1920,21

BARFIELD, DOUG (Southern Mississippi '57) - Offensive Backs 1970,71

BASS, TOM (Maryville '60) - Freshmen 1967-69; Defensive Line 1970-72; Defensive Ends 1973-75; Offensive Backs 1976; Administrative Assistant 1977-79

BECKISH, LARRY (Wichita State '63) - Offensive Ends 1968-70; Freshmen 1972; Offensive Ends 1973-76

BECKMAN, LARRY (Florida '66) - Offensive Line 1990-92

BIBEE, DAVID (Tennessee '75) - Outside Linebackers 1997; Defensive Backs 1998

BISACCIA, RICH (Yankton '83) - Running Backs 1993-98

BLACKWELL, DAVID (East Carolina '97) - Linebackers/Recruiting Coordinator 2003-06; Linebackers 2007,08

BOLT, WAYNE (East Carolina '79) - Tight Ends 1986-89

BOWMAN, R.V.T. - Assistant 1896-98

BRINSON, LARRY (Florida '83) - Running Backs 1990-1993

BROOKS, DAN (Western Carolina '76) - Defensive Tackles 2009,10; Associate Head Coach/Defensive Tackles 2011

BUGAR, MIKE (Florida State '67) - Defensive Line 1977-79

BURNS, BURTON (Nebraska '76) - Running Backs 1999-06

BURSON, JOE (Georgia '66) - Freshmen 1970; Defensive Ends 1971,72; Defensive Backs 1973-76

BUSTLE, RICKY (Clemson '77) - Defensive Backs 1979

CALDWELL, ROBBIE (Furman '77) - Offensive Line 2011

CRALTON, BOBBY (Newberry '67) - Freshmen 1975

CARSON, JULES (Clemson '14) - Freshmen 1915, 1927-30

CARTER, RONNIE (Arkansas A&M '67) - Freshmen 1973,74; Offensive Line 1975

CHRISTENSEN, CLYDE (North Carolina '79) - Co-Offensive Coordinator/Quarterbacks 1993-95

COHEN, RUSS (Vanderbilt '17) - Defensive Back 1947-55

CONE, FRED (Clemson '51) - Recruiting Coordinator 1961-72

CONOVER, LARRY - Line 1920

COX, CARY (Clemson '49) - Freshmen 1949

COX, WALTER (Clemson '39) - Offensive Line 1940,43,44,46-50

CRAIG, JOHNSON - Freshmen 1933

CROWE, JACK (Alabama-Birmingham '70) - Quarterbacks 1986-88

D'ANDREA, BILL (Indiana State '72) - Graduate Assistant 1983,84; Offensive Line 1986-89

DAVIS, JOE (Southwestern) - Ends 1931-39

DENNING, DON (Presbyterian College '60) - Recruiting Coordinator 1981; Defensive Backs 1982-85

DICKERSON, RON (Kansas State '71) - Defensive Coordinator 1991,92

DILLARD, BILL (Clemson) - Freshmen 1937,38

EARLE, JAMES (Clemson '89) - Tight Ends 1993,94

ELLIOTT, TONY (Clemson '02) - Running Backs 2011

EMORY, ED (East Carolina '60) - Freshmen 1973; Offensive Backs 1974,75; Offensive Line 1976

ENSINGER, STEVE (Louisiana State '79) - Offensive Coordinator/QBs 1997,98

FORD, DANNY (Alabama '70) - Assistant Head Coach/Offensive Line 1977,78

FOX - 1919,20

FRAZIER, R.A. - 1908

FRITTS, GEORGE (Clemson '42) - Line 1943

GANDY, A.P. - Freshmen 1914

GANTT, JOHN W. (Clemson) - Backs 1903-07

GEE, J. B. (Clemson '07) - Line 1927

GETTYS, E.F. (Clemson '22) - Line 1922

GILLIAM, TINK - Freshmen 1925,26

GOODALE, B.E. (Big Ben) (Clemson) - Freshmen 1922,25,29

GOODMAN, JIM (Florida '74) - Recruiting Coordinator 1991-1993

GRACE, RONNIE (Clemson '62) - Freshmen 1968,69; Defensive Line 1970

GUYON, JOE (Carlisle Institute) - Line 1928,29

HALEY, BRICK (Alabama A&M '89) - Outside Linebackers 1998

HALLMAN, CURLEY (Texas A&M '69) - Linebackers 1979,80; Defensive Backs 1981

HAMILTON - 1922

HARBISON, CHARLIE (Gardner-Webb '82) - Defensive Backs 1995-97,08; Co-Defensive Coordinator/Defensive Backs 2009-11

HARPER, SMOKEY - 1927

HARPER, TOM (Kentucky '53) - Assistant Head Coach, Defensive Line 1981-88

HARVEY, B.C. (Clemson '28) - Line 1928



BRAD SCOTT SERVED 12 SEASONS AS AN ASSISTANT COACH FOR THE TIGERS FROM 1999 THROUGH 2010.

HEFFNER, PETE - Backs 1930-32

HERRIN, LES (Western Carolina '71) - Linebackers 1981-84, Defensive Line 1989-1993; Assistant Head Coach/Defensive Line 1993,94,96-98, Assistant Head Coach/Tight Ends/Tackles 1995

HERRING, REGGIE (Florida State '81) - Inside Linebackers 1993-01, Defensive Coordinator 1997-01

HINES, JACK (West Virginia '71) - Defensive Backs 1999-01; Linebackers 2002; Whips/Rovers 2003; Tight Ends 2004,05

HINSHAW, ROGER (Appalachian State '72) - Outside Linebackers, 1990-1993

HINSON, RANDY (Clemson '36) - Freshmen 1939,40; 1946-48

HOAGLAND, EARL (Purdue) - Offensive Backs 1935,36

HOBBY, MARION (Tennessee '95) - Defensive Line 2005; Defensive Ends 2011

HOLLAND, JIM (Appalachian State '71) - Freshmen 1975

HOLLAND, JOE (Clemson '07) - Backs 1909

HOLLAND, LAWSON (Clemson '75) - Receivers 1979-85

HOWARD, FRANK (Alabama '31) - Line 1931-39

JOHNSON, BOBBY (Clemson '73) - Defensive Coordinator/Defensive Backs 1993.

JOHNSON, ELLIS (The Citadel '75) - Outside Linebackers 1993-96; Defensive Line 1995; Co-Defensive Coordinator 1995; Defensive Coordinator 1996

JONES, BOB (Clemson '30) - Freshmen 1931-39; Offensive Ends/Defensive Ends 1940-65; Defensive Ends 1965-69

JORDAN, WHITEY (Clemson '59) - Freshmen 1959-64; Offensive Ends 1965-67; Offensive Coordinator 1968,69,93; Offensive Line 1970; Offensive Ends 1971,72

KINES, JOE (Jacksonville State '66) - Linebackers 1977,78

KING, BUDDY (Clemson '73) - Offensive Line 1976-1982

KIRK, JERRY (East Tennessee State '63) - Defensive Line 1977

KOENNING, VIC (Kansas State '83) - Defensive Coordinator/Defensive Backs 2005-08

LAYCOCK, JIMMYE (William & Mary '70) - Offensive Coordinator/Offensive Backs 1977-79

LATINA, JOHN (Virginia Tech '79) - Offensive Line 1993-98

LONG, BOBBY (Clemson '69) - Recruiting Coordinator 1968-70

LOVETT, JOHN (C.W. Post '73) - Defensive Coordinator/Defensive Backs 2002-04

MacINTYRE, GEORGE (Miami (FL) '61) - Defensive Backs 1970-72

MAJOR, C.S. (Auburn) - Line 1913

MAXWELL, JOHN (Clemson '04) - Backs 1904

MAY, T.E. - 1922-24

MCCORVEY, WOODY (Alabama State '72) - Tight Ends 1983-85; Wide Receivers 1986-89

McFADDEN, BANKS (Clemson '40) - Defensive Backs 1941,46-49; Freshmen 1950-54; Defensive Backs 1955-69

McLELLAN BILL (Clemson '54) - Freshmen 1966-69

McLEOD, A.P. (Furman) - Line 1927

McMILLAN, GOAT (Clemson '30) - Offensive Backs 1937-41,46-52; Freshmen 1953-64

McWHORTER, MAC (Georgia '73) - Offensive Tackles/Tight Ends 1996-98

MOODY, DARRELL (N.C. State '70) - Offensive Coordinator/Quarterbacks 1996

MOORE, TOM (The Citadel '67) - Junior Varsity 1971-75; Defensive Backs 1976; Receivers 1977,78; Graduate Assistant 1988

MORRIS, CHAD (Texas A&M '92) - Offensive Coordinator/Quarterbacks 2011

MORRIS, W.C. - 1916,19

MOSS, C.S. (Clemson) - Freshmen 1933

MURRAY, DON (Arkansas A&M '66) - Offensive Coordinator/Quarterbacks 1974,75, Running Backs 1973-76

NAPIER, BILLY (Furman '03) - Tight Ends 2006; Tight Ends/Recruiting Coordinator 2007,08; Quarterbacks/Recruiting Coordinator 2008; Offensive Coordinator, Quarterbacks 2009,10

NORMAN, ROCK (Roanoke '15) - Freshmen 1940-42,46-54

NORWOOD, GORDON (Arkansas '69) - Freshmen 1970-72

O'CAIN, MIKE (Clemson '77) - Graduate Assistant 1977; Quarterbacks 2000-04; Offensive Coordinator 2004

OLIVER, BILL (Alabama '62) - Defensive Backs 1986-89; Defensive Coordinator 1989

ORGEL, FRANK (Georgia '61) - Defensive Line 1980

OWEN, DUKE (Georgetown '53) - Freshmen 1970; Offensive Line 1971-75

PADGETT, FRANK (Clemson '21) - Line 1926

PATTON, BOB (Clemson '53) - Freshmen 1966

PEARMAN, DANNY (Clemson '87) - Offensive Tackles & Tight Ends 2008; Assistant Head Coach/Offensive Tackles/Tight Ends 2009,10; Assistant Head Coach/Special Teams Coordinator/Tight Ends 2011

PELL, CHARLEY (Alabama '63) - Assistant Head Coach/Defensive Coordinator 1976

POWELL, ANDRÉ (Indiana '89) - Running Backs 2007-08; Running Backs/Special Teams Coordinator 2009,10

RAMSEY, GEORGE - Backs 1933,35

REEDY, CHUCK (Appalachian State '71) - Offensive Backs 1978-89

RICHARDS, CUL - Line 1924,25

RODRIGUEZ, RICH (West Virginia '86) - Assistant Head Coach/Offensive Coordinator/Quarterbacks 1999,00

ROGERS, TOM (Duke) - Ends 1942

RUMPH, CHRIS (South Carolina '94) - Defensive Line 2006-10

SATTERFIELD, STEVE (South Carolina '60) - Freshmen 1971; Offensive Backs 1972,73

SANDERS, RED (Vanderbilt '26) - Backs 1928-30

SCHILLETTER, WILLIAM A. (Clemson '15) - Line 1915,19

SCOTT, BRAD (South Florida '79) - Assistant Head Coach/Tight Ends 1999-03; Assistant Head Coach/Offensive Coordinator 2000-03; Assistant Head Coach/Offensive Line 2004-06; Associate Head Coach/Offensive Line 2007-10

SCOTT, JEFF (Clemson '02) - Wide Receivers 2008, Recruiting Coordinator/Wide Receivers 2009-11

SEGARS, KEN (Clemson) - Freshmen 1939

SHAW, ED - Backs 1921

SHIVELY, DOUG (Kentucky '59) - Linebackers 1970-72

SMITH, BOB (Furman '34) - Defensive Line 1950-62; Defensive Coordinator/Defensive Line 1963-65, Defensive Coordinator/Linebackers 1966-69

SMITH, THIELEN (Louisiana State '77) - Defensive Line 1999-03; Whips/Rovers 2004

SPENCE, ROB (Iona '81) - Offensive Coordinator/Quarterbacks 2005-08

STEELE, KEVIN (Tennessee '81) - Defensive Coordinator/Linebackers 2009-11

STEELMAN, HAROLD (Arkansas '55) - Defensive Line 1973-76

STOCKSTILL, RICK (Florida State '82) - Quarterbacks 1989-93; Wide Receivers 1994-02; Passing Game Coordinator 1993; Co-Offensive Coordinator 1993-95; Recruiting Coordinator 1998-02

STOKLEY, NELSON (Louisiana State '68) - Quarterbacks 1980-85; Offensive Coordinator 1982-85

SWINGER, BILL (S.C. State '65) - Freshmen 1973-75

SWINNEY, DABO (Alabama '93) - Wide Receivers 2003-06; Assistant Head Coach/Wide Receivers 2007,08

TROTT, BOBBY (North Carolina '76) - Defensive Coordinator 1990

VAN DER HEYDEN, LARRY (Iowa State '62) - Offensive Line 1979-92, Offensive Coordinator 1990-92

WADE, DON (Clemson '52) - Freshmen 1953-58; Offensive Line 1959-67; Administrative Assistant 1983-88

WALLER, CHARLEY (Oglethorpe '42) - Offensive Backs 1957-65

WARE, BILLY (Clemson '70) - Defensive Backs 1978; Defensive Ends 1979; Administrative Assistant 1980

WEST, RON (Clemson '79) - Offensive Line 1999-03; Outside Linebackers 2004-08

WEST, TOMMY (Tennessee '75) - Defensive Ends 1982-89

WHITE, W.P. (Clemson '10) - Offensive 1910

WHITT, RICK (Catawba '76) - Defensive Backs 1980,81; Defensive Ends 1982,83

WILD, ORMAND (Clemson '54) - Freshmen 1965

WILLIAMS, R.C. - 1908

WILSON, RICHARD (Arkansas '81) - Wide Receivers 1990-92

WISE, CARL (King '37) - Offensive Backs 1955,56

WRENN, CLYDE (N.C. State '65) - Freshmen 1972; Recruiting Coordinator 1973-77, 1985-90

YOUNG, THEO (Arkansas '88) - Wide Receivers 1993



OVERVIEW
COACHES
UNIVERSITY
TRADITIONS
PLAYERS
REVIEW
OPPONENTS
RECORDS

LETTERMEN

A		
Player	VL	Year(s)
Aaron, Jack	3	1961,62,63
Abdullah, Rahim	3	1996,97,98
*Abell, Frank	2	1931,32
Abney, Terrence	1	1992
Abrams, Jimmy	2	1966,67
Adams, Eddie	1	2008
*Adams, J.P.	3	1914,15,16
Abreu, Ed	1	1978
Adams, Dymon	1	1998
*Adams, Gaines	4	2003,04,05,06 ^{cc}
Adams, Keith	3	1998,99,00
Adams, Spencer	2	2009,10
Adams, Rod	1	1991
Addison, Jimmy	3	1965,66,67 ^{cc}
*Adkins, Gary	4	1976,77,78,79
Albergothi, Toby	1	2002
Alexander, Gary	3	1973,74,75
Alexander, Kevin	4	2006,07,08,09
Alford, Hugh	1	1945
*Alford, J.L.	1	1916
*Aliffi, Vic	2	1961,63
*Allen, Banks	2	1906,07
Allen, Dwayne	3	2009,10,11
Allen, Michael	4	1995,96,97,98
Allen, Terry	3	1987,88,89
Allen, Thad	4	1974,75,76,77
Alley, Kendall	3	1981,82,83
*Allison, J.W. (Switzer)	4	1917,18,19,20
Altman, Ed	2	1996,97
Ammons, Billy	3	1966,67,68 ^{cc}
Anderson, Ben	3	1970,71,72
Anderson, Jack	3	1968,69,70
*Anderson, Joe	3	1960,61,62
*Anderson, Randy	3	1985,86,87
Anderson, Sam	3	1958,59,60
Anderson, Tony	3	1970,71,72
Anderson, Willie	3	1972,73,74 ^{cc}
Andreas, Karl	3	1971,72,73
Andreo, Ron	3	1959,60,61 ^{cc}
Andrews, Daniel	4	2008,09,10,11
Ankuta, Neuf	2	1954,55
Anthony, Stephone	1	2011
Anthony, Vernie	2	1981,82
Ard, Wendall	2	1943,44
Ardley, Alex	3	1998,99,00
Arii, Obed	4	1977,78,79,80
*Armstrong, F.E. (Boo)	3	1918,19,20 ^c
*Armstrong, Hoyt	1	1921
Armstrong, Junior	1	1930
Armstrong, Lon	3	1959,60,61
Arrington, Vandell	3	1981,82,83
*Arthur, Gary	3	1966,67,68
*Asbill, Henry	3	1927,28,29
Ashe, Terrance	4	2007,08,09,10
Austin, Cliff	4	1978,80,81,82
Austin, Javis	2	1997,98
*Austin, P.B. (Plowboy)	2	1925,26
Austin, Thomas	4	2006,07,08,09 ^{cc}
*Avery, Wingo	3	1953,54,55 ^{cc}

B		
Player	VL	Year(s)
Baham, Curtis	3	2003,04,05
*Bailes, J.P.	3	1919,20,21
*Bailes, W.B.	1	1922
*Bailey, Bob	3	1936,37,38
Bailey, Greg	1	1987
Bailey, Matt	4	1998,99,00,01
Bailey, Rick	3	1982,83,84
Bak, Jeff	4	1985,86,87,88
Baker, Archie	3	1950,51,52
Baker, Bryan	1	2007
Baker, Carl	1	1996
Baker, Wayne	3	1969,70,71
Baldwin, Bob	1	1964
Baldwin, Mike	1	1974
Balles, Joe	2	1961,63
Banasiewicz, Brent	3	1995,96,98
*Banks, B.C. (Stumpy)	5	1915,16,17,18 ^c ,19 ^c
Barbary, Bill	2	1955,57
Barber, Mike	4	1991,92,93,94
Barfield, Don	3	1964,65,66
Barnes, Daniel	1	2010
Barnes, Gary	3	1959,60,61
Barnes, Tavaris	1	2011
Barnette, Jimmy	2	1968,69
*Barnwell, T.G.	1	1902

Barry, Durrell	4	2006,07,08,09
Barter, Lynn	2	1971,72
*Bartlet, J.H.	1	1917
Bartley, Howard	3	1996,97,98
Barton, Paul	1	1994
Barton, Tom	3	1950,51,52
Basich, Rick	1	1980
Basileo, Derek	1	1997
*Bates, Joe A. (Warhorse)	3	1909,10,11
*Bates, J. Mc	1	1918
Bauman, Charlie	4	1977,78,79,80
Beasley, David	1	2011
Beasley, Gene	4	1985,86,87,88
Beasley, Kenny	1	1985
Beasley, Vic	1	2011
Bell, Jimmy	3	1962,63,64 ^{cc}
Bell, Randy	1	1967
Bell, Larry	2	1969,70
Bell, Wayne	3	1964,65,66
Bell, William	1	1988
Bellamy, Mike	1	2011
*Bellows, C.A.	1	1900
Belton, Mitch	3	1988,89,90
Bench, Elmer	4	1994,95,96,97
Bengel, Gordy	3	1971,72,73
Benish, Dan	4	1979,80,81,82
Bennett, Charles	4	2002,03,04,05 ^{cc}
Bennett, Nathan	4	2003,04,05,06
Benton, Spencer	3	2009,10,11
Berlin, Steve	3	1983,84,85 ^{cc}
Berry, Mike	1	1989
*Berry, Joe (Net)	3	1934,35,36 ^c
Berryhill, Tony	3	1979,80,81
Bethea, Fitzhugh	1	1983
Bethea, Frank	3	1973,74,75
Bever, Joe	1	2002
Beville, Scott	3	1988,89,90
Billie, Tramaine	4	2003,04,05,07
*Bissell, Paul L.	3	1909,10,11 ^c
*Black, Carl	3	1936,38,39 ^{cc}
*Black, Manuel	3	1934,35,36 ^{cc}
Black, Nick	3	2000,01,02
Black, Tommy	1	1961
*Black, Wendall	3	1959,60,61
Blackwelder, Tim	1	1975
Blackwell, Joe	2	1963,64
*Blain, J.M.	1	1896
Blakeney, Rock	1	1930
*Blalock, Joe	3	1939,40,41
Blanton, Bo	2	1979,80
*Blease, J.W.	2	1898,00
*Blessing, Jim	2	1939,40
Blinsky, Nick	1	1993
Blunt, Rodney	4	1990,91,92,93

Bodine, Rob	3	1989,90,91 ^{cc}
Bodrick, Altroly	4	1998,99,00,02
Bolin, Doug	1	1991
Bollinger, Rich	1	1976
Bolubasz, John	3	1971,72,73
Boozer, Tom	3	1972,73,74
Bosler, Bob	3	1970,71,72
Bost, Ed	3	1959,60,61
Bostic, Jeff	3	1977,78,79
Bostic, Joe	4	1975,76,77,78
Bounds, David	1	1981
Bowen, Joe	2	1953,55
Bowers, Da'Quan	3	2008,09,10
Bowick, Ray	1	1958
Bowlan, Roland	2	1973,74
Bowles, H. Julian	3	1923,24,25
Bowles, M.G. (Monk)	3	1929,30,31
Bowman, Nick	3	1979,80,81
Boyd, Tajh	2	2010,11
Boyer, Shelton	3	1983,84,85
Boyette, Johnny	3	1962,64,65 ^{cc}
*Boykin, Bolivar	1	1909
*Box, Carlon	1	1984
Bradford, Eric	2	1995,96
*Bradley, L.T. (Prep)	1	1925
*Brady, Kevin	2	1984,85
Branch, Andre	4	2008,09,10,11 ^{cc}
*Brandon, T.B.	3	1914,15,16
Brantley, Craig	3	1973,74,75
Brantley, Derrick	2	2001,02
Branton, Joey	3	1965,66,67
Bratton, Bruce	4	1988,89,90,91
Bray, Cliff	3	1976,77,78
*Breedlove, Billy	1	1956
*Breedon, Joe	1	1901
Breeland, Bashaud	1	2011
Brewer, Xavier	3	2009,10,11
Brewster, Doug	4	1987,88,89,90
Brice, Michael	1	1996
Brickley, Glenn	1	1985
Brisacher, Art	3	1971,72,73
Brisending, Rod	1	1946
*Bristol, W.H.	3	1912,13,14
*Britt, Ben	3	1910,11,12 ^c
*Britt, D.C. (Toots)	2	1907,09
*Britt, S.L.	1	1910
Broadwater, Crosby	2	1986,87
Brodie, Bunny	2	1948,49
*Brock, W.T.	2	1896,97 ^c
Bromell, Lorenzo	2	1996,97
Brooks, Jonathan	4	1975,76,77,78
Broomfield, Donald	4	1995,96,97,98 ^{cc}
Brown, Dave	1	1962
Brown, Gary	4	1979,80,81,82

*Brown, H.W.	1	1916
Brown, Jaron	3	2009,10,11
Brown, Kantrell	4	2008,09,10,11
Brown, Ken	4	1980,81,83,84
Brown, Kourtnei	4	2007,08,10,11
Brown, Lester	4	1976,77,78,79
Brown, Lockie	1	1981
Brown, Marlon (Bubba)	4	1976,77,78,79 ^{cc}
Brown, Mike	3	1989,90,91
Brown, Norris	4	1989,90,91,92
Brown, Ray	4	1979,81,82,83
Brown, Ricky	3	1971,72,73
Brown, Roy	4	1980,81,82,83
*Brown, Tom I.	3	1933,34,35
*Browne, G.H. (Skeet)	1	1913
Browning, Kyle	3	2003,04,05
Browning, Sebo	1	1984
Brumley, Lacy	4	1974,75,76,77
Brunson, Jack	3	1948,49,50
Brunson, Lawrence	2	1984,85
*Bruorton, H.B.	3	1954,55,56
*Bryant, Bill	3	1935,36,37
Bryant, Dwayne	3	1990,91,92
Bryant, Jeff	4	1978,79,80,81
*Bryant, Joe	3	1950,51,52
Bryant, Martavis	1	2011
*Bryant, Shad	3	1937,38,39
Bryant, Terry	4	1997,98,99,00
Buchholz, Mark	2	2007,08
Buckner, Brentson	4	1990,91,92,93
Buckner, Mike	3	1971,72,73 ^{cc}
Buford, William	1	1992
Bukowsky, Dick	3	1969,70,71
Bullard, Wilbur	1	1983
Bulman, Matt	1	1994
Burdren, Jim	4	1994,95,96,97
Bunton, Donnie	3	1955,56,57
Bunton, Ted	3	1962,63,64 ^c
Burbick, Bruce	1	1967
Burgess, Robert	2	1973,74
Burgner, Grady	3	1967,68,69
Burley, Rion	1	1993
*Burnett, George	3	1966,67,68
Burnette, Derek	2	1992,93
Burnette, Kevin	1	2003
*Burton, C.C.	2	1921,22
Burton, Dave	1	1965
Burton, Richard	1	1984
Buscher, L.E.	2	1934,36
Bush, Jack	3	1955,56,57
Bush, Jovon	4	1998,99,00,01
Bussey, Charlie	3	1954,55,56 ^c
Bussie, Arthur	2	1990,91
Bustle, Rickey	3	1974,75,76
Butcher, Brian	3	1980,81,82
Butler, Butch	4	1941,42,43,45
Butler, Crezdon	4	2006,07,08,09
Butler, Jerry	3	1976,77,78
Butler, Matt	4	1995,96,97,98
Butler, Richard	3	1982,83,84
Buttermore, Curt	3	1972,73,74
Butz, Sam	1	1945
*Byers, Monty	1	1942
*Byrd, Gary	3	1950,51,52
Byrd, Gary	4	1999,00,01,02

C		
Player	VL	Year(s)
*Cagle, Bully	3	1940,41,42
Cagle, John	3	1966,67,68
Cagle, Mavis	4	1944,45,46,47
Cain, Harold	3	1974,75,76
Cain, Jack	3	1978,79,80
Cain, Sammy	3	1967,68,69
Caldwell, Charlie	2	1969,70
Caldwell, Mark	1	1980
Calhoun, Darren	4	1990,91,92,93
Callahan, Sonny	1	1971
Callicutt, Ken	4	1973,74,75,77
Calvert, Forrest	2	1950,53
*Calvert, Jackie	3	1948,49,50
*Calvert, Jim	2	1949,50
Cameron, DeChane	3	1989,90,91 ^{cc}
*Camp, Bill	1	1904
Campbell, Blake	1	1988
Campbell, Jeremy	4	2006,07,08,09
Candler, Steedley	1	1967
*Cann, George	2	1920,21
Cannon, Brandon	3	2003,05,06



BRENTSON BUCKNER



LETTERMEN

OVERVIEW
COACHES
UNIVERSITY
TRADITIONS
PLAYERS
REVIEW
OPPONENTS
RECORDS

*Cannon, C.L.	1	1907
*Cannon, W.M.	1	1915
Caplan, Stu	2	1964,65
Capote, Christian	3	2005,06,07
Caputo, Paul	3	1990,91,92
Carey, Chris	1	2006
Carothers, Rocky	3	1948,49,50
Carr, Brian	1	2003
Carr, Michael	1	1989
Carson, Chad	4	1998,99,00 ^c ,01 ^c
*Carson, Gene	2	1948,49
*Carson, Jules L. (Doc)	4	1910,11,12,13
Carson, Lynn	2	1973,75
Carswell, Robert	4	1997,98,99,00
Carter, Andre	4	1993,94,95,96
*Carter, Bert	1	1906
Carter, Henry	4	1984,86,87,88
Carter, Oscar	2	1969,70
Case, Johnny	3	1961,62,63
Cassady, Sonny	3	1968,69,70
Cassidy, Richard	1	1992
Catanzaro, Chandler	2	2010,11
*Cathcart, Joe	1	1933
Catoe, Jimmy	3	1966,67,68 ^c
Cauble, Charlie	1	1969
*Caughman, F. Porter	1	1907
*Caughman, Kenny	3	1911,12,13
Chamberlain, Force	3	1970,71,72
Chambers, Sadat	4	2006,07,08,09
Chancellor, Chris	4	2006,07,08,09 ^c
Chancellor, Demerick	1	2006
Chandler, Tommy	1	1949
Charpia, Bo	1	2001
Charpia, Ryan	2	2003,04
Charpia, Rusty	3	1986,87,88
Chappelle, Glenn	1	1984
Chappell, Henry	1	1943
Chappell, James	3	1995,96,97
*Charleston, Pat	3	1983,84,85
Chason, Cole	4	2003,04,05,06
Chatlin, Rabbit	3	1957,58,59
Chavis, Miguel	4	2007,08,09,10
Chavous, Raymond	4	1985,86,87,88
Cheatham, Andy	3	1982,83,84
Cheek, Randy	2	1980,81
Chester, Jermyn	3	2000,01,02
Childers, Stan	1	1971
Childers, Tim	3	1981,82,83
Childers, Tracy	2	1962,63 ^c
Childers, Wilson	3	1965,66,67
Childress, Gary	4	1997,98,99,00
*Childress, John	3	1948,49,50
Childress, O.J.	4	1995,96,97,98
Chipley, Bill	2	1940,41
*Chovan, Phil	1	1938
*Chreitzberg, C.K.	1	1898

*Chreitzberg, A.M.	1	1896
Christian, Quandon	2	2010,11
Chuy, Don	2	1961,62
Ciniero, Geoff	2	1985,86
Ciurciu, Vince	2	1998,99
Clamp, John	1	1991
Clanton, Ray	4	1945,46,47,48
*Clardy, Warren	1	1904
Clark, Brian	3	1979,80,81
*Clark, Chip	3	1942,45,46 ^c
Clark, Donnell	4	2003,04,05,06
Clark, Dwight	4	1975,76,77,78
*Clark, W.C.	2	1906,07
Clay, Antonio	3	2005,06,07
Clayton, David	1	1984
Clear, Brandon	3	2008,09,10
Clear, Byron	2	2008,09
Clemons, Chris	4	2005,06,07,08
Cleveland, Olin	2	1945,46
Clifford, Chris	2	1975,76
Clifford, Mark	1	1979
*Cline, Doug	3	1957,58,59
Cloy, Mason	4	2008,09,10,11
Cobb, Joe	1	1989
Cobb, Maret	3	1972,73,74
*Cochran, J.T. (Boots)	3	1908,09,10
Cockfield, Barry	1	1966
Coffey, Bob	2	1974,75
*Cogburn, H.L.	1	1903
*Colbert, W.C. (Pinky)	3	1919,20,21
Coleman, Bob	3	1959,60,61
*Coleman, Dan	3	1937,38,40
Coleman, Duane	4	2003,04,05,06
Coleman, Eric	4	2001,02,03,04 ^c
Coleman, Jim	3	1954,55,56
*Coles, Marion (Pony)	3	1910,11,12
*Coles, Stick	3	1906,07,08 ^c
Coley, James	4	1985,86,87,88
Collins, Jason	3	1994,95,97
*Collins, Joe	1	1928
Collins, Michael	2	2003,04
Compton, Gary	2	1958,59
Cone, Fred	3	1948,49,50 ^c
*Connelly, Bill	2	1909,10
Conner, Kavell	4	2006,07,08,09 ^c
*Cook, Pete	3	1950,51,52
Cooper, Gary	4	1986,87,88,89
Cooper, Jay	3	1964,65,66
Cooper, Richard	2	1963,64
Cooper, Sam	1	2011
Cooper, Scotty	3	2007,08,09
Cordileone, Lou	3	1957,58,59
*Cornell, Mike	3	1973,74,75
Coursey, Tom	1	1949
*Cox, Carol	4	1945,47,48,49
*Cox, Cary	2	1946,47 ^c


Cox, Ed	1	1949
*Cox, Jack	2	1948,49
*Cox, M.E.	2	1914,15
*Cox, Jr., Walter	2	1938,39
Cox, Walter III	3	1961,62,63
*Cox, Wyatt	2	1957,58
Craig, Arthur	3	1965,55,67
Craig, Bob	3	1966,68,69
Craig, Joe	1	2011
*Craig, Johnson	2	1931,32
*Craig, Marion (Hawk)	3	1940,41,42 ^c
Crain, Pat	3	1962,63,64
Crain, Willis	1	1954
Crawford, Barclay	3	1950,51,52
Crawford, Corey	1	2011
Crawford, Craig	2	1983,84
Crawford, Eddie	1	1974
Creed, Steve	1	2003
Crite, Brendon	3	1980,81,82
Crolley, Ronnie	3	1959,60,61
Crooks, Kenya	3	1994,95,96
Cropp, Willie	2	1966,68
Crosby, Roscoe	1	2001
Cross, Marvin	3	1992,93,94
*Crout, Sammy	2	1958,59
Croxton, Bill	3	1933,34,35
Cruce, Jeff	2	1983,84
Crutchfield, Darrel	4	1997,98,99,00
*Cumbie, Alton	2	1944,45
Cumbie, Jamie	3	2006,07,09
Cunningham, Bennie	3	1973,74,75 ^c
Cunningham, James	1	1975
*Cummings, Pony	3	1932,33,34
Currie, Airese	4	2001,02,03,04 ^c
Currie, Rudy	3	1995,96,97
Curry, Carlos	4	1992,93,94,95
Curtis, Ralph	1	1946
Curtis, Rodney	1	1985
*Cuttino, H.B. (Hop)	2	1925,26
Cyrgalis, Pat	1	1999

Player	VL	Year(s)
Daigneault, Doug	2	1958,59
*Dailey, B.T.	1	1915
Daniel, Ralph	3	1969,70,71
Danforth, Kenny	3	1983,84,85
Dantzler, Ellis	3	1963,64,65
Dantzler, Woodrow	4	1998,99,00,01 ^c
*Davidson, L.S.	2	1925,26
Davis, Billy	4	1980,81,82,83
Davis, Chip	4	1986,87,88,89
Davis, David	4	1988,89,90,91
Davis, Dexter	3	1988,89,90
*Davis, Fotsie	3	1930,31,32
*Davis, Guy	3	1926,27,28
Davis, Hal	3	1962,63,64
Davis, Heide	3	1970,71,72
Davis, James	4	2005,06,07,08 ^c
Davis, Jason	4	1990,91,92,93
Davis, Jeff	4	1978,79,80,81 ^c
Davis, Jerry	2	1972,73
Davis, Jud	4	1944,45,47,48
Davis, Kalon	1	2011
Davis, Orlando	1	1995
*Davis, St. Clair	1	1928
Davis, Ty	3	1982,83,84
Davison, Kyle	1	2008
Dawkins, Brian	4	1992,93,94,95
Dawson, Eric	1	1985
Day, Dean	1	1981
Dean, Jad	4	2003,04,05,06
*Deanhardt, Luke	4	1946,47,48,49
Deanhardt, Jr., Luke	1	1971
DeBardelaben, Bob	2	1958,59
DeBeer, Tim	4	2003,04,05,06
Decock, Bruce	3	1971,72,73
*DeCosta, E.J. (Beef)	2	1901,02
*Deitz, Frank	2	1939,40
*DeLoach, Billy	1	1949
Deluiliis, Frank	4	1985,86,87,88
Delusme, Ronny	3	2001,02,03
Demaras, Steven	1	2011
Demery, Pete	1	1981
Demps, Reggie	2	1989,90
DePew, Bill	2	1968,69
DePrimio, Nick	1	2003
*Derrick, O.L. (Puss)	3	1903,05,06
Derriso, Steve	4	1990,91,92,93

DeSimone, Dick	3	1954,56,57
DeSue, Tony	4	1993,94,95,96
Devane, William	4	1980,81,82,83
Dial, Alex	1	1992
*Dickson, Laury	1	1905
Dieckmann, Phillip	1	2004
Diehl, Chad	4	2008,09,10,11 ^c
Diggs, Bubba	4	1978,79,81,82
*Dillard, Bill	3	1932,33,34
DiMucci, Dan	3	1949,50,51
Dingle, Adrian	4	1995,96,97,98
Diomande, Andrew	1	2006
Dixon, Bruce	1	1989
Dixon, Terrance	1	1992
Dolce, Chris	2	1978,79
Donaldson, Richard	3	1982,83,84
Dorn, Jim	3	1969,70,71
*Dotterer, E.G. (Gilly)	2	1922,23
Dotherow, Fudge	1	1962
*Douthit, Claude (Pug)	4	1898,99,00,01 ^c
Downer, Cole	2	2004,05
Downs, Anthony	2	1994,95
*Dozier, Ted	3	1931,32,33
Drag, Mark	4	1985,86,87,88
Driver, Stacey	4	1982,83,84,85
*Duckett, Graves	1	1916
*Ducworth, Joe	3	1898,99,00
Ducworth, C.H.	1	1974
Ducworth, George	3	1968,69,70
Ducworth, Ronnie	3	1966,67,68 ^c
Ducworth, Thomas	1	1973
Dukes, Marion	4	2003,04,05,06
*Dukes, Mike	3	1956,57,58
Duley, Tom	1	1965
Dumas, Charlie	3	1962,63,64
Duncan, John	1	1984
Dunhan, David	4	2002,03,04,05
*Dunlap, Tom	2	1919,20
Dunn, K.D.	4	1981,82,83,84
Dunnican, Kelton	3	1994,95,96
*Durham, Steve	4	1977,78,79,80
Dye, Xavier	4	2007,08,09,10
Dyer, Clint	3	1945,46,48
*Dyess, Jimmie	1	1929

Player	VL	Year(s)
Earle, James	4	1984,85,86,87
*Earle, J.C.	1	1900
Early, John	1	2008
Eason, Nick	4	1999,00,01,02 ^c
Easton, Lance	2	1991,92
Eaves, Robin	1	1990
Eberhart, Terry	1	1958
Edwards, Antwan	4	1995,96,97,98
Eidson, Wesley	2	1967,68
Eley, Thomas	1	1975
Ellenburg, Charlie	2	1966,67
Ellington, Andre	3	2009,10,11
Elliott, Tony	4	2000,01,02,03 ^c
Ellis, David	2	1999,00
Ellis, Joe	3	1981,83,84
Ellis, Wesley	3	1996,97,98
*Ellison, Gill	2	1904,05
Elvington, B.B.	3	1968,69,70 ^c
*Emanuel, Emmett	3	1920,21,22 ^c
*Emerson, Jack	1	1947
Engel, Karl	1	1962
English, Tom	1	1968
Enzor, Scott	2	1985,86
Eppes, Roy	2	1976,77
Eppley, Mike	3	1982,83,84 ^c
*Epps, M.H. (Pepper)	1	1910
Esgro, Greg	1	1984
*Eskeu, H.L. (Bud)	3	1925,26,27 ^c
Ethridge, Brooks	1	1970
Ethridge, Don	3	1969,70,71
Etta-Tawo, Etta	1	2006
Evans, Charlie	1	1962
Evans, David	3	1997,98,99
Evans, Leomont	4	1992,93,94,95
Eyler, Rick	2	1968,70
*Ezell, J.F. (Sam)	2	1909,10
*Ezell, R.B. (Doc)	1	1912

Player	VL	Year(s)
Fabers, Leon	2	1972,73
Facciolo, Mike	3	1964,65,66 ^c



WALTER COX, JR.

CLEMSONTIGERS.COM

LETTERMEN



TYLER GRISHAM

Faerber, Nelson	3	2006,07,08
Fajgenbaum, Phillip	2	2010,11
Farnham, Dave	3	1969,70,71
Farr, James	4	1980,81,82,83 ^{cc}
Feaster, Rodney	4	1999,00,01,02
Fellers, Mark	3	1972,73,74 ^{cc}
*Fellers, Stan	3	1932,33,34
Few, Bill	3	1955,56,57
*Fewell, J.A. (Jake)	2	1924,25
Fewster, Butch	3	1990,91,92
Fields, Stacy	4	1987,88,89,90 ^{cc}
*Finklea, Gary	3	1923,24,25 ^c
*Finley, States Right G.	2	1916,17
Fisher, Brad	3	1979,80,81
Fitzpatrick, Pat	1	1978
Flagler, Terrence	4	1982,84,85,86 ^{cc}
*Flathman, Gene	1	1936
*Fleming, F.	2	1907,08
*Fleming, J.M. (Fatty)	1	1925
*Fleming, Vic	2	1930,31
*Fleming, W.H.	2	1929,30
Flesch, Jeb	4	1988,89,90,91
Fletcher, Rodney	2	1988,89
Flowers, Bradley	1	2007
Flowers, Kenny	4	1983,84,85,86
*Floyd, George	2	1939,40
*Floyd, Joe	1	1993
Fogle, Lou	3	1961,62,63
*Folger, Mac	3	1934,35,36
Forbush, Matt	1	2005
Ford, Andy	4	1993,94,95,96
Ford, Brandon	3	2009,10,11
Ford, Jacoby	4	2006,07,08,09
Ford, Peter	4	1993,94,95,96
*Fordham, Red	2	1930,31 ^c
Forney, Warren	4	1991,92,94,95
Foster, Jon	1	1988
*Forsythe, J.A. (PeeWee)	3	1901,02,03
*Forsythe, W.C.	4	1898,99,00,01
Fortner, Jeff	2	1991,92
Fountain, Maurice	4	2001,02,03,04
Fox, Angelo	2	1987,88
Fox, DoMarco	4	1996,97,98,99
Francis, Touré	3	2000,01,03
Franklin, Chris	2	1993,94
*Franklin, Harry	2	1941,42
Freeman, Dalton	3	2009,10,11
*Freeman, Eddis	4	1943,44,45,46
*Frew, W.L. (Red)	1	1918
Frierson, Bob	1	1982
*Fritts, George	3	1939,40,41
Fry, Dustin	4	2003,04,05,06
Fry, Roman	4	2003,04,05,06
Fudge, Jamaal	4	2002,03,04,05 ^{cc}
Fuller, Steve	4	1975,76,77 ^{cc} , 78 ^{cc}

Fulmer, John	3	1967,68,69
Funderburk, Mike	1	1968
Furr, Stephen	3	2002,04,05
*Furtick, Fritz	4	1903,04,05,06 ^c

Player	VL	Year(s)
Gabriel, Elsmore	2	2006,07
Gaddis, C.J.	3	2004,05,06
*Gage, Bobby	4	1945,46,47,48
Gaillard, Jerry	4	1978,79,80,81
*Gainer, Chick	4	1943,46,47,48
Gaither, Darius	1	2007
Galloway, G.G.	4	1972,73,74,75
Galuska, Pete	3	1969,70,71
Gamble, Jason	2	1997,98
*Gandy, A.P. (Hop)	4	1909,11,12,13 ^c
*Gantt, W.A.	1	1905
*Gantt, Jonnie	1	1902
Gardner, Joel	2	2000,01
Gardner, Rod	4	1997,98,99,00 ^{cc}
Gardocki, Chris	3	1988,89,90
Garrick, Richard	3	1966,67,68
*Garrison, Bill	2	1902,03
*Garrison, C.C.	1	1923
Garrison, Gene	1	1953
*Gaskin, Dreher	3	1950,51,53 ^{cc}
Gasque, Mike	2	1980,81
*Gassaway, Jim	2	1928,29
Gaston, Clark	3	1961,62,63
*Gaston, R.T.	3	1905,06,07
Geathers, Eddie	3	1978,79,80
*Gee, C.F. (Little Mutt)	3	1912,13,14
*Gee, J.G. (Mutt)	4	1914,15,16,17
Gehret, Guy	3	1972,73,74
Gemas, Kevin	2	1983,84
Gennerich, Gary	3	1970,71,72
*Gentry, Charlie	3	1896,97,98
*Gentry, Frank	3	1950,51,52
*George, A.P.	2	1899,00
George, Buck	4	1951,52,53,54 ^{cc}
Gerald, Henry	1	1965
Gerrald, Steve	1	1988
Geter, Eric	4	1989,90,91,92
*Gettys, E.F. (Red)	4	1918,19,20,21
Gibbs, Steve	4	1974,76,77,78
Gibson, Cameron	1	1988
Gibson, Ford	2	1972,75
Gibson, Tyrone	3	1989,91,92
Gilchrist, Marcus	4	2007,08,09,10 ^{cc}
Gillespie, Bill	1	1943
*Gillespie, Dick	2	1948,50
Gillespie, Frank	3	1946,47,48
Gillespie, Nathan	3	2000,01,02
Gilliam, Sergio	4	2003,04,05,06

*Gilmer, Grover G.	4	1917,19,20,21
*Gilmer, Frank	3	1908,09,10
Gilstrap, Clay	2	1986,87
Gilstrap, Earl	2	1970,71
Gilstrap, Rick	3	1969,70,71
Glaze, Coleman	3	1960,61,62
Glenn, Ed	2	1993,94
Glenn, Joe	4	1979,80,81,82
Gobble, Robert	1	1958
Godfrey, Steve	2	1976,77 ^{cc}
Goehring, Jim	2	1976,77
Goff, Johnnie Mac	1	1968
Goggins, Harold	4	1975,76,77,78
*Goins, Gus	3	1936,37,38
Goldberg, Bob	2	1977,78
Goodine, Duane	1	2000
*Gooding, R.F. (Fatty)	1	1904
Goodloe, John	1	1977
Goodman, Malliciah	3	2009,10,11
Goodson, Robert	1	1996
Goudelock, David	2	1990,91
Gordon, Chuck	1	1976
Gore, Buddy	3	1966,67,68
Goss, Dennis	2	1971,72
Graham, Bernie	2	1950,51
*Graham, George	1	1944
Granger, Ty	4	1985,86,87,88
Grant, Jamarcus	3	2006,07,08,09
Grant, Kelvin	2	2003,04
Gravelly, Mike	1	1974
*Gray, Bill	1	1911
Gray, Ricky	1	1980
Grdijan, John	3	1955,56,57 ^{cc}
*Green, Harry	2	1901,02
Green, Mervin	1	1988
Green, Zach	2	2004,06
Greene, Adrian	2	1996,97
Greene, Earle	2	1955,56
Greene, Gerry	1	1991
*Greene, Johnny	1	1955
Greene, Nealon	4	1994,95,96,97
Greenawalt, Stan	1	1973
*Gresham, Metz	1	1929
Gressette, Larry	3	1951,52,53 ^{cc}
Gressette, Nathan	3	1951,52,53 ^{cc}
Grier, Marrio	2	1992,93
Griffin, Steve	4	1982,84,85, 86
Griffith, Frank	2	1954,55
*Grigsby, Billy Luke	3	1948,49,50
Grimes, Tyler	3	1986,87,88
Grisham, Tyler	4	2005,06,07,08 ^{cc}
Groover, Cory	2	2004,05
Gue, Tommy	3	1959,60,61
Guess, Henry	4	1992,93,94,95
*Gunnells, Bill	2	1928,29
Gunnells, Dan	3	1965,66,67
Guy, Ruben	1	1932

Player	VL	Year(s)
Haddock, Lee	2	1970,71
Hafley, Charles	4	1998,99,00,01 ^{cc}
Hagen, Arthur	1	1944
Haglan, J.D.	3	1976,77,78
*Hair, Billy	3	1950,51,52 ^{cc}
*Hair, J.C.	3	1924,26,27
Hairston, Chris	4	2007,08,09,10 ^{cc}
Hall, Ben	4	2001,02,03,04
*Hall, Bill	3	1938,39,40 ^{cc}
Hall, Delton	4	1983,84,85,86
Hall, Hollis	3	1979,80,81
Hall, Howard	4	1989,90,91,92
Hall, Lamont	4	1994,95,96,97
Hall, Les	4	1989,90,91,92
Hall, Rashard	3	2009,10,11
*Hall, R.M. (Fatty)	3	1926,27,28
Hall, Wade	2	1960,63
*Hamer, Ray	3	1939,40,41
Hamilton, Derrick	3	2001,02,03
*Hamilton, R.G.	1	1896 ^c
Hamlin, Michael	4	2005,06,07 ^{cc} , 08 ^{cc}
*Hammett, L.O.	1	1918
Hammond, Brian	1	1985
Hammond, Vance	4	1987,88,89,90 ^{cc}
Hamrick, Tucker	1	1999
*Hane, J.K.	3	1924,25,28
Haney, Don	2	1971,72
Hankins, Kelvin	3	1989,90,91
Hankinson, Crimmins	2	1953,54

*Hankle, Witt H.	3	1908,09,10 ^c
Hansford, Ogden	3	1974,75,78
*Hanvey, Ernest	1	1913
*Hanvey, George	2	1897,98
*Hanvey, Jock T.	4	1896,97,02,03
*Hardin, L.G.	1	1916
Harman, Dean	1	1991
Harmon, Eric	4	1987,88,89,90
*Harmon, H.M. (Duck)	3	1914,15,16
*Harmon, S.E. (Pat)	3	1922,23,24
Harper, Charles	1	2002
Harper, Cullen	3	2006,07 ^{cc} , 08 ^{cc}
Harper, J.C.	4	1985,86,87,88
Harper, Jamie	3	2008,09,10
Harpis, Wayne	4	1986,87,88,89
Harrell, Cliff	4	2002,03,04,05
Harrell, Ricky	3	1970,71,72
*Harris, H.S. (Lazy Bill)	3	1914,15,16
Harris, John	3	1990,91,92
*Harris, L.D.	1	1919
Harris, La'Donte	4	2004,05,06,07
Harris, Reggie	3	1986,87,88
Harris, Rudy	3	1990,91,92
Harrison, Will	1	2011
Hart, Chris	1	1989
*Hart, Willard L. (Bub)	2	1916,17
*Harvey, B.C. (Chubby)	2	1925,26 ^c
*Harvey, Randy	2	1967,68
*Harvey, S.A. (Speck)	1	1922
Harvey, Travis	2	1993,95
Harvin, Lionell	3	1929,30,31
*Harvley, Clyde	1	1931
Haselden, David	1	2002
Hatcher, Dale	4	1981,82,83,84
Hatcher, Jesse	2	1987,88
Hauser, Tad	1	1980
Hausgen, Ed	4	1992,93,94,95
*Hayden, C.J.	1	1911
Hayes, Rudy	3	1956,57,58 ^{cc}
Haynes, Joey	1	1987
Haynes, Norman	3	1985,86,87
Headen, Andy	4	1979,80,81,82
Hecht, Bill	3	1963,64,65 ^{cc}
*Heffner, L.B.	1	1920
Heffner, Larry	3	1969,70,71 ^{cc}
Heilig, Don	1	1959
*Heinemann, John	3	1931,32,33 ^c
Heimb, Ryan	2	2001,02
Hemphill, James	1	1993
*Hendee, H.M. (Tick)	2	1925,26
Henderson, Brock	1	2010
Henderson, Jerome	4	1987,88,89,90
Henderson, Joe	3	1987,88,89
Hendley, Dick	4	1946,48,49,50
Hendley, Richard	3	1980,81,82
*Hendricks, L.L.	2	1896,97
Heniford, Mark	4	1974,75,76,77
Heniford, Todd	1	1984
*Henley, Cliff	2	1934,35
Henry, Dale	3	1969,70,71
Henry, William	3	2001,02,03
*Herlong, Doug	2	1948,51
*Herlong, Henry	1	1930
Herrin, Deke	1	1998
Hewitt, Andre	1	1993
Hicks, Harry	1	1954
Hicks, Ken	1	1972
Hill, Brian	1	2008
Hill, Jerome	2	1974,75
Hill, Leroy	4	2001,02,03,04 ^{cc}
Hill, Tye	4	2002,03,04,05
*Hilderbrand, Nolten	1	1953
*Hinson, Randy	3	1933,34,35
Hinton, Marcus	4	1992,93,94,95
*Holland, Joe	1	1904 ^c
Holland, Lawson	1	1974
Holloman, Duke	2	1983,84
Holloman, Jason	4	1997,98,99,00
*Holohan, R.F. (Butch)	4	1921,22,23 ^c , 24
Homonoff, Edward	2	1973,74
Hood, Greg	2	1992,93
Hook, Charlie	3	1965,66,68
*Hook, Fred	2	1931,32
Hooper, Ricardo	3	1986,87,88
Hope, Leon	3	1973,74,75
Hopkins, DeAndre	2	2010,11
Hopkins, Stan	2	1971,72
Horne, Charlie	3	1956,57,58
Horne, Tony	4	1994,95,96,97



LETTERMEN



MAL LAWYER

- OVERVIEW
- COACHES
- UNIVERSITY
- TRADITIONS
- PLAYERS
- REVIEW
- OPPONENTS
- RECORDS

Horton, Tate	3	1933,34,35
Hostetler, Hoss	3	1964,66,67
Hough, James	1	1945
Houskin, Marcus	2	2000,01
Howard, D.J.	1	2011
Howard, Jimmy	3	1961,62,63
Howard, J.J.	4	2000,01,02,03
Howell, Trey	1	1988
Hubert, Pooley	2	1950,53
Hudson, Alex	3	1980,82,83
Hudson, Bill	3	1954,55,56
Hudson, Billy	3	1976,77,78
Hudson, Bob	4	1947,48,49,50
Huey, Terrance	1	2001
*Hudson, J.C.	3	1950,51,52
Hughes, Wade	2	1971,72 ^c
Hulsey, Corey	3	1996,97,98
Humphrey, Andre	4	1992,93,94,95
Humphries, Adam	1	2011
Humphries, Barry	3	2006,07,08
Hunt, Aaron	4	2000,01,02,03
Hunt, Revonne	1	1951
*Hunter, Bill	3	1942,46,47
Hunter, Brian	1	1992
Hunter, Hamp	3	1953,54,55
*Hunter, N.M. (Buster)	3	1899,00,01
Hunter, Stanley	1	2008
Hunter, Thomas	4	2003,04,05,06
Huntley, Chuck	2	1970,73
Hutchins, Roger	2	1991,92
Hutchinson, Bobby	3	2006,07,08
*Hydrick, Onan	2	1908,09
Hynes, Dave	3	1960,61,62 ^c

I		
Player	VL	Year(s)
Igwebuikwe, Donald	4	1981,82,83,84
*Inabinet, B.C.	3	1953,54,55
*Inabinet, Clarence J.	3	1933,34,35
Inge, Mark	3	1986,87,88
Ingle, Reid	3	1982,83,84
Ingram, Keith	1	1987
Inman, Don	1	1984
Isaacs, Mike	3	1983,84,85

J		
Player	VL	Year(s)
Jackson, Jack	1	1969
Jackson, Jacky	3	1965,66,67
Jackson, Jackie Lee	3	1966,67,68
Jackson, Kenzil	4	1989,90,91,92
Jackson, Kit	3	1965,66,67
*Jackson, M.E.	1	1921
Jackson, Rashaad	4	2005,06,07,08
Jackson, Richard	2	2009,10
*Jackson, Robert	3	1993,94,95
*Jackson, Scott	3	1952,53,54 ^{cc}
Jackson, Steven	3	2003,04,05 ^{cc}
*Jackson, S.L. (Stonewall)	3	1922,23,24
*Jackson, Wister	2	1938,39
James, Charlie	2	1988,89
James, Freddie	3	1998,99,00
*James, M.B. (Jimmy)	4	1911,12,13,14
*Jameson, Hugh	3	1939,40,41
Jamison, Brandon	1	2002
Jamison, Vontrell	2	2003,04
Jansen, John	3	1984,85,86
Jarrett, Grady	1	2011
Jasmin, Chad	4	2000,01,02,03
Jaynes, Danny	2	1976,77
Jehlen, George	3	1974,75,76
Jenkins, James	1	1994
Jenkins, Jarvis	4	2007,08,09,10 ^{cc}
Jenkins, Martin	2	2010,11
Jenkins, Marvis	1	2001
*Jenkins, Ralph	4	1943,44,45,46 ^{cc}
*Jennings, A.T.	1	1914
Jennings, Keith	4	1985,86,87,88
*Jeter, J.P.	1	1913
Jetton, Neal	3	1973,74,75 ^{cc}
Jewell, Donnie	1	1993
Johnson, A.J.	2	1984,85
Johnson, Bashon	1	1996
Johnson, Bobby	3	1970,71,72
Johnson, Cedric	4	2001,02,03,04
Johnson, John	4	1987,88,89,90
Johnson, Kevin	2	2000,01
Johnson, Kyle	2	2008,09
Johnson, Ricky	3	1963,64,65

Johnson, Tracy	4	1985,86,87,88
Jolley, Mike	2	1985,86
Jolley, Bobby	1	1951
Jolly, Terry	4	1997,98,99,00
*Jones, Bob	3	1928,29,30
Jones, Bob	2	1972,73
Jones, Chris	4	1995,96,97,98
Jones, Jimmy	1	1949
Jones, Marquan	4	2008,09,10,11 ^{cc}
Jones, Tim	4	1991,92,93,94 ^{cc}
Jordan, Homer	3	1980,81,82 ^{cc}
*Jordan, Leonard	1	1941
Jordan, Whitey	3	1955,56,57
Jordan, Willie	4	1975,76,77,78
Joseph, Mansa	2	2010,11
Joye, David	2	1990,91
Justus, Johnny	3	1928,29,30 ^c

K		
Player	VL	Year(s)
*Kaigler, Ben	1	1902
*Kaigler, J.G.	3	1898,99,00
Kaltenback, Leon	3	1955,56,57 ^{cc}
Kane, Mark	2	1953,54 ^{cc}
*Kangeter, Jonnie	3	1910,11,12
Katana, Ted	2	1965,66
*Kay, L.R.	2	1917,19
*Keasler, A.L. (Gus)	2	1904,05
*Keel, J.W. (Rastus)	1	1906
Keller, Morris	1	1959
Kelley, Don	3	1969,70,71
Kelley, Freddy	3	1965,66,67
Kelley, Steve	1	1973
Kelly, Aaron	4	2005,06,07,08
Kelly, Yusef	4	2000,02,03,04
*Kempson, Otis	3	1950,51,52
Kendrick, Tommy	3	1969,70,71
Kennedy, Frank	2	1950,51
Kennedy, Tony	4	1988,89,90,91
Kenney, Steve	3	1976,77,78
Kesack, Gary	3	1974,75,76
Keys, Larry	3	1965,66,67
*Keyserling, H.L. (Golden)	1	1920
Kier, Brian	3	1974,76,77
Killen, Pat	1	1959
Kinard, Terry	4	1979,80,81,82 ^{cc}
King, Anthony	3	1976,77,78
King, Buddy	3	1970,71,72 ^{cc}
King, Don	4	1952,53,54,55 ^c
King, Jack	2	1968,69
King, Jimmy	3	1959,60,61
*King, L.O.	2	1901,02
King, Tommy	3	1959,60,61
*Kinsler, J.H.	1	1900
Kirkconnell, Ben	1	1932
Kirkland, Levon	4	1988,89,90,91 ^{cc}
*Kissam, Roddy	3	1933,34,35
Kitchens, Ronnie	3	1967,68,69
Knight, Herman	2	1949,51
*Klugh, W.W.	2	1925,26
*Knoebel, Fred	3	1950,51,52
Knott, Hal	1	1959
Knowles, Matthew	1	2008
Koon, Eugene	2	2001,02
Kopp, Wynn	2	2001,02
Kormanicki, Dave	2	1968,69
Korn, Willy	2	2008,09
Kreis, Kevin	1	1976
Kubu, Jon	1	1989
Kunz, Michael	1	1994

L		
Player	VL	Year(s)
*Lachicotte, A.S. (Boo)	1	1910
Laird, Kevin	4	1995,96,97,98
Lam, Elmo	3	1960,61,62 ^c
Lambert, Cory	4	2006,07,08,09
*Lambert, John	1	1931
LaMontagne, Joe	3	1951,52,53
Lancaster, Chris	4	1985,86,87,88
Landry, Mark	4	1994,95,96,97
Langford, Charlie	1	1979
*Langston, J.L.	1	1920
Lanzendoen, Jim	1	1973
*Laraway, Walt	3	1953,54,55
Latimer, Al	1	1978
*Latimer, Bill	1	1906
*Lawrence, Bert	1	1902
Lawrence, Floyd	1	1956

Lawrence, Reggie	3	1988,89,90
Lawson, Larry	1	1970
*Lawton, Streak	2	1935,36
Lawton, Winston	1	1969
Lawyer, Mal	4	1996,97,98,99
Lazzara, Tony	3	1999,00,01
Leake, John	4	2000,01,02,03
Learn, Randy	4	1979,80,81,82
LeBel, David	3	1973,74,75
*Lee, A.C. (Bun)	1	1907
Lee, Mark	2	1974,75
Lee, Harry	2	1934,35
Lee, Tyrone	4	2000,01,02,03
LeJeune, Brent	3	1991,92,93
Lemay, Jason	1	1999
Leonard, Colin	3	2005,06,07
Leonard, Hal	2	1946,47
Leonard-Horwith, Shawn	1	2010
Leverman, Gerald	1	1945
*Lewis, Alex P.	3	1911,12,13
Lewis, Carlton	3	2009,10,11
*Lewis, Gus	2	1900,01
*Lewis, Harold	3	1935,36,37 ^c
Lewis, Haydrian	4	2005,06,07,08
*Lewis, J.B.	3	1898,99,1900
Lewis, Marcus	1	2000
Lewis, Merritt	3	1932,33,34
Lewis, Micah	1	2001
Lewis, Stacy	2	1989,90
Lewis, Zane	3	1995,96,97
Lewter, Steve	3	1969,70,71
Lhotsky, Joe	3	1966,67,68
Liberatore, Frank	3	1964,66,67 ^{cc}
*Lightsey, F.B. (Bull)	3	1922,24,25
*Lightsey, L.M. (Yen)	4	1917,18,19,20
Lindsey, Otis	2	1981,82
*Link, A.C.	1	1926
Linthicum, Brian	1	2007
*Littlejohn, C.E. (Mule)	3	1913,14,15
*Locklair, Ed (Pop)	1	1941
Locklair, Mike	3	1966,67,68
Locurcio, Todd	1	1993
Logan, Jimmy	1	1966
*Logan, J.R.	2	1912,13
Long, Evans	1	1930
Long, Stacy	4	1986,88,89,90
Lott, Billy	3	1977,78,79 ^{cc}
Lott, James	4	1986,87,88,89
Lovelace, Chris	1	1993
*Lowman, P.I. (Pi)	2	1918,19
Lowther, Rush	1	2005
Luckie, Billy	1	1996
Lundeen, Danny	2	1970,71

*Luzzi, Richie	3	1966,67,68
*Lykes, Powell	2	1905,06
*Lynah, Jim	2	1900,01
Lynch, Chuck	1	1991
Lynn, Dave	3	1958,59,60 ^{cc}
Lytton, Jeff	3	1983,84,85

M		
Player	VL	Year(s)
Mack, Terence	4	1983,84,85,86 ^{cc}
Mack, Kevin	4	1980,81,82,83
Macklin, Travis	3	1996,97,98
Macko, Paul	3	2006,07,08
Mader, Eric	2	1989,90
*Magee, Watson	3	1936,37,38
*Magill, Dick	3	1927,28,29
*Magill, W.K. (Rummy)	3	1913,14,15 ^c
Magwood, Frank	3	1980,81,82
*Major, C.S. (Dopey)	4	1913,14,15,16 ^c
Mance, Brian	4	1999,00,01,02
Maners, Jimmy	2	2007,08
Maness, Ed (Chippy)	3	1938,39,40
Mann, Wes	3	1983,84,85
Mannella, Dave	1	1979
Manos, Pete	3	1949,50,51
*Marazza, Dick	3	1954,55,56
Mariable, Dorian	4	1986,87,88,89
Marion, Phil	3	1964,65,66
Marler, Malcolm	4	1973,74,75,76 ^{cc}
*Marshall, L.E.	1	1926
Martin, Bob	3	1946,47,48 ^{cc}
Martin, Carl	2	1981,82
*Martin, J.M.	3	1909,10,11
Martin, Jermaine	1	2007
Martin, Khang	1	1993
Martin, Marcus	2	1997,98
Martin, Peanut	3	1972,73,75
*Martin, W.N.	2	1925,27
*Masneri, Ray	3	1956,57,58
Mass, Wayne	3	1965,66,67
Massaro, Cary	3	1980,81,82
Massengill, Wells	1	1972
Mathews, Mike	1	1971
Mathews, Ray	4	1947,48,49,50
Mathews, Tony	2	1973,74
*Mathis, A.J.	1	1898
Mathis, Bill	3	1957,58,59
*Mathews, Bill	2	1915,16
Matthews, Mack	3	1960,62,63
Mattos, Tommy	3	1952,53,54
Mauldin, Hugh	3	1963,64,65
Mauney, Marcus	1	2000
Mauney, Tony	4	1988,89,90,91

LETtermen



OVERVIEW
COACHES
UNIVERSITY
TRADITIONS
PLAYERS
REVIEW
OPPONENTS
RECORDS

Maxwell, Byron	4	2007,08,09,10
*Maxwell, Jeff	2	1896,97
*Maxwell, John	2	1902,03
*Mayberry, Bob	4	1979,80,81,82
Maye, Brandon	3	2008,09,10
Mayer, Charlie	3	1969,70,71
McBride, Dan	1	1973
McCall, Jeff	4	1979,80,81,82
McCanless, Jim	3	1955,56,58
*McCarley, Bob	3	1927,28,29
McCauley, Jim	1	1949
McClain, Antoine	4	2008,09,10,11
McCleon, Dexter	4	1993,94,95,96
McClinton, Todd	3	2001,02,03
McCloud, Gerald	1	2003
McClure, Bruce	3	1963,64,65
*McConnell, H.S.	2	1914,15
*McConnell, R.E.	2	1925,26
McConnell, S.W.	3	1934,35,36
*McConnell, T.S.	3	1934,35,36
McCory, Bob	1	1944
McCown, Fred	1	1942
McCown, Slick	2	1933,34
*McCown, T.M.	1	1918
McCrorey, Andy	4	1992,93,94,95
McCullough, Richard	4	1985,86,87,88
McCurty, Damon	1	1979
McDaniel, DeAndre	4	2007,08,09,10
McDaniel, Ed	4	1988,89,90,91
McDermott, John	3	1998,99,00
McDowell, Garry	2	1974,75
McDowell, Roderick	2	2010,11
McDuffie, Chris	4	2004,05,06,07
McElmurray, Mac	3	1964,65,66
McElrathbey, Ray	1	2006
*McElveen, Norwood	3	1939,40,41
*McFadden, Banks	3	1937,38,39
*McFadden, R.D.	1	1908
*McFadden, R.H. (Doc)	2	1906,07
McFadden, Wesley	4	1985,87,88,89
McGee, Edgar	3	1965,66,67
*McGill, C.A.	1	1925
*McGlockton, Chester	3	1989,90,91
*McGlone, T.F.	1	1926
McGuirt, Bill	2	1960,61
McInally, Chris	2	1993,95
*McIver, Rick	2	1904,05
McKelvey, J.J.	4	1999,00,01,02
McKenney, Pat	2	1985,86
McKenzie, Damonte	4	1995,97,98,99
*McKenzie, W.W.	1	1918
*McKeown, J.A.	1	1903
McKissic, Jock	4	2005,06,07,08
McLane, Riley	2	1966,67
McLaurin, Duncan	1	2005
McLaurin, Jewell	2	1969,70
*McLaurin, J.N.	4	1904,05,06,07
McLees, Jimmy	2	1990,91
McLellan, Bill	2	1953,54
McLellan, Cliff	1	1981
*McLendon, Ed	1	1939
*McLendon, Lem	1	1955
McLeod, Matt	2	1996,97
McMahan, Dave	2	1969,70
McMakin, John	3	1969,70,71
*McMillan, Goat	2	1928,29
McMillan, Raiford	3	1926,27,28
*McMillan, W.L. (Red)	3	1913,14,15
McNeal, Bryant	4	1999,00,01,02
McNeal, Bryce	1	2010
McSwain, Chuck	4	1979,80,81,82
McSwain, Rod	4	1980,81,82,83
Meadowcroft, Charlie	3	1963,64,65
Meadows, Dwayne	3	1984,85,86
Means, Harold	3	1996,97,98
Medlin, Jamal	1	2008
Medlin, Rick	3	1967,68,69
Meekins, Eric	4	1999,00,01,02
Meeks, Chuck	1	1982
Meeks, Jonathan	3	2009,10,11
*Mellette, F.M.	1	1911
*Melton, L.H. (Doc)	2	1923,24
Merling, Phillip	3	2005,06,07
Merritt, Will	4	1998,99,00,01
Merriweather, Reggie	4	2003,04,05,06
Michael, Benny	3	1966,67,68
*Midkiff, Bob	1	1926
Miller, Bill	1	1962
Miller, Billy	1	1943

*Miller, Bob	2	1931,32
*Miller, H.E.	2	1937,38
*Miller, Jack	3	1944,47,48
Miller, Jim	1	1948
Miller, Josh	4	2005,06,07,08
Miller, Justin	3	2002,03,04
Miller, Ron	1	1958
Miller, Tif	1	2001
Mills, Jeff	2	1974,75
Milton, Eldridge	4	1981,83,84,85
Milton, Fred	3	1968,69,70
*Mimms, Charlie	1	1946
Mitchell, Joedy	1	1996
Moncrief, Richard	4	1990,91,92,93
*Monledous, Zag	2	1927,28
*Mooneyham, Jack	3	1949,50,51
Montone, Neil	1	1947
Monts, Tavaghn	3	2001,03,04
*Moore, Gene	3	1947,48,49
Moore, Ken	3	1952,53,54
Moore, Otis	4	1986,87,88,89
Moore, Rennie	4	2007,09,10,11
Moore, Ted	1	1964
Moore, Wayne	1	1996
Moorer, John	3	1945,46,47
*Moorer, Tom	2	1938,39
*Morgan, Bobby	2	1958,59
Morgan, Dwayne	2	1994,95
*Morgan, Lewis	1	1946
Morocco, Chris	4	1986,87,88,89
Morris, David	1	1973
Morris, Kelvin	1	2002
Morrison, Pete	1	1961
*Moss, Charlie	3	1930,31,32
Mougros, Theo	4	1997,98,99,00
Mouzou, Tyron	4	1988,89,90,91
*Mulherin, Eddie	1	1928
Mullen, Ray	2	1965,66
Mulligan, Wayne	3	1966,67,68
*Mullins, H.D. (Horse)	2	1923,24
Murchison, Antwon	3	2006,07,08
Murray, Al	3	1972,73,74
Murray, John	1	1978
Myrick, Chip	3	2003,04,05
Myrick, Rocky	1	1979

N


Player	VL	Year(s)
Nanney, Lee	4	1978,79,80,81
Nelson, Bryce	2	1992,93
Nelson, Maurice	3	2004,05,06
Nelson, Roosevelt	3	2002,03,04
Ness, Jim	3	1972,73,74
Neville, J.L.	1	1943
Newell, Andy	1	1985
Newell, Mike	2	1969,70
*Nimitz, H.J. (Foots)	1	1916
Nix, Eric	3	1984,85,86
Nobles, Kasey	3	2008,09,10
Noelte, Dave	1	1982
Norris, Wilson	2	2008,09
Numamacher, Jeff	4	1985,86,87,88
Nunn, Arlington	4	1987,88,89,90

O

Player	VL	Year(s)
O'Brien, Chuck	4	1987,88,90,91
O'Cain, Mike	3	1974,75,76
O'Dell, Billy	3	1953,54,55
*O'Dell, John H.	2	1918,19
*O'Dell, Wayne	1	1941
*Odum, W.F.	1	1908
Ogle, Chris	2	1989,90
Ogren, Jeff	1	2007
Ohan, Chinedu	2	1987,88
*O'Kuroski, Whitey	3	1937,38,39
Olson, Dave	3	1958,59,60
Olson, Harold	3	1957,58,59
*Olszewski, Harry	3	1965,66,67
*O'Neal, Belton (Speck)	1	1920
O'Neal, Brad	2	1969,70
O'Neal, Robert	4	1989,90,91,92
Orban, Turk	1	1936
Osborne, Ronnie	3	1959,60,61
O'Sullivan, Cameron	1	2008
Otorubio, Adubarie	1	1985
Outlaw, Brian	3	1999,00,01
Owen, Henry	4	1998,99,00,01
*Owens, J.C. (Susie)	2	1919,20

Owens, Mark	1	1993
P		
Player	VL	Year(s)
*Padgett, F.M.	1	1918
*Padgett, G.D.	1	1931
*Padgett, Jim	2	1957,58
Padgett, Matt	2	1996,97
*Padgett, O.D.	2	1928,29
Padgett, Wade	3	1939,40,41
Page, Neely	2	1998,99
Page, Wayne	2	1965,66
Pagliei, Joe	3	1953,54,55
Palmer, Cary	1	1989
*Palmer, E.D. (Frog)	1	1925
Palmer, Johnny	3	1963,64,65
Palmer, Michael	4	2006,07,08,09
Paredes, Bob	2	1951,54
Parete, Anthony	4	1981,82,83,84
*Parker, Ace	2	1940,41
*Parker, Harry L.	2	1912,13
Parker, Justin	2	2010,11
Parker, Kyle	2	2009,10
Parker, Wayne	2	1962,63
Pasley, Jim	2	1939,40
Pate, Gene	1	2003
Pate, Milton	2	1951,52
Patrick, Chris	1	1932
*Patterson, Gene	2	1931,32
*Patton, Bob	3	1949,50,51
Paulling, Bob	4	1979,81,82,83
Pavilack, Harry	3	1959,60,61
*Payne, Booty	2	1940,41
Payne, Jim	3	1956,57,58
*Payne, Joe	3	1937,38,39
Payne, Oliver	2	1936,37
Peake, Charone	1	2011
Pearce, Frank	3	1963,64,65
*Pearce, Roy	2	1939,40
Pearman, Danny	3	1985,86,87
*Pearman, Fred	3	1899,00,01
Pearson, Alex	2	2006,07
Pearson, Ben	3	1937,38,39
Peeler, Coby	2	1993,94
Peeples, Ken	3	1972,73,74
Pegues, Lamont	2	1994,95
*Pegues, E.S.	1	1899
Pengitore, Ken	3	1971,72,73
*Pennington, Clyde	1	1935
Pennington, Curtis	3	1936,37,38
*Perry, Bill	1	1911

*Perry, L. (Tom)	1	1911
Perry, Michael Dean	4	1984,85,86,87
*Perry, Tracy	4	1976,77,78,79
Perry, William	4	1981,82,83,84
Peters, Garry	1	2011
Petoskey, Ted	2	1963,64
Phillips, Erik	1	1992
Phillips, Hank	4	1986,87,88,89
Phillips, Harley	2	1943,44
Phillips, Jim	1	1945
Phillips, John	4	1984,85,86,87
Pickens, Jesse	1	2004
Pickett, Edgar	4	1980,81,82,83
Pierce, Hal	3	1940,41,42
Pilgrim, Brandon	4	2003,05,06,07
Pilot, Joe	1	1958
*Pinckney, E.H.	1	1909
*Pitts, Lewis	2	1927,28
Plantin, Tony	4	1994,95,96,97
Pleasant, Reggie	3	1982,83,84
*Poe, Billy	3	1944,45,46
Polite, Dextra	3	1997,98,99
Polk, DeJuan	4	2000,01,02,03
*Pollitzer, H.R. (Polly)	1	1902
Poole, Bob	3	1961,62,63
*Poole, R.F. (Sarg)	2	1915,16
Pope, Brad	3	1994,95,96
Pope, Jamie	1	1979
Portas, Lou	2	1964,65
Postell, Holland	4	1995,96,97,98
*Potts, R.C. (Daddy)	3	1917,18,19
Poulos, John	4	1944,47,48,49
*Pressley, E.H. (Buck)	2	1912,13
*Pressley, O.K.	3	1926,27,28
*Pressley, Harlan	1	1927
Price, John	3	1970,71,72
*Price, L.C.	1	1925
Price, Phillip	3	2009,10,11
*Priester, Buck	2	1930,31
Priester, Buck	3	1953,54,55
Priester, Raymond	4	1994,95,96,97
Prince, Phil	4	1944,46,47,48
Pringle, Harom	2	1992,93
*Pritchett, Jess	1	1937
Proctor, Will	3	2003,05,06
Pruett, Chip	2	1978,79
*Pruitt, June	2	1945,46
Pryce, Trevor	1	1996
*Proctor, Landrum	2	1930,31
Puckett, David	3	1988,89,90
Pugh, Travis	4	2001,02,03,04



HAROLD OLSON

CLEMSONTEERS.COM



LETTERMEN

OVERVIEW
COACHES
UNIVERSITY
TRADITIONS
PLAYERS
REVIEW
OPPONENTS
RECORDS

Pusey, Mike	1	1975
Putnam, Trevor	3	1993,94,95

Q

Player	VL	Year(s)
Quayer, Jimmy	2	1951,52
Quick, Rodney	3	1983,84,85
Quinn, Dewey	2	1945,46
Quesenbury, Sonny	2	1957,58

R

Player	VL	Year(s)
Raber, Brian	4	1983,84,85,86
Rabon, George	1	2009
*Radcliff, Charles	3	1950,51,52
Radford, Kevin	1	1980
Rambert, Bernard	4	1999,00,01,02
Ramsey, Ben	4	2007,08,09,10
Ramtahal, Eldred	1	1992
*Randle, E.L. (Cat)	3	1913,14,15
*Randle, M.B. (Little Cat)	3	1918,19,20
Randolph, Bernard	2	1993,95
Rankin, Gary	2	1963,64
Rapley, Darius	3	1997,98,99
Rash, Dustin	1	1993
Ratchford, Warren	4	1974,76,77,78
Ray, Thomas	3	1963,64,65
Rayburn, Lee	3	1966,67,68
Reames, Joe Don	3	1999,00,01
*Reames, T. Jack	2	1918,22
Reed, David	2	1978,79
Reese, Archie	4	1974,75,76,77
Reese, Steve	4	1982,83,84,85 ^{cc}
Reese, Tribble	1	2007
Reeves, Marion	3	1971,72,73
Reeves, Matt	4	1992,93,94,95
Rembert, Johnny	2	1981,82
*Reynolds, Clifford M. (Pete)	1	1926
*Reynolds, Jim	4	1945,47,48,49
Rhinehart, Jim	1	1955
Rhodes, John	2	1971,72
Richard, Al	4	1989,90,91,92
Richardson, Barry	4	2004,05,06,07
Richardson, Chris	1	2010
Richardson, Chuckie	4	1980,82,83,84
Richardson, Cotton	2	1943,44
Richardson, David	3	1996,97,98
*Richardson, Joe	1	1940
Richardson, Lionel	3	2003,04,05
Richardson, Mark	3	1980,81,82
Riddle, Leonard	1	1943
Riddle, Nic	2	2005,06
Ridgley, Thad	2	1992,93
*Riggs, A.F.	3	1897,98,99
Riggs, Jim	4	1983,84,85,86
Riggs, Matt	3	1985,86,87
Rigsby, Geoff	3	2002,03,04
*Rion, Aubrey	2	1939,40
Rivers, Dalton	2	1955,56
Robbins, Butch	2	1963,64
Robbins, Chris	1	1996
*Robbs, C.M.	3	1907,08,09 ^c
Roberts, Travis	1	1999
Robinson, Akeem	4	2005,06,07,08
*Robinson, Charlie	3	1922,23,24 ^c
Robinson, Darius	2	2010,11
*Robinson, E.D.	1	1934
Robinson, Jackie	4	1999,00,01,02 ^{cc}
Robinson, James	4	1979,80,82,83 ^{cc}
*Robinson, Joe	1	1927
Rodgers, George	3	1950,51,52 ^c
Roediger, Charles	1	2008
Rogers, Bill	2	1943,46
Rogers, Billy G.	2	1944,46
Rogers, Floyd	2	1965,66 ^{cc}
*Rogers, Johnny	1	1929
*Rogers, Phil	3	1965,66,67
Rogers, Rodney	2	1961,62
Rogers, Shot	2	1955,56
Rollins, Bubba	1	1978
Romano, Ryan	1	1999
Rome, Stan	1	1975
*Roper, T.H. (Pug)	2	1918,19
Rose, Anthony	3	1979,80,81
Rose, Chuck	3	1978,79,80
Ross, Don	3	1952,53,54
*Ross, Jack	3	1942,46,47
Ross, Kenzi	4	1997,98,99,00
*Rothell, Claude	2	1941,42

Roulhac, Terrance	4	1983,84,85,86
Rountree, Glenn	4	1994,95,96,97
Rouse, Wardell	2	1993,94
Rowell, Spivey	1	1944
*Roy, Wallace	3	1923,24,25
Ruffner, Bo	3	1965,66,67
Ruffner, Jim	1	1964
Rushton, Gil	4	1945,48,49,50
Russell, Chris	2	2006,07
Russell, J.A.	1	1943
Russell, Jimmy	1	1976
Rutledge, Bill	1	1943
Ryans, Larry	4	1989,90,91,92
Ryan, Steve	2	1977,78

S

Player	VL	Year(s)
*Sadler, Hope	2	1902 ^c ,03 ^c
Salim, Hamid	1	1996
*Salisbury, Tom	4	1943,44,47,48
*Salley, Grady	3	1928,29,30
Samnik, Mike	2	1990,91
Sampson, Eric	3	2001,03,04
*Sams, Hal	1	1916
*Sanders, Al	3	1935,36,37
Sanders, Matt	3	2009,10,11
Sanders, Smiley	3	1971,72,73
*Sandifer, Red	2	1940,41
Sanford, Chuck	3	1983,84,85
Sapp, Patrick	4	1992,93,94,95
Sapp, Ricky	4	2006,07,08,09 ^{cc}
Sasser, David	3	1971,72,73
Saunders, Bo	2	1945,46
Sauve, Jeff	4	1991,92,94,95
Scheibel, Tim	1	1994
Schell, Matt	3	1999,00,01
*Schilleter, W.A. (Shorty)	4	1911,12,13,14 ^c
Schlink, David	1	2005
*Schneck, J.R.	2	1918,19
Schonhar, Todd	2	1985,86
*Schroder, F.E.	1	1912
Scott, Dorell	4	2005,06,07,08
Scott, Jeff	3	2000,01,02
Scott, Jim	3	1981,82,83
Scott, Randy	4	1975,76 ^{cc} ,77 ^{cc} ,78 ^{cc}
Scott, Shane	3	1989,90,91
Scott, William	2	1974,75
Scrudato, Ron	3	1959,60,61
Sealy, Sonny	1	1982
Sease, Jody	2	1984,85
Sease, Tommy	2	1955,56
Seay, Pitts	2	1943
Seegars, Stacy	4	1990,91,92,93
Seigler, Eddie	3	1970,71,72
*Segars, Al	1	1937

*Segars, Kent	1	1936
Sellers, Joe	2	1963,65
Sensabaugh, Coty	4	2008,09,10,11 ^{cc}
Seth, Mike	3	1997,98,99
Setzekorn, Ken	2	1984,85
Seyle, Rusty	3	1986,87,88
Sharpe, Bill	1	1964
*Sharpe, Bob	3	1938,39,40 ^c
Sharpe, Jr., Bob	2	1975,76
*Sharpe, F.J.	1	1931
Sharpe, Tommy	3	2002,03,04
Shatley, Tyler	2	2010,11
Shaw, Milt	1	1994
*Shealy, A.S. (Shack)	4	1896,97,98 ^{cc} ,99
Shealy, Pat	2	1971,72
Shell, Bob	3	1970,72,73
Sheppard, Ashley	4	1989,90,91,92 ^{cc}
Shields, John	2	1968,69
*Shingler, Lowndes	3	1958,59,60 ^{cc}
Shirley, Jim	3	1950,51,52
Shish, Paul	1	1969
*Shockley, J.A.	1	1922
Shore, Henry	3	1933,34,35 ^c
Shown, Jack	2	1952,53
Shuey, Spencer	2	2010,11
Shuford, Don	3	1934,35,36
*Siegel, Reuben	3	1929,30,31
Seipe, Jeff	3	1970,71,72
Silver, Dennis	1	1974
Simmons, Anthony	3	1995,96,97
Simmons, Caleb	1	2010
*Simmons, T.D. (Shag)	1	1919
*Simmons, Ralph	1	1937
*Simmons, Wayne	4	1989,90,91,92 ^{cc}
Simmons, Willie	3	2000,01,02
Simpson, Don	1	1943
Simpson, LaMarick	4	1992,93,94,95
Simpson, Tyrone	3	1989,90,93
*Sims, David	4	1977,78,79,80
Sims, Marvin	3	1977,78,79
*Sittou, Vet	2	1902,03
Sizer, Danny	3	1988,89,90
Skiffey, Jim	1	1962
Skinner, Matt	2	2009,10
Smalls, Andy	3	1950,52,53
Smart, Bill	1	1944
Smith, Akil	2	1998,99
Smith, Bill	4	1977,78,79,81
Smith, Brent	2	2003,06
Smith, Bryant	1	1998
Smith, Darrell	2	2010,11
Smith, David	4	2008,09,10,11
Smith, Dennis	3	1973,74,75 ^{cc}
Smith, Emory	4	1993,94,95,96
Smith, Glenn	3	1949,50,51

Smith, Gregg	1	1976
Smith, Harold	1	1959
Smith, Jack	2	1958,59
Smith, Joey	2	1979,80
Smith, Joshua	1	2003
Smith, Lynn	1	1979
Smith, Matt	3	1977,78,79
Smith, Randy	1	1965
Smith, Richard	4	1985,86,87,88
Smith, Robert	1	2011
Smith, Ronnie	4	1974,75,76,77
Smith, Sterling	2	1949,50
*Smith, Terry	4	1990,91,92,93
Smith, Thorny	1	1968
Smith, Willie	3	1954,55,57
*Snead, W.F. (Bill)	1	1901
*Snowden, Moon	1	1927
Snyder, Paul	3	1957,58,59 ^{cc}
Sobeski, Michael	1	2011
Solomon, Louis	4	1992,93 ^{cc} ,94 ^{cc} ,95 ^c
Soloman, Homer	1	1930
Somaini, Jamie	2	1999,00
Soowal, Jeff	3	1976,77,78
Sorrells, Brian	1	2007
Southerland, Ivan	3	1967,68,69 ^c
*Sowell, Frank	1	1930
Sox, Greg	1	1986
*Spearman, Jack	2	1920,21 ^c
Speck, Chad	4	1997,98,99,00 ^{cc}
Spector, Robbie	3	1988,89,90
Speros, Jim	1	1980
Speweik, Brandon	1	2008
Spiers, Bill	1	1986
Spiller, C.J.	4	2006,07,08,09 ^{cc}
Spooner, Bob	3	1955,56,57
Spry, David	4	1983,85,86,87
Squires, Tappey	1	1969
Stacy, Jack	1	1942
Stanford, Calloway	1	1940
Stephens, Darnell	4	1991,92,93,94
Stephens, Tony	2	1986,87
Stevens, Alex	3	1932,33,34
*Stevens, R.G.	1	1909
Steward, Tony	1	2011
*Stewart, J.D.	1	1924
Stewart, Watt	1	1944
Stocks, Jeff	3	1971,72,73
Stockstill, Jeff	3	1980,81,82
Stockunas, Jason	2	1997,99
Stone, Don	1	1973
Stone, Preston	1	2008
Stone, Tyler	1	2007
Stoudt, Cole	1	2011
Stough, Tim	4	1973,74,75,76
Strait, John	1	2000
Strayer, Phil	1	1969
Streeter, Brandon	3	1997,98,99
*Stribling, J.W.	3	1913,14,15
*Strother, Frank	1	1923
Stuckey, Chansi	4	2003,04,05,06 ^{cc}
Stuckey, Jim	4	1976,77,78,79
Stuermann, Russell	1	2001
Sublette, Dick	1	1948
*Suggs, H.L.	2	1914,15
*Sullivan, Frank	3	1897,98,99
Sultis, Jim	3	1945,46,47
*Summers, J.C. (Chuck)	2	1905,06
Sursavage, Butch	3	1965,66,67
Sursavage, Jim	3	1968,69,70 ^{cc}
Suttle, Jeff	4	1980,81,82,83
Sutton, George	1	1962
*Sweetate, Johnny	1	1941
*Swetenburg, J.R.	2	1920,21
Swift, Bob	1	1963
Swing, Dale	3	1982,83,84
Swofford, Bob	3	1927,28,29
*Swygert, George	2	1896,97

T

Player	VL	Year(s)
*Talley, J.H.	1	1926
Tate, Trey	4	2002,03,04,05
Taylor, Bruce	1	1990
Taylor, Jeff	1	1989
*Taylor, Jerry	2	1961,62
Taylor, J.W.	1	1943
Taylor, Rendrick	4	2005,06,07,09
Taylor, Vince	4	1986,87,88,89
Temples, Jamison	1	1992



ANTHONY SIMMONS

LETtermen




OVERVIEW
COACHES
UNIVERSITY
TRADITIONS
PLAYERS
REVIEW
OPPONENTS
RECORDS

*Tennant, A.B. (Dutch)	4	1921,22,23,24
Testerman, Don	2	1974,75
*Thackston, L.P.	3	1917,18,19
Thomas, Bill	3	1956,57,58 ^c
Thomas, Brandon	2	2010,11
Thomas, David	1	1972
Thomas, Doug	4	1987,88,89,90
Thomas, Franklin	2	1992,93
Thomas, Rodney	4	1999,00,01,02
Thomas, Ronnie	2	2000,02
Thomason, Johnny	1	1955
Thompson, Brandon	4	2008,09,10,11 ^{cc}
Thompson, Dave	3	1968,69,70
*Thompson, Doug	1	1955
*Thompson, J.W.	1	1916
Thompson, John	3	1996,97,98
Thompson, Marion	3	1950,51,52
*Thompson, Oscar	3	1946,47,48
Thornton, Mark	2	1978,79
*Thornton, R.E.	1	1918
Thorsland, Oscar	3	1960,61,62
Thurman, Cardell	1	1992
Tice, Johnny	1	1954
*Tillman, Henry	1	1902
Tillotson, Brian	1	1994
*Timmerman, W.P. (Pap)	2	1926,27
*Timmons, Charlie	3	1939,40,41
Timothy, Gifford	1	2011
Tinsley, Sid	3	1940,41,44 ^{cc}
*Tisdale, Charlie	3	1938,39,40
Todd, Moe	1	1969
Tolley, Charlie	2	1967,69 ^c
*Tomkins, F.G.	1	1896
Tomkins, James	3	1966,67,68
Townsend, Lateek	1	2011
Trapp, James	4	1989,90,91,92
Trayham, Arden	1	1943
Traylor, Drew	2	2010,11
Treadwell, David	3	1985,86,87
*Trembley, Jimmy	1	1969
Tremel, Taylor	1	2006
Trexler, Bru	2	1937,39
Trimble, Jamie	3	1994,95,96
Triplett, Danny	4	1979,80,81,82
*Trobaugh, Allen	1	1938
*Trobaugh, Earl	1	1938
Troy, Mike	2	1963,64
Trumpore, Arthur	1	1943
*Troutman, John	3	1933,34,35
Tucker, Kyle	1	2003
Tucker, Richard	1	1988
*Turbeville, A.C.	1	1912
Turbeville, Horace	1	1956
Turner, Bo	2	1945,46
*Turner, H.M. (Tuck)	1	1907
*Turnipseed, Rhett	1	1922
Turpin, Bucky	2	1966,67
Tuten, Rich	3	1976,77,78
Tuttle, Perry	4	1978,79,80,81 ^{cc}
Tyler, O.J.	2	1974,76
Tyner, Mitch	2	1973,74

U		
Player	VL	Year(s)
Underwood, Willie	4	1977,78,79,80 ^{cc}
Usher, Lewis	4	1991,92,93,94
Usry, George	3	1957,58,59

V		
Player	VL	Year(s)
*Valentine, Jack	1	1926
Varn, Guy	1	1983
Varn, Rex	4	1976,77,78,79
Vaughan, Bradley	1	2001
Vaughan, Mark	1	1985
Vaughn, Khaleed	4	2000,01,02,03
Vaughn, Nigel	2	2002,03
*Veronee, Jack	3	1959,60,61
Vincent, Cortney	3	2005,06,07
*Vogel, R.T.	2	1896,97

W		
Player	VL	Year(s)
Wade, Chris	1	2007
*Wade, Connie	2	1966,67
*Wade, Don	3	1950,51,52
*Wade, Grady	1	1920
Wade, Michael	4	2007,08,09,10 ^{cc}
Wade, Mike	1	1981



ANTWAN WYATT

Wade, Scott	1	2002
Wagner, Larry	1	1958
Waldrup, Joe	2	1964,65
Waldrup, Perry	1	1967
Walker, Duane	4	1984,85,86,87
Walker, Gregory	4	2000,01,02,03 ^{cc}
Walker, Henry	2	1946,47
*Walker, John E.	3	1923,24,25
Walker, Landon	4	2008,09,10,11 ^{cc}
*Walker, Norman	4	1897,98,99 ^{cc}
*Walker, R.H.	2	1909,10
Walker, Roy	2	2005,06
*Wall, J.E.	1	1926
*Wall, Pete	2	1953,55
Wallace, Nelson	4	1973,74,75,76
Walls, Henry	3	1983,84,85
Walters, Henry	2	1970,71
Walters, Joey	3	1974,75,76 ^{cc}
Ward, Billy	3	1962,63,64
Ward, Damond	3	1995,96,97
Ward, Jimmy	3	1950,51,52
Ware, Billy	3	1966,67,68
*Warr, Elza	2	1926,27
*Warren, George	2	1906,07
Washburn, Brady	2	1999,00
Washington, Donnell	3	2001,02,03
Washington, Jay	2	1972,73
Waters, Anthony	4	2003,04,05,06 ^{cc}
Waters, Charlie	3	1967,68,69
Watkins, Nick	4	2004,05,06,07
Watkins, Sammy	1	2011
Watkins, T.J.	4	1998,99,00,01
Watson, Ben	2	1969,70
*Watson, Charles	2	1933,34
Watson, John	1	1985
Watson, Josh	1	2011
Watson, Matt	1	2002
Watson, Ronald	4	1981,82,83,84
Watson, Ronald	1	2009
Watson, Speedy	2	1994,95
Watts, Justin	5	1996,97,98,99,00
Watts, Waldo	2	1969,70
Weaver, Billy	2	1962,63
*Webb, Clare (Tanny)	4	1911,12,13,14
Webb, Gary	3	1976,77,78
*Webb, H.B.	1	1922
*Webb, Hugh	1	1940
Webb, Jack	2	1957,58

*Webb, Mike	1	1904
Webb, Travers	4	1973,75,76,77
Webster, Reid	1	2011
Weddington, Rick	2	1976,77
Weeks, Jimmy	3	1975,76,77
Weeks, Scott	1	1981
Welchel, Ken	2	1976,77
*Welch, Maxcey	1	1930
Welch, Nelson	4	1991,92,93,94
Wells, Jeff	4	1980,82,83,84
Wells, Jim	2	1976,77
Wells, Jimmy	3	1951,52,53
Wells, Joel	3	1954,55,56 ^{cc}
Werner, Chuck	3	1966,68,69
Wertz, Eddie	3	1960,61,62
*Werts, Rufus	2	1931,32
Wertz, J.B.	2	1922,23
Wessinger, Ron	1	1989
West, Calvin	3	1959,60,61 ^{cc}
West, Fernandez	2	1988,89
West, Ron	1	1978
Whetsell, Britton	2	2008
Whingter, Matt	1	2000
Whipple, Rod	1	2002
White, Clyde	3	1952,53,54 ^{cc}
White, Harvey	3	1957,58,59 ^{cc}
*White, J.D.	1	1896
White, Paul	1	2000
White, Raymond	4	1994,95,96,97 ^{cc}
White, Tore	2	2000,01
*White, W.P.	2	1908,09
Whitehurst, Charlie	4	2002,03,04,05 ^{cc}
*Whitley, Curtis	3	1988,90,91
Whitmire, Jim	4	1943,46,47,48
Whitten, Red	3	1952,53,54
*Wiehl, E.M.	1	1916
Wiggins, Don	2	1969,70
Wiggs, Milton	1	1945
Wiksell, Chris	1	2004
*Wild, Ormond	1	1953
*Wiles, Bill	3	1935,36,37
*Wilhite, F.T. (Rusty)	1	1921
Willard, Jonathan	3	2009,10,11
Williams, Anthony	2	2001,02
Williams, Bobby	3	1947,48,49
*Williams, Bratton	2	1923,24
Williams, Braxton	2	1982,83
Williams, Braxton K.	4	1998,99,00,01

Williams, Brett	4	1993,94,95,96
Williams, DeShawn	1	2011
Williams, Eric	1	1996
*Williams, Jack	3	1920,21,22
Williams, Jerome	2	1986,89
Williams, Keith	3	1983,84,85
Williams, Kwam	2	2005,06
*Williams, M.H.	2	1917,19
*Williams, Pat	4	1985,86,87,88
Williams, Paul	1	1978
Williams, Perry	4	1983,84,85,86
Williams, Ray	4	1983,84,85,86
Williams, Rodney	4	1985,86,87,88 ^{cc}
Williams, Ronald	3	1990,91,92
Williams, Scott	4	1981,82,83,84
*Williams, Tommie	1	1904
Williams, Tommy	2	1953,54
Williams, Toney	3	1976,77,78
Williams, Undre	2	1994,95
Williamson, Bobby	4	2002,03,04,05
Williamson, Jimmy	3	1972,74,75 ^{cc}
*Willimon, Gene	2	1932,33
Wills, Albert	1	1950
*Willis, Don	3	1936,37,38
*Wilson, C.C. (Red)	4	1921,22,23,24
Wilson, Jim	1	1959
Wilson, Mac	3	1969,70,71
Wilson, Mond	4	1994,95,96,97
Wilson, Pierre	4	1990,91,92,93
Wilson, Ralph	1	1944
*Windham, E.E.	1	1907
Windham, Kermit	1	1936
Wingo, Billy	4	1973,74,75,76
Winslow, Charles	4	1992,93,94,95
Wirth, Frank	3	1969,71,72 ^c
Wise, Frank	4	1972,73,74,75
*Withers, George	3	1950,51,52
Witherspoon, Derrick	4	1990,91,92,93
Witherspoon, Terry	4	1997,98,99,00
*Witsell, F.L. (Fish)	3	1915,16,17 ^c
*Wofford, Brian	4	1996,97,98,99
Wood, Benji	1	1994
Woodruff, Foggy	3	1928,29,30
*Woods, Charlie	3	1936,37,38 ^c
*Woods, Footsie	2	1941,45
Woods, Joe	2	1995,96
*Woods, Smith	1	1903
*Woodward, Henry	3	1932,33,34 ^c
Woodward, Morgan	3	1999,00,01
*Woodward, H.M. (Jake)	3	1900,09,10
Woofford, Donnell	4	1985,86,87,88 ^{cc}
*Wray, A.F. (Bull)	2	1921,22
*Wray, Jack	2	1924,25
Wright, Charlie	3	1940,41,42 ^c
Wright, Corico	3	2009,10,11
Wright, John	2	2009,10
Wright, Tom	2	1940,41
*Wrightberry, Earl	3	1950,51,52
Wurst, Jim	3	1980,81,82
Wyatt, Antwan	3	1993,94,95
Wyatt, Charlie	2	1952,53
Wyatt, Rick	4	1976,77,78,79
*Wyndham, Wyndie	3	1948,49,50
Wynn, Stephon	3	1991,93,94
Wyse, Fred	3	1935,36,37

Y		
Player	VL	Year(s)
*Yarborough, Mule	2	1929,30
Yarbrough, Al	3	1933,34,35
Yauger, Ray	3	1968,69,70 ^{cc}
Yeomans, Ken	1	1980
Young, Eric	3	1977,78,79
Young, Kyle	4	1998,99,00,01
Young, Will	3	1993,94,95
Youngblood, Kevin	3	2000,02,03
Yow, Ken	1	1983

Z		
Player	VL	Year(s)
Zachery, Travis	3	1998,99,00
Zager, Emil	1	1958
Zanders, Sam	2	1996,97
*Zeigler, F.M.	3	1920,21,22
Zeiler, David	1	1994
Zimmerman, Dawson	4	2008,09,10,11

* - deceased; -c - captain; -cc - alternate captain; -cc - co-captain; Note: **Bold** denotes returning letterman.



AWARD WINNERS

ABC News Person-of-the-Week


2006 - Ray Ray McElrathbey, CB

ACC Senior Scholastic Award

- 1995 - Ed Glenn, TE
- 2001 - Kyle Young, C
- 2002 - Chad Carson, LB
- 2003 - Jeff Scott, WR
- 2009 - Jimmy Maners, P
- 2011 - Caleb Simmons, OL

Academic All-ACC

- 1954 - Billy O'Dell, B
- 1955 - Charlie Bussey, B
- 1956 - Charlie Bussey, B
- 1957 - Charlie Horne, B
Harvey White, B
- 1958 - Doug Cline, B
Jim Padgett, T
Harvey White, B
- 1959 - Lou Cordileone, T
- 1960 - Lowndes Shingler, B
- 1961 - Tommy King, E
- 1962 - Oscar Thorland, E
- 1963 - Jim Parker, QB
Tracy Childers, G
- 1964 - Jimmy Bell, QB
Richard Cooper, G
- 1965 - Frank Pearce, K
Edgar McGee, OE
Wayne Mass, OT
Jimmy Addison, QB
Floyd Rogers, DT
- 1967 - Jimmy Addison, QB
- 1969 - Don Kelley, DB
Rick Medlin, FB
Jim Sursavage, OE
- 1970 - Ben Anderson, DB
Don Kelley, DB
Jim Sursavage, LB
- 1971 - Ben Anderson, DB
Bobby Johnson, DB
Don Kelley, OE
- 1972 - Ben Anderson, DB
Karl Andreas, TE
Bobby Johnson, DB
- 1973 - Art Brisacher, OG
Jeff Stocks, DE
Karl Andreas, TE
- 1974 - Maret Cobb, C
Mark Fellers, QB
- 1975 - Mark Lee, DB
- 1976 - Steve Fuller, QB
Jimmy Weeks, OT
- 1977 - Steve Fuller, QB
Rick Weddington, FLK
Jimmy Wells, OG
- 1978 - Steve Fuller, QB
Matt Smith, DE
- 1981 - Tony Berryhill, C
- 1983 - Mike Eppley, QB
- 1984 - Mike Eppley, QB
- 1985 - Bruce Bacon, WR
Scott Enzor, LB
Lance Masters, CB
Andy Newell, P
John Watson, OT
- 1986 - Geoff Ciniero, DB
Ty Granger, OT
David Treadwell, PK
Todd Schonhar, QB
- 1987 - Ty Granger, OT
David Treadwell
- 1988 - Ty Granger, OT
Mark Drag, MG
Stacy Fields, TE
- 1989 - Wesley McFadden, FB
Arlington Nunn, SS
Stacy Fields, TE
Bruce Bratton, OT
- 1990 - Bruce Bratton, OT
Stacy Fields, TE
- 1991 - Bruce Bratton, OT
- 1992 - Warren Forney, DT
- 1993 - Stacy Seegars, OG
- 1994 - Ed Glenn, TE
Warren Forney, DT
- 1995 - Andy McCrorey, LB
- 1996 - Jim Bundren, OT



TAJH BOYD WAS NAMED MVP OF THE 2011 ACC CHAMPIONSHIP GAME AFTER LEADING THE TIGERS TO THEIR FIRST ACC TITLE IN 20 YEARS.

Academic All-Americans

- 1997 - Glenn Rountree, OG
Jim Bundren, OT
Brian Wofford, WR
- 1999 - Chad Carson, LB
Kyle Young, C
- 2000 - Chad Carson, LB
Will Merritt, OG
Kyle Young, C
Braxton K. Williams, LB
- 2001 - Chad Carson, LB
Kyle Young, C
Will Merritt, OG
Derrick Hamilton, WR
Khaleed Vaughn, DE
- 2002 - William Henry, OT
Rodney Thomas, LB
Khaleed Vaughn, DE
- 2003 - Tony Elliott, WR
William Henry, OT
Justin Miller, CB
- 2004 - Jad Dean, PK
Tommy Sharpe, C
Thomas Hunter, TE
- 2006 - Alex Pearson, FB
- 2007 - Thomas Austin, OL
Mark Buchholz, PK
Jimmy Maners, P
Michael Palmer, TE
Alex Pearson, FB
- 2008 - Thomas Austin, OL
Mark Buchholz, PK
Jimmy Maners, P
Brandon Maye, LB
C.J. Spiller, RB
- 2009 - Thomas Austin, OG
Mason Cloy, OG
Dalton Freeman, C
Rashard Hall, S
Brandon Maye, LB
Michael Palmer, TE
Dawson Zimmerman, P
- 2010 - Jaron Brown, WR
Mason Cloy, OL
Dalton Freeman, C
Rashard Hall, S
Brandon Maye, LB
Dawson Zimmerman, P
- 2011 - Jaron Brown, WR
Chandler Catanzaro, PK
Brandon Ford, TE/WR
Dalton Freeman, C
Dawson Zimmerman, P

- 1956 - Charlie Bussey, QB
- 1957 - Harvey White, QB
- 1959 - Lou Cordileone, OT
- 1971 - Don Kelley, DB
- 1971 - Ben Anderson, DB
- 1977 - Steve Fuller, QB
- 1978 - Steve Fuller, QB
- 1984 - Mike Eppley, QB
- 1991 - Bruce Bratton, OT
- 1994 - Ed Glenn, TE
- 1995 - Andy McCrorey, LB
- 1999 - Kyle Young, C; Chad Carson, LB
- 2000 - Kyle Young, C; Chad Carson, LB
- 2001 - Kyle Young, C; Chad Carson, LB

ACC 50-Year Anniversary Team

Joe Bostic, OT; Jerry Butler, WR; Bennie Cunningham, TE; Jeff Davis, LB; Steve Fuller, QB; Terry Kinard, FS; Michael Dean Perry, DT; William Perry, MG; Anthony Simmons, LB

ACC Championship Game MVP

- 2009 - C.J. Spiller, RB
- 2011 - Tajh Boyd, QB

ACC Coach-of-the-Year

Presented annually by the Atlantic Coast Sports Writers Association to the outstanding coach in the conference for that season.

- 1958 - Frank Howard
- 1966 - Frank Howard
- 1974 - Red Parker
- 1977 - Charley Pell
- 1978 - Charley Pell
- 1981 - Danny Ford
- 1983 - Danny Ford (UPI)
- 1999 - Tommy Bowden
- 2003 - Tommy Bowden
- 2009 - Dabo Swinney (Sporting News)

ACC Defensive Player-of-the-Year

- 1999 - Keith Adams, LB
- 2004 - Leroy Hill, LB
- 2006 - Gaines Adams, DE
- 2010 - Da'Quan Bowers, DE

ACC Player-of-the-Year

Presented annually by the Atlantic Coast Sports Writers Association to the outstanding player in the conference for that season.

- 1967 - Buddy Gore, TB

- 1977 - Steve Fuller, QB
- 1978 - Steve Fuller, QB
- 1981 - Jeff Davis, LB
- 1984 - William Perry, MG
- 1987 - Michael Dean Perry, DT
- 2009 - C.J. Spiller, RB

ACC Rookie-of-the-Year

Presented by the Atlantic Coast Sportswriters Association to the outstanding first-year player in the conference that season.

- 1979 - Chuck McSwain, TB
- 1987 - Terry Allen, TB
- 1990 - Ronald Williams, TB
- 1995 - Anthony Simmons, LB
- 2005 - James Davis, RB
- 2011 - Sammy Watkins, WR

AFCA Goodworks Team

Presented to 22 college players from across the country who are standouts on the field and community service.

- 1999 - Robert Carswell, FS
- 2000 - Nick Eason, DT
- 2009 - Xavier Dye, WR

Algernon Sydney Sullivan Award

Presented to the Clemson student, chosen in recognition of excellence in maintaining high ideals of living, spiritual qualities, and generous and disinterested service to others.

- 1956 - Joe Bowen, E
- 1970 - Jim Sursavage, LB
- 1994 - Warren Forney, DT
- 2002 - Chad Carson, LB

All-Bowl Team

- 1940 Cotton - Banks McFadden, QB
Bob Sharpe, C
- 1978 Gator - Joe Bostic, OG
- 1979 Peach - Jim Stuckey, DT
- 1981 Orange - Jeff Davis, LB
- 1987 Citrus - John Phillips, OG
- 1988 Citrus - Jesse Hatcher, OLB
- 1989 Gator - Levon Kirkland, OLB
- 1990 Hall of Fame - Eric Harmon, OG
Chris Gardocki, PK
- 1993 Peach - Brenton Buckner, DT
- 1999 Peach - Keith Adams, LB
- 2001 Humanitarian - Kyle Young, C
- 2003 Peach - Chad Jasmin, RB
Justin Miller, CB



- OVERVIEW
- COACHES
- UNIVERSITY
- TRADITIONS
- PLAYERS
- REVIEW
- OPPONENTS
- RECORDS

AWARD WINNERS

All-South

- 1937 - Charlie Woods, C; Don Willis, B
- 1938 - Gus Goins, E; Don Willis, B
- 1939 - George Fritts, T; Bob Sharpe, C
- 1939 - Banks McFadden, B
- 1948 - Bobby Gage, B
- 1950 - Wyndie Wyndham, LB; Bob Patton, T
- 1952 - Tom Barton, G

All-South Atlantic

- 1930 - Red Fordham, C
- 1934 - Randy Hinson, B
- 1935 - Clarence Inabinet, G
- 1935 - Bob Jones, E
- 1936 - Mac Folger, B

All-Southern Conference

- 1902 - Hope Sadler, E
John Maxwell, QB
- 1903 - Vet Sitton, E
O.L. Derrick, G
John Maxwell, QB
Jock Hanvey, FB
- 1904 - O.L. Derrick, T
- 1905 - O.L. Derrick, T
Fritz Furtick, HB
- 1913 - W. A. Schiletter, T
- 1917 - Mutt Gee, C
- 1919 - L.M. Lightsey, G
R.C. Potts, G
Stumpy Banks, B
- 1920 - L.M. Lightsey, G
- 1922 - L.M. Lightsey, T
- 1928 - O.K. Pressley, C
- 1929 - Goat McMillan, TB
- 1935 - Tom Brown, T
Clarence Inabinet, G
- 1937 - Charlie Woods, C
Bob Bailey, B
- 1938 - Gus Goins, E
Don Willis, B
- 1939 - Joe Blalock, E
George Fritts, T
Banks McFadden, B
Shad Bryant, B
- 1940 - Joe Blalock, E
George Fritts, T
Charlie Timmons, B
- 1941 - Joe Blalock, E
George Fritts, T
Charlie Timmons, B
- 1942 - Chip Clark, E
- 1944 - Ralph Jenkins, C

- 1945 - Ralph Jenkins, C
Bob Turner, T
- 1948 - Frank Gillespie, G
Bobby Gage, B
- 1949 - Ray Mathews, B
- 1950 - Glenn Smith, E
Fred Cone, B
- 1951 - Glenn Smith, E
Billy Hair, B
- 1952 - Billy Hair, B

Atlanta Touchdown Club Award

Given annually to the top back and lineman in the South by the members of the Atlanta Touchdown Club.

- 1977 - Steve Fuller, Back
- 1979 - Jim Stuckey, Tackle
- 1981 - Jeff Davis, Linebacker
- 1990 - Stacy Long, Offensive Tackle
- 1991 - Jeb Flesch, Offensive Guard

Bear Bryant Award Finalist

- 2011 - Dabo Swinney

Bob James Scholarship

Presented by the ACC to Clemson male athlete in who has been an outstanding student-athlete.

- 1984 - Mike Eppley, QB
- 1985 - John Watson, OT
- 1987 - David Treadwell, PK
- 1992 - Bruce Bratton, OT

Bobby Dodd National Coach-of-the-Year Award

- 2011 - Dabo Swinney

Bowl Game MVPs

- | | |
|-------------------|--|
| 1939 Cotton | Banks McFadden, B |
| 1948 Gator | Bobby Gage, QB |
| 1950 Orange | none chosen |
| 1951 Gator | none chosen |
| 1956 Orange | none chosen |
| 1958 Sugar | none chosen |
| 1959 Bluebonnet | Lowndes Shingler, QB |
| 1977 Gator | Jerry Butler, WR |
| 1978 Gator | Steve Fuller, QB |
| 1979 Peach | none chosen |
| 1981 Orange | Homer Jordan, QB
Jeff Davis, LB |
| 1985 Independence | Kenny Flowers, FB |
| 1986 Gator | Rodney Williams, QB |
| 1987 Citrus | Rodney Williams, QB
Dorian Mariable, LB |
| 1988 Citrus | Terry Allen, TB |

- 1989 Gator
 - 1990 Hall of Fame
 - 1991 Citrus
 - 1993 Peach
 - 1995 Gator
 - 1996 Peach
 - 1997 Peach
 - 1999 Peach
 - 2000 Gator
 - 2001 Humanitarian
 - 2002 Tangerine
 - 2003 Peach
 - 2005 Champs Sports
 - 2007 Chick-fil-A
 - 2008 Gator
 - 2009 Music City
- Note: Year is season, not necessarily date.

- Jesse Hatcher, OLB
- Levon Kirkland, OLB
- DeChane Cameron, QB
- DeChane Cameron, QB
- Chester McGlockton, DT
- Brentson Buckner, DT
- Emory Smith, FB
- Peter Ford, CB
- Raymond Priestler, TB
- Trevor Pryce, DT
- Rahim Abdullah, OLB
- Keith Adams, LB
- Rod Gardner, WR
- Woodrow Dantzler, QB
- John Leake, LB
- Kevin Youngblood, WR
- Leroy Hill, LB
- Chad Jasmin, RB
- James Davis, RB
- C.J. Spiller, RB
- Da'Quan Bowers, DE
- C.J. Spiller, RB

Brandon Streeter Award

Given to a Clemson student-athlete who overcomes injury to exceed on the field.

- 1999-00 - Brandon Streeter, Football
- 2002-03 - Kevin Youngblood, Football
- 2007-08 - Jacoby Ford, Football

Brian Piccolo Award

Presented by the Atlantic Coast Conference to the year's most courageous football player in memory of the late Wake Forest and Chicago Bear halfback.

- 1978 - Rex Varn, DB
- 1980 - Jack Cain, DB
- 1986 - Ray Williams, WR
- 1995 - Warren Forney, DT

Bronko Nagurski Award

National Award given by Football Writers Association to the nation's top defensive player.

- 2010 - Da'Quan Bowers, DE

CBS Defensive Player-of-the-Year

National Award given by CBS Sports and Chevrolet to the nation's outstanding defensive player.

- 1982 - Terry Kinard, DB

Citizens Savings Athletic Foundation Hall of Fame

Clemson representatives have received recognition from the Citizen Savings Foundation (formerly the Helms Athletic Foundation) which is located in Los Angeles, CA.

- Athletic Director** - Frank Howard, 1941-71 (Elected 1979)
- Coach** - Frank Howard, 1940-69 (Elected 1973)
- Player** - Banks McFadden, Back 1937-38-39 (Elected 1969)
- SID** - Bob Bradley, 1954-89 (Elected 1972); Joe Sherman, 1934-47 (Elected 1980)
- Athletic Trainer** - Fred Hoover, 1958-98 (Elected 1982)

Clemson Ring of Honor

Member (Retired Jersey)	Clemson	Inducted
Banks McFadden (#66)	1937-69	1994
Frank Howard	1931-69	1994
Steve Fuller (#4)	1975-78	1994
Jeff Davis (#45)	1978-81	1995
Fred Cone (#31)	1948-50	1997
Jerry Butler (#15)	1975-78	1999
Terry Kinard (#43)	1979-82	2001
Bob Bradley (SID)	1955-89	2005
1981 Team	1981	2006

Danny Ford Scholarship Award

- 2009 - Jess Bowers, DL
- 2010 - Michael Wade, QB/S
- 2011 - Dawson Zimmerman, P

Earl H. Blaik Fellowship

A scholarship given annually, sponsored by the NCAA, to a deserving scholar-athlete in the memory of the legendary Army coach, Earl Blaik

- 1964 - Jimmy Bell, QB

Eddie Robinson National Coach-of-the-Year Finalist

- 2011 - Dabo Swinney

FedEx Orange Bowl/Football Writers Association Courage Award

- 2006 - Ray Ray McElrathbey, CB

Francis Award

Presented for Leadership

- 1988 - Jeff Bak, C
- 1989 - Wesley McFadden, FB
- 1990 - Stacy Fields, TE
- 1991 - Rob Bodine, MG
- 1992 - Ashley Sheppard, OLB
- 1993 - Richard Moncrief, QB
- 1994 - Tim Jones, LB
- 1995 - Warren Forney, DT
- 1996 - Raymond White, DT
- 1997 - Lamont Hall, TE
- 1998 - Donald Broomfield, DT
- 1999 - Brandon Streeter, QB
- 2000 - Chad Carson, LB; Kyle Young, C
- 2001 - Chad Carson, LB
- 2002 - Jackie Robinson, WR
- 2003 - Tony Elliott, WR
- 2004 - Tommy Sharpe, C
- 2005 - Tye Hill, CB
- 2006 - Anthony Waters, LB
- 2007 - Cullen Harper, QB; Michael Hamlin, S
- 2008 - Jock McKissic, DT
- 2009 - Thomas Austin, OG
- 2010 - Marcus Gilchrist, CB
- 2011 - Dwayne Allen, TE

Frank Howard Award

For achievement bringing honor to Clemson.

- 1970 - Charlie Waters, Football
- 1971 - Jim Sursavage, Football
- 1972 - John McMakin, Football
- 1973 - Ben Anderson, Football
- 1974 - Henry Abadi, Men's Soccer
- 1975 - Bennie Cunningham, Football
- 1976 - Denny Walling, Baseball
- 1977 - Tree Rollins, Men's Basketball
- 1978 - Steve Fuller, Football
- 1979 - Steve Fuller, Football
Jerry Butler, Football
- 1980 - Noel Loban, Wrestling
- 1981 - Obed Ariri, Football
- 1982 - National Championship Football Team
- 1983 - Terry Kinard, Football
- 1984 - Mike Eppley, Football & Men's Basketball
- 1985 - Vincent Hamilton, Men's Basketball
- 1986 - Tina Krebs, Women's Track & Cross Country
- 1987 - Horace Grant, Men's Basketball
- 1988 - Pam Hayden, Women's Swimming
- 1989 - Mitzi Kremer, Women's Swimming
Kevin Johnson, Golf
- 1990 - Chris Patton, Golf
- 1991 - Lisa Dillard, Women's Track
- 1992 - Michael Green, Men's Track
- 1993 - Kim Graham, Women's Track
- 1994 - Sam Henson, Wrestling
- 1995 - Shane Monahan, Baseball
- 1996 - Kris Benson, Baseball
- 1997 - Mitch Sprengelmeyer, Men's Tennis
- 1998 - Shawn Crawford, Men's Track
- 1999 - Wojtek Krakowiak, Men's Soccer
- 2000 - Shawn Crawford, Men's Track
- 2001 - Cydonie Mothersill, Women's Track
- 2002 - Jamine Moton, Women's Track
- 2003 - National Championship Golf Team
- 2004 - Julie Coin, Women's Tennis
- 2005 - Gisele Oliveira, Women's Track
- 2006 - Kim Routh, Women's Swimming
- 2007 - Travis Padgett, Men's Track
Kyle Stanley, Golf
- 2008 - Travis Padgett, Men's Track
- 2009 - Jacoby Ford, Men's Track/Football
- 2010 - Patricia Mamon, Women's Track
- 2011 - Da'Quan Bowers, Football

Hamilton Bank of America Award

Most Valuable Player

- 1936 - Mac Folger, TB
- 1937 - Red Pearson, BB
- 1938 - Charlie Woods, C
- 1939 - Banks McFadden, B
- 1948 - Jack Miller, PK
- 1950 - Fred Cone, FB
- 1958 - Bill Thomas, C
- 1959 - Bill Mathis, HB
- 1961 - Ron Scruato, FB

SHAD BRYANT
(PICTURED) JOINED
BANKS McFADDEN
AND TWO OTHER
TIGERS ON THE 1939
ALL-SOUTHERN
CONFERENCE TEAM.





- OVERVIEW
- COACHES
- UNIVERSITY
- TRADITIONS
- PLAYERS
- REVIEW
- OPPONENTS
- RECORDS

AWARD WINNERS

- 1962 - Don Chuy, T
- 1963 - Pat Crain, FB
- 1964 - Hal Davis, HB
- 1965 - Thomas Ray, QB
- 1966 - Jimmy Addison, QB
- 1967 - Harry Olszewski, OG
- 1968 - Ray Yauger, TB
- 1969 - Ray Yauger, TB
- 1970 - Ray Yauger, TB
- 1971 - Larry Hefner, LB
- 1972 - Wade Hughes, TB
- 1973 - Ken Pengitore, QB
- 1974 - Mark Fellers, QB
- 1975 - Craig Brantley, FLK
- 1976 - Mike O' Cain, QB
- 1977 - Steve Fuller, QB
- 1978 - Steve Fuller, QB
- 1979 - Bubba Brown, LB; Billy Lott, QB
- 1980 - Obed Ariri, PK
- 1981 - Homer Jordan, QB
- 1982 - Terry Kinard, FS; Cliff Austin, TB
- 1983 - Kevin Mack, FB
- 1984 - William Perry, MG
- 1985 - Kenny Flowers, TB
- 1986 - Terrence Flagler, TB
- 1987 - Michael Dean Perry, DT; John Phillips, OG
- 1988 - Rodney Williams, QB; Donnell Woolford, CB
- 1989 - Chris Morocco, QB; Levon Kirkland, OLB
- 1990 - Chris Gardocki, PK; John Johnson, OLB
- 1991 - DeChane Cameron, QB; Rob Bodine, MG
- 1992 - Rodney Blunt, TB; Robert O'Neal, FS
- 1993 - Terry Smith, WR; Brentson Buckner, DT
- 1994 - Louis Solomon, QB; Tim Jones, LB
- 1995 - Raymond Priester, TB; Brian Dawkins, SS
- 1996 - Anthony Simmons, LB; Raymond Priester, TB
- 1997 - Anthony Simmons, LB; Tony Horne, WR
- 1998 - Chris Jones, LB; Mal Lawyer, WR
- 1999 - Keith Adams, LB; Rod Gardner, WR
- 2000 - Nick Eason, DL; Woodrow Dantzler, QB; Rod Gardner, WR
- 2001 - Chad Carson, LB; Woodrow Dantzler, QB
- 2002 - Nick Eason, DT; J.J. McKelvey, WR
- 2003 - Tye Hill, CB; Charlie Whitehurst, QB
- 2004 - Leroy Hill, LB; Aiese Currie, WR
- 2005 - Tye Hill, CB; Charlie Whitehurst, QB
- 2006 - Gaines Adams, DE; Chansi Stuckey, WR
- 2007 - Michael Hamlin, S; Cullen Harper, QB
- 2008 - Michael Hamlin, S; C.J. Spiller, RB
- 2009 - DeAndre McDaniel, S; C.J. Spiller, RB
- 2010 - Da'Quan Bowers, DE; Jamie Harper, RB
- 2011 - Tajh Boyd, QB; Andre Branch, DE

Hampshire Society Inductee

2011 - Dawson Zimmerman, P

High School All-Americans (Parade)

Year	Player, Pos.	Hometown
1979	Damon McCurdy, LB	Atlanta, GA
1980	Ricky Gray, TE	Mount Rainer, MD
1981	William Perry, MG	Aiken, SC
1983	Bo Holloman, DB	Myrtle Beach, SC
1984	Raymond Chavous, DL	Aiken, SC
	Richard McCullough, DL	Loris, SC
	Rodney Williams, QB	Columbia, SC
1986	Vince Robinson, QB	Jacksonville, FL
1987	Kelvin Hankins, OT	Camden, NJ
	John Johnson, LB	LaGrange, GA
1988	Michael Carr, QB	Amite, LA
	Chris Gardocki, PK/P	Stone Mountain, GA
	Howard Hall, FB	Gastonia, NC
	Chester McGlockton, DL	Whiteville, NC
	Tyron Mouzon, DB	Clearwater, FL
1989	Rudy Harris, RB	Brockton, MA
	Pierre Wilson, DL	Jackson, MS
1997	Robert Carswell, DB	Stone Mountain, GA
2001	Roscoe Crosby, WR	Union, SC
2006	Jamie Cumbie, DL	Morris, IL
	Richard Jackson, PK	Greer, SC
	C.J. Spiller, RB	Lake Butler, FL
2007	Willy Korn, QB	Lyman, SC
2008	Da'Quan Bowers, DE	Bamberg, SC
2009	Malliciah Goodman, DE	Florence, SC
2011	Stephone Anthony, LB	Polkton, NC
	Mike Bellamy, RB	Nocatee, FL
	Lateek Townsend, LB	Bennettsville, SC

Note: Since 1979.

High School All-Americans (USA Today)

Year	Player, Pos.	Hometown
1987	Kelvin Hankins, OT	Camden, NJ
	John Johnson, LB	LaGrange, GA
	Andrew Walker, LB*	Norwalk, CT
1988	Chris Gardocki, PK	Stone Mountain, GA
	Chester McGlockton, DL*	Whiteville, NC
	Tyron Mouzon, DB*	Clearwater, FL
1989	Rudy Harris, RB	Brockton, MA
	Eric Geter, DB*	Newnan, GA
	Robert O'Neal, DB*	Clarkston, GA
2001	Roscoe Crosby, WR	Union, SC
2002	Jeff Francouer, DB*	Lilburn, GA
2006	Ricky Sapp, DL	Bamberg, SC
	C.J. Spiller, RB	Lake Butler, FL
	Jamie Cumbie, DL*	Morris, IL
2007	Marcus Gilchrist, CB*	High Point, NC

2008	Da'Quan Bowers, DE*	Bamberg, SC
2011	Stephone Anthony, LB	Polkton, NC
	Tony Steward, LB	Hastings, FL
	Mike Bellamy, RB*	Nocatee, FL
	Charone Peake, WR*	Moore, SC
2012	Bradley Pinion, P*	Concord, NC

* - second-team pick; Note: Since 1982.

IPTAY Athlete-of-the-Year

Presented by Mr. & Mrs. Eugene P. Willimon to Clemson's most outstanding athlete each year based on athletic accomplishments with consideration given to character, leadership, and academics.

1978-79	Steve Fuller, Football
1979-80	Noel Loban, Wrestling
1980-81	Hans Koeleman, Men's Track
1981-82	Barbara Kennedy, Women's Basketball
1982-83	Terry Kinard, Football
1983-84	Mike Eppley, Football & Men's Basketball
1984-85	Vincent Hamilton, Men's Basketball
1985-86	Chuck Baldwin, Baseball
1986-87	Horace Grant, Men's Basketball
1987-88	Mitzi Kremer, Women's Swimming
1988-89	Brian Barnes, Baseball
1989-90	Lisa Dillard, Women's Track
1990-91	Dale Davis, Men's Basketball
1991-92	James Trapp, Men's Track
1992-93	Michael Green, Men's Track
1993-94	Sam Henson, Wrestling
1994-95	Duane Ross, Men's Track
1995-96	Kris Benson, Baseball
1996-97	Charles Warren, Golf
1997-98	Anthony Simmons, Football
1998-99	Jonathan Byrd, Golf
1999-00	Jonathan Byrd, Golf
2000-01	Rod Gardner, Football
2001-02	Khalil Greene, Baseball
	D.J. Trahan, Golf
2002-03	D.J. Trahan, Golf
2003-04	Gisele Oliveira, Women's Track
2004-05	Julie Coin, Women's Tennis
2005-06	Tyler Colvin, Baseball
	Tye Hill, Football
2006-07	Gaines Adams, Football
2007-08	Cliff Hammonds, Men's Basketball
2008-09	Varsity 4+ Rowing Team
2009-10	C.J. Spiller, Football
2010-11	Miller Moss, Men's Track

Jacobs Blocking Trophy (ACC)

Presented annually by Hugh & William Jacobs of Clinton, SC in memory of their late father, Dr. William P. Jacobs, to the outstanding blocker in the ACC, based on a vote by ACC assistant coaches.

1959 -	Doug Cline, FB
1966 -	Wayne Mass, T
1967 -	Harry Olszewski, G
1977 -	Joe Bostic, G
1983 -	James Farr, G
1987 -	John Phillips, OG

Jacobs Blocking Trophy (State)

Presented annually by Hugh & William Jacobs of Clinton, SC, in memory of their late father, Dr. William P. Jacobs, to the outstanding blocker in the state of South Carolina, based on a vote of assistant coaches.

1928 -	O.D. Padgett, BB
1930 -	Grady Salley, WB
1937 -	Don Willis, FB
1938 -	Don Willis, FB
1942 -	Marion Craig, BB
1944 -	Alton Cumbie, BB
1945 -	Alton Cumbie, BB
1948 -	Robert Martin, BB
1950 -	Dick Hendley, BB
1955 -	Dick Marazza, T
1957 -	Bill Thomas, C
1959 -	Doug Cline, FB
1965 -	Bo Ruffner, FB
1966 -	Wayne Mass, T
1967 -	Harry Olszewski, G
1968 -	Joe Lhotsky, T
1970 -	Dave Thompson, G
1973 -	Ken Peebles, T
1974 -	Ken Peebles, G
1977 -	Joe Bostic, G
1978 -	Joe Bostic, G
1982 -	Bob Mayberry, T

1983 -	James Farr, OG
1986 -	John Phillips, OG
1987 -	John Phillips, OG
1990 -	Stacy Long, OT
1991 -	Jeb Flesch, OG
1992 -	Stacy Seegars, OG

Jim Tatum Award

Presented to the top scholar among ACC football players.

1994 -	Ed Glenn, TE
2001 -	Kyle Young, C

John Mackey Award

National Award given to the nation's top tight end.

2011 -	Dwayne Allen, TE
--------	------------------

Keith Jackson Award of Excellence

Presented by ESPN and Cingular Wireless

2006 -	Ray Ray McElrathby, CB
--------	------------------------

Liberty Mutual National Coach-of-the-Year Award Finalist

2009 -	Dabo Swinney
2011 -	Dabo Swinney

Lowes Senior Class Award

Year	Player, Pos.	Final
2011	Dawson Zimmerman, P	10

McFadden Award

Presented to top college football player in South Carolina by the Greenville Touchdown Club.

1993 -	Terry Smith, WR
1996 -	Anthony Simmons, LB
1997 -	Anthony Simmons, LB
1999 -	Keith Adams, LB
2001 -	Woodrow Dantzler, QB
2003 -	Charlie Whitehurst, QB
2006 -	Gaines Adams, DE
2007 -	Cullen Harper, QB
2009 -	C.J. Spiller, RB
2011 -	Sammy Watkins, WR


McKelvin Award

Given annually to the Athlete-of-the-Year in the Southern Conference and/or ACC.

1947-48	Frank Gillespie (Football, Basketball, Baseball)
1995-96	Kris Benson (Baseball)

National Award Finalists

Year	Player	Award	Final
1982	Terry Kinard	CBS Defensive	1
1983	William Perry	Outland	10
1984	William Perry	Lombardi	4
1987	Michael Dean Perry	Outland	3
1990	Stacy Long	Outland	3
	Levon Kirkland	Butkus	5
1991	Ed McDaniel	Butkus	4
1997	Tony Horne	Biletnikoff	10
	Anthony Simmons	Butkus	10
1998	Antwan Edwards	Thorpe	10
1999	Keith Adams	Football News Defensive	15
2000	Keith Adams	Bednarik	3
		Butkus	3
		Football News Defensive	5
	Kyle Young	Rimington	3
	Chad Speck	Tatupu	5
	Woodrow Dantzler	O'Brien	8
	Rod Gardner	Biletnikoff	10
	Robert Carswell	Thorpe	12
2001	Kyle Young	Rimington	5
	Woodrow Dantzler	O'Brien	12
2002	Aaron Hunt	Groza	20
2004	Justin Miller	Thorpe	12
2005	Jad Dean	Groza	3
	Tye Hill	Thorpe	3
2006	Gaines Adams	Nagurski	5
		Hendricks	6
		Lombardi	12
		Bednarik	16
	James Davis	Walker	10
2008	Cullen Harper	Unitas	10
2009	C.J. Spiller	Walker	4
2010	Da'Quan Bowers	Hendricks	1
		Nagurski	1
		Bednarik	3
		Lombardi	3
	Dawson Zimmerman	Guy	10
2011	Dwayne Allen	Mackey	1



DWAYNE ALLEN (CENTER) WON THE 2011 JOHN MACKEY AWARD AS THE NATION'S TOP TIGHT END.



OVERVIEW
COACHES
UNIVERSITY
TRADITIONS
PLAYERS
REVIEW
OPPONENTS
RECORDS

AWARD WINNERS

Andre Branch	Hendricks	6
Dalton Freeman	Rimington	6
Tajh Boyd	O'Brien	10
	Maxwell	16
Sammy Watkins	Biletnikoff	10
	Walter Camp	10
Dawson Zimmerman	Wuerffel	13
Chandler Catanzaro	Groza	20

National Coordinator-of-the-Week

Year	Player	Opponent	Outlet
2011	Chad Morris	Auburn	Rivals
	Kevin Steele	Virginia Tech	Rivals

National Coordinator-of-the-Year

Year	Coordinator	Position	Outlet
2011	Chad Morris	OC	Rivals

National Football Foundation Hall of Fame

These men have received the highest honor the game of football accords in their selection to the Hall of Fame, which is located in South Bend, IN.

Coaches

Jess Neely, 1931-39 (Inducted 1971)
John Heisman, 1900-03 (Inducted 1954)
Frank Howard, 1940-69 (Inducted 1989)

Players

Banks McFadden (B), 1937-39 (Inducted 1959)
Terry Kinard (S), 1979-82 (Inducted 2001)
Jeff Davis (LB), 1978-81 (Inducted 2007)

National Football Foundation & HOF Scholar-Athlete Award

Given in recognition of excellence in football and academics, this award carries a stipend for postgraduate work.

1964 - Jimmy Bell, QB
1968 - Jimmy Addison, QB
1972 - Ben Anderson, DB
1978 - Steve Fuller, QB
2001 - Kyle Young, C

National Freshman-of-the-Year

Year	Player	Outlet
1995	Anthony Simmons	UPI
2011	Sammy Watkins	College Football News Rivals Sporting News

National Player-of-the-Week

Year	Player	Opponent	Outlet
1951	Glenn Smith	Auburn	AP
1958	Harvey White	Vanderbilt	AP
1974	Ken Callicutt	North Carolina	UPI
	Willie Anderson	South Carolina	SI
1978	Bubba Brown	N.C. State	SI
1980	Willie Underwood	South Carolina	SI
1995	Brian Dawkins	Duke	SI
1999	Brandon Streeter	Virginia	USA
	Keith Adams	Duke	Nagurski
2000	Woodrow Dantzler	Virginia	CNN.com
2001	Woodrow Dantzler	Georgia Tech	USA
		N.C. State	SN,
			CollegeFootballNews.com, SI.com
2005	Jad Dean	Texas A&M	USA
2006	James Davis	Georgia Tech	WC,
		USA, Rivals.com	
2009	C.J. Spiller	Miami (FL)	WC
2011	Sammy Watkins	Maryland	Capital One Cup Rivals
	Tajh Boyd	North Carolina	Capital One Cup
	Kourtnei Brown*	North Carolina	Walter Camp

* - defense

National Team-of-the-Week

Year	Opponent	Outlet
2003	Florida State	Football Writers
2011	Florida State	Football Writers

Nation's Most Versatile Athlete

Banks McFadden, Football, Basketball, Track, 1939-40

NCAA Postgraduate Scholarship

Given to a deserving scholar-athlete who is entering postgraduate work in conjunction with NCAA scholarship fund.

1964 - Jimmy Bell
1968 - Jimmy Addison

1972 - Ben Anderson
1979 - Steve Fuller
1985 - John Watson
2001 - Kyle Young

NCAA Top-Five Award

Given by the NCAA to the nation's top five outstanding senior student-athletes of the preceding calendar year.

1979 - Steve Fuller, Football

Renwick-Flanders Award

Most Improved Player

1973 - Curt Buttermore, OG
1974 - Mark Fellers, QB
1975 - Jimmy Weeks, OT
1976 - Bubba Brown, LB
1977 - Steve Ryan, FS
1978 - Lester Brown, TB
1979 - Jeff Davis, LB
1980 - Lee Nanne, OT
1981 - Brad Fisher, OT
1982 - Brian Butcher, OT
1983 - Bob Paulling, PK
1984 - Reid Ingle, OT
1985 - John Watson, OT
1986 - Tony Stephens, MG
1987 - Tony Stephens, MG
1988 - Mark Drag, MG
1989 - Hank Phillips, C
1990 - Arlington Nunn, SS
1991 - Rodney Blunt, TB
1992 - Warren Forney, DT
1993 - Tim Jones, LB
1994 - Andre Carter, FS
1995 - Patrick Sapp, OLB
1996 - Jamie Trimble, C
1997 - Lorenzo Bromell, DE
1998 - Kyle Young, OG
1999 - Dextra Polite, CB
2000 - Nick Eason, DE
2001 - Derrick Hamilton, WR
2002 - Justin Miller, CB
2003 - Tye Hill, CB
2004 - Tye Hill, CB
2005 - Chansi Stuckey, WR
2006 - Cole Chason, P
2007 - Cullen Harper, QB
2008 - Jacoby Ford, WR
2009 - Rashard Hall, S
2010 - Jarvis Jenkins, DT
2011 - Chandler Catanzaro, PK


Retired Numbers

#4 Steve Fuller, QB
#28 C.J. Spiller, RB
#66 Banks McFadden, B

R.F. Poole Award

Recognition of best Tiger offensive and defensive players in the Clemson-South Carolina game.

Year	Offense	Defense
1971	Tommy Kendrick	Larry Hefner
1972	Heidi Davis	Jim Williamson
1973	Smiley Sanders	Mike Buckner
1974	Ken Callicutt	Willie Anderson
1975	Harold Goggins	G.G. Galloway
1976	Tracy Perry	Rex Varn
1977	Steve Fuller	Roy Epps
1978	Lester Brown	Bubba Brown
1979	Obed Ariri	Jim Stuckey
1980	Homer Jordan	Willie Underwood
1981	Chuck McSwain	Bill Smith
1982	Homer Jordan	Terry Kinard
1983	Stacy Driver	James Robinson
1984	Steve Reese	Terence Mack
1985	Kenny Flowers	Raymond Chavous
1986	Ricardo Hooper	Donnell Woolford
1987	Danny Pearman	Donnell Woolford
1988	Rodney Williams	Jesse Hatcher
1989	Rodney Fletcher	Levon Kirkland
1990	Ronald Williams	Chester McGlockton
1991	DeChane Cameron	Levon Kirkland
1992	Les Hall	Tim Jones
1993	Emory Smith	Andre Humphrey
1994	Lamont Pegues	Mike Barber
1995	Antwan Wyatt	Leomont Evans
1996	Raymond Priester	Dexter McClean
1997	Nealon Greene	Antwan Edwards



KYLE YOUNG RECEIVED THE NATIONAL FOOTBALL FOUNDATION & COLLEGE HALL OF FAME SCHOLAR-ATHLETE AWARD IN 2001 FOR EXCELLENCE IN FOOTBALL AND ACADEMICS.

1998 - Javis Austin	Howard Bartley
1999 - Woodrow Dantzler	Keith Adams
2000 - Rod Gardner	Chad Carson
2001 - Kyle Young	Khaleed Vaughn
2002 - Charlie Whitehurst	Bryant McNeal
2003 - Chad Jasmin	Maurice Fountain
2004 - Reggie Merriweather	Leroy Hill
2005 - James Davis	Jamaal Fudge
2006 - C.J. Spiller	Jock McKissic
2007 - Aaron Kelly	Chris Chancellor
2008 - Starting Offensive Line	Chris Chancellor, Chris Clemons
2009 - Michael Palmer	Jamie Cumbie
2010 - DeAndre Hopkins	Brandon Thompson
2011 - Andre Ellington	Rashard Hall

Shingler/Dr. R.C. Edwards Sportsmanship Award (Athletic Department-Wide Award)

1979 - Charlie Bauman, MG
1981 - Jack Cain, DB
1982 - Jerry Gaillard, WR
1983 - Mike Eppley, QB
1985 - Mike Eppley, QB
1986 - Andy Newell, P
1987 - Bill Spiers, P
1988 - David Treadwell, PK
1989 - Rodney Williams, QB
1990 - Wesley McFadden, RB
1991 - Chris Gardocki, PK
1995 - Warren Forney, DT
2000 - Brandon Streeter, QB
2002 - Chad Carson, LB
2006 - Charlie Whitehurst, QB

Silver Anniversary ACC Team

Selected by the ACC Sports Writers Association honoring the players who participated in the conference during the first 25 years.
Harry Olszewski, OG, 1965-67 (selected in 1977)

Silver Anniversary All-American

Selected by *Sports Illustrated* honoring successful men who played college football in 1932.
Buck Priester, HB, Class of 1932 (selected in 1957)

South Carolina Athletic Hall of Fame

1960 - Banks McFadden
1961 - Frank Howard
1968 - Rock Norman
1969 - Joe Blalock
1973 - Fred Cone
1974 - Joel Wells
1976 - Bob Jones
1977 - Bill Mathis
1978 - Bobby Gage, John Heisman
1979 - Bill A. Hudson, Bob Hudson, Bob Sharpe
1980 - Charlie Waters

1981 - Jess Neely
1982 - Danny Ford
1986 - Dwight Clark, B.C. Inabinet
1987 - Tom Barton
1990 - Harry Olszewski
1991 - Steve Fuller
1993 - Mac Folger, Bennie Cunningham, Bob Jones
1995 - Jim Stuckey
1997 - Jerry Butler
1999 - Jeff Bostic
2000 - Buddy Gore
2001 - Bob Bradley, Jeff Davis
2002 - Terry Kinard
2003 - Perry Tuttle
2004 - Jeff Bryant, Dreher Gaskin
2005 - Gary Barnes, Michael Dean Perry, William Perry
2007 - Bill Spiers
2008 - Levon Kirkland
2010 - Joe Bostic
2011 - Chester McGlockton, Gene Moore

Sports Illustrated's All-Century Team

Terry Kinard, S

Swede Nelson Sportsmanship Award

Selected by the Boston Touchdown Club and awarded to the player who most exemplifies sportsmanship in college athletics for the United States.

1953 - Don King, B

Teague Award

Given annually, and selected by the sportswriters in North Carolina and South Carolina to the Amateur Athlete-of-the-Year in the two states.

1940 - Banks McFadden
1950 - Fred Cone

USA Today All-Decade Team

Presented by *USA Today* to the top-22 college players of the decade.
1980s - Terry Kinard, FS

Weaver-James Corrigan Postgraduate Scholarship

Given by the ACC to a deserving scholar-athlete in memory of ACC Commissioners.

1972 - Ben Anderson
1978 - Steve Fuller
1995 - Ed Glenn
1996 - Andy McCrorey
2002 - Chad Carson, Kyle Young
2003 - Jackie Robinson
2004 - Tony Elliott
2007 - Thomas Hunter
2010 - Michael Wade
2011 - Dawson Zimmerman



ALL-AMERICA TIGER STATS

- OVERVIEW
- COACHES
- UNIVERSITY
- TRADITIONS
- PLAYERS
- REVIEW
- OPPONENTS
- RECORDS

O.K. Pressley
C • Third Team, 1928

Banks McFadden
B • First Team, 1939

Year	GP-GS	Comp.	Att.	Int	Yds	Pct	Car.	Yds	Avg	Rec.	Yds	Avg
1937	9-0	0	2	1	0	.000	34	185	5.4	8	164	20.5
1938	9-6	10	20	0	169	.500	66	342	5.2	2	26	13.0
1939	9-8	31	70	6	581	.443	78	469	6.0	1	23	23.0
Totals	27-14	41	92	7	750	.446	178	996	5.6	11	213	19.4

Year	Plays	Off.	Y/P	TD	Pts	Int-Yds	Punts	Yds	Avg
1937	36	185	5.13	2	13	1-0	19	640	34.0
1938	86	511	5.94	5	31	1-5	29	1139	39.3
1939	148	1050	7.09	5	30	2-27	65	2828	43.5
Totals	270	1746	6.47	12	74	4-32	113	4607	40.8

Joe Blalock
E • First Team, 1940,41

Year	GP-GS	Rec.	Yds	Avg	TD	Pts	Int-Yds	Rush	Avg	C-A-I-Yds
1939	10-9	15	322	21.47	3	18	0-0	4-21	5.3	1-3-0-23
1940	9-8	10	211	21.10	4	24	1-45	15-58	3.9	1-8-0-22
1941	9-9	13	240	18.50	4	26	0-0	16-64	4.0	0-1-0-0
Totals	28-26	38	773	20.34	11	68	1-45	35-143	4.1	2-12-0-45

Ralph Jenkins
C • Second Team, 1945

Bobby Gage

TB/S • Second Team, 1948

Year	GP-GS	Comp	Att.	Passing				Rushing				
				Int	Yds	TD	Pct	Eff.	Att	Yds	Avg	Int-Yds
1945	8-4	8	14	1	171	1	.571	169.0	44	214	4.9	2-33
1946	5-4	24	44	3	388	2	.545	129.9	53	250	4.7	1-10
1947	9-9	47	115	13	1002	10	.409	120.2	114	502	4.4	2-16
1948	11-10	44	105	10	887	11	.419	129.3	105	343	3.3	5-38
Totals	33-27	123	278	27	2448	24	.442	127.2	316	1309	4.1	10-97

Year	KOR-Yds	PR-Yds	Plays	Off	Y/P	TDs	Pts	Punts	Yds	Avg
1945	2-43	8-64	58	385	6.6	0	0	22	779	35.4
1946	4-86	5-74	97	638	6.6	2	12	15	530	35.3
1947	10-244	14-98	229	1504	6.6	7	42	52	1950	37.5
1948	5-118	12-203	210	1230	5.9	1	7	37	1317	35.6
Totals	21-491	39-439	594	3757	6.3	10	61	126	4576	36.3

Jackie Calvert

TB/S • First Team, 1950

Year	GP-GS	Cmp	Att	Int	Yds	TD	Pct	Eff	Att	Yds	Avg	TD	Rec	Yds
1948	5-0	1	6	0	10	0	.167	83.37	20	143	7.2	1	0	0
1949	10-7	16	51	5	318	2	.314	77.71	62	292	4.7	7	5	133
1950	11-9	23	44	3	557	6	.523	188.85	105	663	6.3	4	5	119
Totals	26-16	40	101	8	885	8	.396	123.50	187	1098	5.9	12	10	252

Year	Plays	Off.	Y/P	PR-Yds	KR-Yds	Int-Yds	TD	Pts	Punts	Yds	Avg
1948	26	153	5.9	4-77	1-15	1-15	1	6	1	49	49.0
1949	112	610	5.4	15-131	6-98	2-37	7	42	26	1087	41.8
1950	149	1220	8.2	14-225	6-89	2-7	6	36	4	178	44.5
Totals	287	1983	6.9	33-433	13-202	5-59	14	84	31	1314	42.4

Tom Barton
G • Second Team, 1952

Joel Wells

B • Third Team, 1955

Year	GP-GS	Att	Yds	Avg	TD	Rec.	Yds	Avg	TD	PR-Yds	Int-Yds	KR-Yds
1954	10-7	74	352	4.8	3	3	34	11.3	0	2-13	1-0	2-20
1955	10-10	135	782	5.8	5	3	87	29.0	1	7-56	2-37	8-181
1956	11-11	156	678	4.3	6	4	80	20.0	0	2-16	2-6	6-140
Totals	31-28	365	1812	5.0	14	10	201	20.1	1	11-85	5-43	16-341

Lou Cordileone
T • First Team, 1959

Wayne Mass

OT • First Team, 1966


Harry Olszewski
OG • First Team, 1967

Dave Thompson
OG • First Team, 1970

Bennie Cunningham

TE • Consensus First Team, 1974 • First Team, 1975

Year	GP-GS	Rec.	Yds	Avg	TD	Rush	Yds	Avg	TD
1973	11-11	22	341	15.5	1	11	73	6.6	0
1974	11-11	24	391	16.3	7	3	4	1.3	0
1975	11-11	18	312	17.3	2	3	4	1.3	0
Totals	33-33	64	1044	16.3	10	17	81	4.8	0



TIGHT END BENNIE CUNNINGHAM WAS A CONSENSUS FIRST-TEAM ALL-AMERICAN IN 1974, THEN EARNED FIRST-TEAM ALL-AMERICA HONORS AGAIN IN 1975.

Joe Bostic

OG • First Team, 1977,78

Jerry Butler

WR • First Team, 1978

Year	GP-GS	Rec.	Yds	Avg	TD	Rush	Yds	KOR	Yds
1975	5-0	1	7	7.0	0	0	0	3	46
1976	11-11	33	484	14.6	4	3	23	3	32
1977	12-12	47	824	17.5	4	3	13	0	0
1978	12-12	58	908	15.7	3	0	0	0	0
Totals	40-35	139	2223	16.0	11	6	36	6	78

Steve Fuller

QB • Third Team, 1978

Year	GP-GS	Comp	Att	Yds	Int	TD	Pct	Car	Yds	Avg	TD
1975	8-1	22	46	354	3	2	.478	47	148	3.14	0
1976	11-9	58	116	835	6	5	.500	157	503	3.20	6
1977	12-12	106	205	1655	8	8	.517	178	437	2.45	6
1978	12-12	101	187	1515	4	7	.540	153	649	4.24	10
Totals	43-34	287	554	4359	21	22	.518	535	1737	3.25	22

Jim Stuckey

DT • First Team, 1979

Year	GP-GS	Tot	Hits	Ast	TL	Sacks	CF-RF	PBU
1976	10-4	33	19	14	4	0	0-0	0
1977	12-12	88	46	42	5	4	1-1	2
1978	12-12	87	46	41	7	4	1-0	2
1979	12-12	106	63	43	20	10	1-0	0
Totals	46-40	314	174	140	36	18	3-1	4

Obed Ariri

PK • First Team, 1980

Year	GP-GS	0-20	21-29	30-39	40-49	50+	Total	PATs	Pts
1977	12-11	1-1	2-2	3-3	3-6	1-8	10-20	23-24	53
1978	12-11	0-0	8-9	3-6	3-10	0-0	14-25	44-46	86
1979	12-11	2-2	4-7	6-6	4-6	0-1	16-22	14-15	62
1980	11-11	1-1	9-10	8-8	4-7	1-4	23-30	18-18	87
Totals	47-44	4-4	23-28	20-23	14-29	2-13	63-97	99-103	288

Jeff Davis

LB • First Team, 1981

Year	GP-GS	Tot	Hit	Ast	TFL	Sacks	PBU	Int-Yd	CF-RF
1978	5-0	11	5	6	0-0	0-0	1	1-10	3-2
1979	12-12	123	63	60	6-25	0-0	5	3-17	0-0
1980	11-11	160	108	52	2-7	0-0	4	0-0	3-2
1981	12-12	175	119	56	10-37	4-27	6	0-0	4-4
Totals	40-35	469	295	174	18-69	4-27	16	4-27	10-8

ALL-AMERICA TIGER STATS



- OVERVIEW
- COACHES
- UNIVERSITY
- TRADITIONS
- PLAYERS
- REVIEW
- OPPONENTS
- RECORDS

Perry Tuttle

WR • First Team, 1981

Year	GP-GS	Rec.	Yds	Avg	TD	LG	Rush	Yds	Avg	TD	KOR-Yds
1978	11-0	9	192	21.3	1	39	5	55	11.0	0	0-0
1979	12-12	36	544	15.1	4	81	2	12	6.0	0	0-0
1980	11-11	53	915	17.3	4	63	2	23	11.5	0	0-0
1981	12-12	52	883	17.0	8	80	3	21	7.0	0	12-266
Totals	46-35	150	2534	16.9	17	81	12	111	9.3	0	12-266

Jeff Bryant

DT • Second Team, 1981

Year	GP-GS	Tot	Hit	Ast	TFL	Sacks	PBU	CF-RF
1978	12-0	31	13	18	1-6	0-0	0	0-0
1979	12-0	37	22	15	0-0	0-0	0	0-0
1980	11-8	52	31	21	7-42	5-45	1	0-1
1981	12-12	92	69	23	19-74	8-61	2	2-1
Totals	47-20	212	135	77	27-122	13-106	3	2-2

Lee Nanney

OT • Second Team, 1981

Year	GP-GS	Plays
1978	1-0	10
1979	12-12	630
1980	11-11	645
1981	12-12	816
Totals	36-35	2101

Terry Kinard

DB • First Team, 1981 • Unanimous First Team, 1982

Year	GP-GS	Tot	Hit	Ast	TFL	PBU	Int-Yd-LG	CF-RF	PR-Yds-Avg
1979	12-3	35	15	20	0-0	5	3-93-40	0-0	0-0-0
1980	9-9	73	36	37	0-0	7	2-0-0	2-1	12-50-4.2
1981	12-12	95	74	21	1-5	6	6-51-19	1-0	0-0-0
1982	11-11	89	62	27	1-1	12	6-3-3	1-1	0-0-0
Totals	44-35	292	187	105	2-6	30	17-147-40	4-2	12-50-4.2

Johnny Rembert

LB • Third Team, 1982

Year	GP-GS	Tot	Hit	Ast	TFL	Sacks	PBU	Int-Yds	CF
1981	12-1	22	19	3	1-5	0-0	3	2-15	0
1982	10-9	64	37	27	8-23	1-2	5	6-128	3
Totals	22-10	86	56	30	9-28	1-2	8	8-143	3

James Robinson

DT • Second Team, 1983

Year	GP-GS	Tot	Hits	Ast	TFL	Sacks	CF-RF	PBU
1979	12-0	7	5	2	3-9	1-5	0-0	0
1980	11-5	47	33	14	5-23	2-12	0-0	2
1981	11-2	42	28	14	4-22	3-20	0-2	3
1983	11-11	83	57	26	13-20	5-43	2-2	5
Totals	45-18	179	123	56	25-74	11-80	2-4	10

James Farr

OG • Third Team, 1983

Year	GP-GS	Plays	KD
1980	11-1	125	9
1981	12-12	506	32
1982	11-11	602	35
1983	11-11	654	46
Totals	45-35	1887	122

William Perry

DT • Third Team, 1982 • Consensus First Team, 1983 • First Team, 1984

Year	GP-GS	Tot	Hit	Ast	TFL	Sacks	CF-RF	PBU	BK
1981	12-4	48	33	15	9-50	4-44	1-2	0	0
1982	11-7	52	30	22	9-66	5-38	3-1	0	0
1983	11-4	61	38	23	15-67	6-40	2-1	1	0
1984	11-11	100	67	33	27-111	10-69	2-3	1	1
Totals	45-26	261	168	93	60-294	25-191	8-7	2	1

Donald Igwebuike

PK • Third Team, 1984

Year	GP-GS	0-29	30-39	40-49	+50	FGM-A	LK	XPM-XPA	Pts
1981	12-9	2-2	6-7	1-4	1-4	10-17	52	1-1	31
1982	11-2	0-0	1-1	1-2	1-1	3-4	55	0-0	9
1983	10-0	1-1	0-0	1-1	1-3	3-5	55	1-1	10
1984	11-11	4-4	4-5	6-6	2-2	16-17	53	41-41	89
Totals	44-22	7-7	11-13	9-13	5-10	32-43	55	43-43	139

Dale Hatcher

P • Second Team, 1984

Year	GP-GS	P	Yds	Avg	-20	+50	LP	HB	Net
1981	11-10	44	1908	43.4	17	13	64	1	40.5
1982	11-11	46	1871	40.7	21	8	63	1	38.8
1983	11-11	47	2051	43.6	15	10	57	0	40.9
1984	11-11	54	2361	43.7	16	13	68	0	42.4
Totals	44-43	191	8191	42.9	69	44	68	2	40.7

Steve Reese

OG • Second Team, 1985

Year	GP-GS	Plays	KD
1982	10-0	100	12
1983	11-7	462	30
1984	11-11	572	42
1985	12-12	850	82
Totals	44-30	1984	166

Terrence Flagler

TB • First Team, 1986

Year	GP-GS	Att	Yds	Avg.	TD	LG	Rec.	Yds	Avg	TD	KOR	Yds
1982	9-0	29	120	4.0	0	14	0	0	0.0	0	4	108
1983	2-1	31	202	6.5	0	35	2	21	10.5	0	1	8
1984	10-2	75	350	4.7	5	43	8	63	7.5	2	0	0
1985	9-0	52	232	4.3	2	47	10	54	5.4	0	0	0
1986	12-10	192	1258	6.6	10	88	16	188	11.8	3	0	0
Totals	42-13	379	2162	5.7	17	88	36	326	9.1	5	5	116

John Phillips

OG • First Team, 1986 • Second Team, 1987

Year	GP-GS	Plays	KD
1984	11-0	50	0
1985	12-8	621	42
1986	12-12	864	100
1987	12-12	795	103
Totals	47-32	2330	245

David Treadwell

PK • Consensus First Team, 1987

Year	GP-GS	0-29	30-39	40-49	+50	Tot	PAT	LK	Pts
1985	11-11	4-6	8-8	5-8	0-2	17-24	25-25	49	76
1986	12-12	7-7	3-5	2-8	0-0	12-20	34-34	46	70
1987	11-11	7-8	7-8	4-6	0-0	18-22	33-34	43	87
Totals	34-34	18-21	18-21	11-22	0-2	47-66	92-93	49	233

Michael Dean Perry

DT • First Team, 1987


Year	GP-GS	Tot	Hits	Ast	TFL	Sacks	CF-RF	PBU
1984	11-10	75	48	27	15-63	7-37	3-0	1
1985	7-6	34	19	15	7-20	2-5	1-0	6
1986	12-5	56	31	25	15-84	9-60	0-0	5
1987	11-11	74	52	22	24-128	10-86	1-0	3
Totals	41-32	239	150	89	61-295	28-188	5-0	15

Donnell Woolford

CB • First Team, 1987 • Consensus First Team, 1988

Year	GP-GS	Tot	Hits	Ast	TFL	Int-Yd	PR-Yd	Avg	PBU
1985	12-0	21	12	9	0-0	1-34	1-14	14.0	2
1986	11-11	53	37	16	3-3	3-(-8)	25-203	8.1	12
1987	12-12	52	38	14	4-8	5-0	23-345	15.0	15
1988	12-12	61	45	16	5-18	1-0	29-192	6.6	15
Totals	47-35	187	132	55	12-29	10-26	78-754	9.7	44

Note: Had one sack for eight yards in 1987; had two punt returns for TDs in 1987; had three caused fumbles in 1988; had one blocked kick in 1985 and 1988.



OFFENSIVE GUARD JAMES FARR WAS A THIRD-TEAM ALL-AMERICAN IN 1983.



ALL-AMERICA TIGER STATS

- OVERVIEW
- COACHES
- UNIVERSITY
- TRADITIONS
- PLAYERS
- REVIEW
- OPPONENTS
- RECORDS

Stacy Long

OT • First Team 1989 • Consensus First Team 1990

Year	GP-GS	Plays	KD
1986	5-1	39	3
1988	12-1	344	17
1989	12-12	734	69
1990	11-11	601	52
Totals	40-25	1718	141

Chris Gardocki

PK • Third Team, 1989 • Second Team 1990

Year	GP-GS	0-29	30-39	40-49	+50	Tot	PAT	LK	Pts	KO	TB
1988	12-12	6-7	7-11	4-8	2-6	19-32	1-1	52	58	1	0
1989	12-12	10-10	2-5	10-13	0-1	22-29	41-41	49	107	32	9
1990	12-12	8-8	7-9	4-5	3-6	22-28	30-30	57	96	66	24
Totals	36-36	24-25	16-25	18-26	5-13	63-89	72-72	57	261	99	33

Year	Punts	Yds	-20	+50	Ret-Yd	LP	HB	Net	Avg
1988	45	1924	7	8	23-206	66	0	38.1	42.76
1989	48	2062	15	7	16-171	63	0	39.4	42.96
1990	58	2580	12	15	33-300	78	1	39.3	44.48
Totals	151	6566	34	30	72-677	78	1	39.1	43.48

Rob Bodine

MG • First Team, 1991

Year	GP-GS	Plays	Hits	Ast	Tot	TFL	Sacks	PBU	CF-RF	QP
1989	12-12	420	28	32	60	7-26	2-17	1	0-0	6
1990	11-11	484	42	36	78	14-47	5.5-32	1	1-1	11
1991	12-12	560	72	36	108	27-111	7.5-62	0	2-1	11
Totals	35-35	1464	142	104	246	48-184	15-111	2	3-2	28

Jeb Flesch

OG • Consensus First Team, 1991

Year	GP-GS	Plays	KD
1988	12-9	512	52
1989	12-12	759	85
1990	12-12	681	53
1991	12-12	705	77
Totals	48-45	2657	267

Levon Kirkland

OLB • Second Team, 1990 • First Team, 1991

Year	GP-GS	Plays	Hits	Ast	Tot	TFL	Sacks	PBU	CF-RF	QP	Int-Yd
1988	12-7	446	38	33	71	9-70	5.5-62	2	2-1	6	1-22
1989	12-12	463	38	39	77	9-70	6.5-64	7	2-3	16	3-47
1990	12-12	483	30	28	58	10-30	1.5-15	8	2-1	18	0-0
1991	12-12	536	47	20	67	12-55	5.5-35	6	1-2	15	0-0
Totals	48-43	1928	153	120	273	40-225	19-176	23	7-7	55	4-69

Ed McDaniel

LB • First Team, 1991

Year	GP-GS	Plays	Hits	Ast	Tot	TFL	Sacks	CF-RF	PBU	Int-Yd
1988	12-9	570	62	42	104	4-11	0-0	3-1	4	0-0
1989	12-6	363	32	30	62	3-4	0-0	1-0	5	0-0
1990	12-12	547	75	34	109	13-53	1-13	4-2	2	1-10
1991	12-11	554	72	42	114	10-22	0-0	2-1	3	0-0
Totals	48-38	2034	241	148	389	30-90	1-13	10-4	14	1-10

Stacy Seegars

OG • Second Team, 1992 • First Team, 1993

Year	GP-GS	Plays	KD
1990	6-0	69	2
1991	12-12	808	50
1992	11-11	791	103
1993	12-12	789	58
Totals	41-35	2457	213

Nelson Welch

PK • Third Team, 1992

Year	GP-GS	0-29	30-39	40-49	50+	Tot	LK	PAT	Pts
1991	12-12	8-10	6-8	5-6	0-3	19-27	47	31-35	88
1992	11-11	9-10	4-7	7-9	2-2	22-28	53	23-25	89
1993	12-12	9-11	4-5	2-8	0-0	15-24	47	17-18	89
1994	11-11	5-6	6-8	5-8	0-0	16-22	47	14-14	62
Totals	46-46	31-37	20-28	19-31	2-5	72-101	53	85-92	301

Brian Dawkins

SS • Second Team, 1995

Year	GP-GS	Plays	Hits	Asts	Tot	TFL	PBU	Int-Yds-TD	CF-RF	BK
1992	11-0	29	14	11	25	0-0	0	0-0-0	1-0	0
1993	12-12	740	43	23	66	3-7	10	3-13-0	2-1	1
1994	11-11	724	52	19	71	2-8	4	2-33-0	0-1	1
1995	12-12	754	60	29	89	4-22	9	6-55-1	1-2	1
Totals	46-35	2247	169	82	251	9-37	23	11-101-1	4-4	3

Anthony Simmons

ILB • Third Team, 1995 • First Team, 1996 • Consensus First Team, 1997

Year	GP-GS	Play	Hits	Ast	Tot	TFL	Sacks	PBU
1995	12-11	568	78	72	150	11-43	3.5-24	3
1996	12-12	709	92	86	178	16-58	7-58	2
1997	12-12	665	95	63	158	25-101	8-57	4
Totals	36-35	1942	265	221	486	52-202	18.5-139	9

Jim Bundren

OT • Second Team, 1997

Year	GP-GS	Plays	KD
1994	11-11	563	33
1995	12-12	650	24
1996	12-12	790	31
1997	12-12	769	43
Totals	47-47	2772	131

Antwan Edwards

DB • Third Team, 1998

Year	GP-GS	Plays	Hits	Ast	Tot	Int-Yds	PR-Yds	PBU	KOR-Yds
1995	12-0	212	23	18	41	0-0	4-57	2	2-40
1996	12-12	595	54	29	83	2-58	2-18	4	3-43
1997	11-11	694	38	14	52	4-81	0-0	15	12-280
1998	10-10	543	24	19	43	2-56	6-82	14	13-350
Totals	45-33	2044	139	80	219	8-195	12-157	35	30-713

Keith Adams

ILB • First Team, 1999 • Consensus First Team, 2000

Year	GP-GS	Plays	Hits	Ast	Tot	TFL	Sacks	Int	PBU	CF-RF	QP
1998	11-0	176	14	31	45	0-0	0-0	0	0	1-0	1
1999	12-12	864	119	67	186	35-171	16-122	0-0	3	2-2	25
2000	12-12	753	81	67	148	19-99	7-74	1-27	3	4-0	19
Totals	35-24	1793	214	165	379	54-270	23-196	1-27	6	7-2	45

Rod Gardner

WR • First Team, 2000

Year	GP-GS	Plays	Rec.	Yds	Avg.	TD	LG	20+	Y/G	KOR-Yds
1997	12-2	259	8	101	12.6	1	41	2	8.4	0-0
1998	11-3	317	20	263	13.2	1	63	2	23.1	0-0
1999	12-10	798	80	1084	13.6	4	49	15	90.3	0-0
2000	12-11	722	58	1050	18.1	7	50	20	87.5	8-168
Totals	47-26	2096	166	2498	15.0	13	63	39	53.1	8-168

Robert Carswell

FS • Third Team, 2000

Year	GP-GS	Plays	Hit	Ast	Tot	TFL	Sacks	Int	QP	PBU	CF-RF
1997	12-6	405	30	21	51	2-10	0-0	0-0	0	6	1-0
1998	11-11	705	56	46	102	4-7	0-0	0-0	0	4	0-0
1999	12-12	869	89	40	129	1-2	0-0	6-72	0	3	1-1
2000	12-12	780	45	47	92	1-2	1-2	2-29	0	2	0-2
Totals	47-41	2759	220	154	374	8-21	1-2	8-101	0	15	2-3



OFFENSIVE TACKLE STACY LONG (#67) WAS A TWO-TIME FIRST-TEAM ALL-AMERICAN (1989,90).

ALL-AMERICA TIGER STATS



- OVERVIEW
- COACHES
- UNIVERSITY
- TRADITIONS
- PLAYERS
- REVIEW
- OPPONENTS
- RECORDS



DEFENSIVE END ANDRE BRANCH WAS A SECOND-TEAM ALL-AMERICAN IN 2011.

Kyle Young

C • Second Team, 2000 • Third Team, 2001

Year	GP-GS	Plays	KD
1998	11-4	479	41
1999	12-12	919	83
2000	12-12	766	120
2001	12-12	854	168
Totals	47-40	3018	412

Brian Mance

CB • Fourth Team, 2002

Year	GP-GS	Plays	Hit	Ast	Tot	TFL	Int.	PBU	CF-RF	PR	KOR
1999	12-0	49	12	3	15	1-4	0-0	0	0-0	0-0	0-0
2000	12-3	279	24	15	39	1-2	3-72	5	1-1	6-192	6-157
2001	11-11	774	31	17	48	0-0	3-0	7	0-0	16-211	25-588
2002	13-13	823	50	12	62	1-14	6-1	11	2-0	4-31	2-43
Totals	48-27	1925	117	47	164	3-20	12-73	23	3-1	26-434	33-788

Leroy Hill

LB • Third Team, 2004

Year	GP-S	Plays	Hit	Ast	Tot	TFL	Sacks	Int	QP	PBU	CF-RF
2001	10-0	135	19	12	31	1-1	0-0	0-0	0	1	0-0
2002	13-0	47	16	13	29	1-1	0-0	0-0	0	0	0-1
2003	13-13	757	110	35	145	27-92	8-57	3-4	8	2	1-1
2004	11-11	677	74	32	106	19-88	8-66	0-0	7	1	0-0
Totals	47-24	1616	219	92	311	48-182	16-123	3-4	15	4	1-2

Justin Miller

KR • Second Team, 2004

Year	GP-S	Plays	Hit	Ast	Tot	TFL	Int	PBU	CF-RF	KOR	PR [^] TD
2002	13-8	674	43	18	61	0-0	8-50	9	2-0	13-456	0-0 1
2003	13-13	819	45	9	54	2-7	2-30	13	1-0	17-417	8-73 1
2004	11-11	718	46	8	54	0-0	3-14	9	0-1	20-661	26-339 3
Totals	37-32	2211	134	35	169	2-7	13-94	31	3-1	50-1534	34-412 5

[^] - kickoff and punt returns; Note: Also played four snaps on offense in 2004.

Tye Hill

CB • First Team, 2005

Year	GP-S	Plays	Hit	Ast	Tot	TFL	Sacks	Int	QP	PBU	CF-RF
2003	13-11	678	34	3	37	1-7	1-7	2-(-2)	0	7	1-0
2004	11-11	784	38	14	52	2-12	1-9	0-0	0	21	0-0
2005	12-12	717	41	13	54	5-14	1-1	3-35	0	7	1-1
Totals	36-34	2179	113	30	143	8-33	3-17	5-33	0	35	2-1

Year	GP-S	Plays	Car.	Yds	Avg	TD	LG	Rec	Yds	TD
2002	13-0	129	42	225	5.4	2	32	3	7	0

Gaines Adams

DE • Unanimous First Team, 2006

Year	GP-S	Plays	Hit	Ast	Tot	TFL	Sacks	Int	QP	PBU	CF-RF
2003	12-0	172	11	4	15	4-8	1-1	0-0	7	2	0-0
2004	11-1	346	22	13	35	8-26	5-20	0-0	5	4	0-0
2005	12-12	627	37	19	56	15-83	9.5-64	0-0	29	9	3-0
2006	13-13	582	42	20	62	17.5-106	12.5-87	0-0	25	6	2-3
Totals	48-26	1727	112	56	168	44.5-223	28-172	0-0	66	21	5-3

Nathan Bennett

OG • Third Team, 2006

Year	GP-GS	Plays	KD
2003	13-7	599	45
2004	11-10	510	44
2005	10-8	550	74.5
2006	13-13	649	100
Totals	47-38	2308	263.5

Chris McDuffie

OG • Second Team, 2007

Year	GP-GS	Plays	KD
2004*	10-0	128	0
2005	11-0	92	11
2006	13-5	340	50
2007	12-11	619	84
Totals	46-16	1179	145

* - played defense and had 12 tackles

Barry Richardson

OT • First Team, 2007

Year	GP-GS	Plays	KD
2004	11-7	471	19
2005	12-12	733	47
2006	13-13	684	75
2007	13-12	890	65
Totals	49-44	2778	206

C.J. Spiller

RB/KR • Unanimous First Team, 2009

Year	G-S	Snaps	Car	Yds	Avg	TD	Rec	Yds	TD	PR	KOR
2006	13-1	322	129	938	7.3	10	19	210	2	11-33	13-234
2007	13-5	508	145	768	5.3	3	34	271	2	16-137	19-547
2008	12-1	359	116	629	5.4	7	34	436	3	18-189	19-516
2009	14-12	505	216	1212	5.6	12	36	503	4	8-210	23-755
Totals	52-19	1694	606	3547	5.9	32	123	1420	11	53-569	74-2052

Thomas Austin

OG • Third Team, 2009

Year	GP-GS	Plays	KD
2006	8-0	117	22
2007	13-12	780	90
2008	13-13	795	98
2009	14-14	809	106
Totals	48-39	2501	316

DeAndre McDaniel

S • First Team, 2009 • Third Team, 2010

Year	G-S	Snaps	Hit	Ast	Tot	TFL	Sacks	Int	QP	PBU	CF-RF	PR
2007	13-0	438	27	6	33	4-11	0-0	2-0	3	6	0-0	1-7
2008	13-8	630	54	23	77	4-23	0-0	1-1	8	6	2-1	0-0
2009	14-14	892	74	28	102	5-17	2-11	8-128	3	2	1-0	0-0
2010	13-13	790	64	20	84	5.5-17	0-0	4-33	2	6	0-0	0-0
Totals	53-35	2750	219	77	296	18.5-68	2-11	15-162	16	20	3-1	1-7

Da'Quan Bowers

DE • Unanimous First Team, 2010

Year	G-S	Snaps	Hit	Ast	Tot	TFL	Sacks	Int	QP	PBU	CF-RF
2008	13-6	480	39	8	47	8-26	1-8	0-0	15	3	0-1
2009	12-11	475	37	21	58	11-36	3-20	0-0	12	1	1-1
2010	13-13	683	62	12	74	26-153	15.5-112	1-0	20	2	1-0
Totals	38-30	1638	138	41	179	45-215	19.5-140	1-0	47	6	2-2

Dwayne Allen

TE • Consensus First Team, 2011

Year	GP-GS	Rec.	Yds	Avg	TD	Rush	Yds	Avg	TD
2009	14-6	10	108	10.8	3	0	0	---	0
2010	13-13	33	373	11.3	1	0	0	---	0
2011	14-14	50	598	12.0	8	0	0	---	0
Totals	41-33	93	1079	11.6	12	0	0	---	0

Andre Branch

DE • Second Team, 2011

Year	GP-GS	Snaps	Hit	Ast	Tot	TFL	Sacks	Int	QP	PBU	CF-RF
2008	7-0	143	9	2	11	1-2	0-0	0-0	1	1	0-0
2009	14-0	337	33	13	46	8-57	2-17	0-0	7	2	0-0
2010	13-13	651	36	19	55	7.5-31	5-21	0-0	15	7	0-0
2011	14-14	755	64	21	85	17-86	10.5-75	0-0	17	1	1-1
Totals	48-27	1886	142	55	197	33.5-176	17.5-113	0-0	40	11	1-1


Sammy Watkins

WR/KR • First Team, 2011

Year	GP-GS	Rec.	Yds	Avg	TD	LG	Rush	Yds	Avg	TD	KOR-Yds
2011	13-10	82	1219	14.9	12	65	32	231	7.2	0	33-826

ALL-ACC SELECTIONS

GARY BARNES WAS A FIRST-TEAM ALL-ACC END IN 1959. THE YEAR CLEMSON FINISHED WITH A 9-2 RECORD AND A #11 FINAL NATIONAL RANKING.



OVERVIEW
COACHES
UNIVERSITY
TRADITIONS
PLAYERS
REVIEW
OPPONENTS
RECORDS

Year	Player	Pos.	Cl.	T
1953	Dreher Gaskin	E	Sr.	2
	Don King	B	So.	2
1954	Clyde White	T	Sr.	1
	Scott Jackson	E	Sr.	2
	Don King	B	Jr.	2
1955	Joel Wells	TB	Jr.	1
1956	Joel Wells	TB	Sr.	1
	Charlie Bussey	QB	Sr.	2
	John Grdijan	G	Jr.	2
	Dalton Rivers	E	Sr.	2
1957	Harvey White	QB	So.	1
	John Grdijan	G	Sr.	2
	Ray Masneri	E	Jr.	2
1958	Jim Padgett	T	Sr.	1
	Ray Masneri	E	Sr.	2
	Bill Thomas	C	Sr.	2
	Harvey White	B	Jr.	2
1959	Gary Barnes	E	So.	1
	Doug Cline	FB	Sr.	1
	Bill Mathis	HB	Sr.	1
	Harold Olson	T	Sr.	1
	Lou Cordileone	T	Sr.	2
	Paul Snyder	C	Sr.	2
1960	Lowndes Shingler	QB	Sr.	1
	Dave Lynn	G	Sr.	2
	Bill McGuirt	B	Jr.	2
1961	Tommy King	E	Sr.	1
1962	Don Chuy	T	Sr.	1
1963	Pat Crain	FB	Jr.	1
	Billy Weaver	G	Sr.	1
	Jack Aaron	T	Sr.	2
	Ted Bunton	C	Jr.	2
	Lou Fogle	E	Sr.	2
1965	Johnny Boyette	OT	Sr.	1
	Bill Hecht	LB	Sr.	1
	Hugh Mauldin	TB	Sr.	1
	Butch Sursavage	DE	So.	1
1966	Jimmy Addison	QB	Jr.	1
	Wayne Mass	OT	Jr.	1
	Harry Olszewski	OG	Jr.	1
	Wayne Page	DB	Sr.	1
	Butch Sursavage	DE	Jr.	1
1967	Jim Catoe	LB	Jr.	1
	Ronnie Ducworth	DE	Jr.	1
	Buddy Gore	TB	Jr.	1
	Frank Liberatore	DB	Sr.	1
	Wayne Mass	OT	Sr.	1
	Harry Olszewski	OG	Sr.	1
1968	John Cagle	DT	Sr.	1
	Jimmy Catoe	LB	Sr.	1
	Ronnie Ducworth	DE	Sr.	1
	Buddy Gore	TB	Sr.	1
	Joe Lhotsky	OT	Sr.	1
1969	Ivan Southerland	DE	Sr.	1
	Charlie Waters	OE	Sr.	1
	Ray Yaeger	TB	Jr.	1
1970	Don Kelley	DB	Jr.	1
	Dave Thompson	OG	Sr.	1
1971	Wayne Baker	DE	Sr.	1
	Larry Hefner	LB	Sr.	1
	John McMakin	TE	Sr.	1
1972	Frank Wirth	DT	Sr.	1
1973	Peanut Martin	DB	So.	1
	Ken Peeples	OT	Jr.	1
	Ken Pengitore	QB	Jr.	1
1974	Willie Anderson	MG	Sr.	1
	Bennie Cunningham	TE	Jr.	1
	Jim Ness	DB	Sr.	1
	Ken Peeples	OT	Sr.	1
1975	Bennie Cunningham	TE	Sr.	1
1977	Joe Bostic	OG	Jr.	1
	Jonathan Brooks	DE	Jr.	1
	Lacy Brumley	OT	Sr.	1
	Jerry Butler	SE	Jr.	1
	Steve Fuller	QB	Jr.	1
	Steve Ryan	DB	Jr.	1
	Randy Scott	LB	Jr.	1
1978	Joe Bostic	OG	Sr.	1
	Jonathan Brooks	DE	Sr.	1
	Bubba Brown	LB	Jr.	1
	Lester Brown	TB	Jr.	1
	Jerry Butler	SE	Sr.	1
	Steve Fuller	QB	Sr.	1
	Steve Kenney	OT	Sr.	1
	Steve Ryan	DB	Sr.	1
	Randy Scott	LB	Sr.	1
	Jim Stuckey	DT	Jr.	1
1979	Jeff Bostic	OG	Sr.	1

	Bubba Brown	LB	Sr.	1
	Steve Durham	DT	Jr.	1
	David Sims	P	Jr.	1
	Jim Stuckey	DT	Sr.	1
	Rex Varn	DB	Sr.	1
1980	Obed Ariri	PK	Sr.	1
	Perry Tuttle	FLK	Jr.	1
1981	Dan Benish	DT	Jr.	1
	Tony Berryhill	C	Sr.	1
	Jeff Bryant	DT	Sr.	1
	Jeff Davis	LB	Sr.	1
	Homer Jordan	QB	Jr.	1
	Terry Kinard	FS	Jr.	1
	Perry Tuttle	FLK	Sr.	1
1982	Cliff Austin	TB	Sr.	1
	Andy Headen	DE	Sr.	1
	Terry Kinard	FS	Sr.	1
	Frank Magwood	WR	Sr.	*1
	Bob Paulling	PK	Jr.	*1
	William Perry	MG	So.	1
	Johnny Rembert	LB	Sr.	1
1983	K.D. Dunn	TE	Jr.	1
	James Farr	OG	Sr.	1
	Rod McSwain	DB	Sr.	1
	Bob Paulling	PK	Sr.	1
	William Perry	MG	Jr.	1
	Edgar Pickett	DE	Sr.	1
	James Robinson	DT	Sr.	1
	Henry Walls	LB	Fr.	*1
1984	Mike Eppley	QB	Sr.	*1
	Dale Hatcher	P	Sr.	1
	Donald Igwebuike	PK	Sr.	1
	William Perry	MG	Sr.	1
	Steve Reese	OG	Jr.	1
	Terrance Roulhac	WR	So.	1
	Ronald Watson	DB	Sr.	1
1985	Steve Berlin	DT	Sr.	1
	Kenny Flowers	TB	Jr.	1
	Steve Reese	OG	Sr.	1
	Jim Riggs	TE	Jr.	1
1986	Terrence Flagler	TB	Sr.	1
	Delton Hall	CB	Sr.	1
	Terence Mack	DE	Sr.	1
	Michael Dean Perry	DT	Jr.	1

	John Phillips	OG	Jr.	1
	Jim Riggs	TE	Sr.	1
1987	Terry Allen	TB	Fr.	1
	Jeff Nunamacher	OT	Jr.	1
	Michael Dean Perry	DT	Sr.	1
	John Phillips	OG	Sr.	1
	Tony Stephens	MG	Sr.	1
	David Treadwell	PK	Sr.	1
	Donnell Woolford	CB	Jr.	1
1988	Terry Allen	TB	So.	1
	Mark Drag	MG	Sr.	1
	Jeff Nunamacher	OT	Sr.	1
	Donnell Woolford	CB	Sr.	1
	Chris Gardocki	P	Fr.	*2
	Jesse Hatcher	OLB	Sr.	*2
	James Lott	FS	Jr.	*2
	Richard McCullough	DT	Sr.	*2
1989	Doug Brewster	LB	Jr.	1
	Chris Gardocki	PK/P	So.	1
	Vance Hammond	DT	Jr.	1
	Levon Kirkland	OLB	So.	*1
	Stacy Long	OT	Jr.	1
	James Lott	FS	Sr.	1
	Otis Moore	DT	Sr.	*1
	Robert O'Neal	FS	Fr.	*1
	Hank Phillips	C	Sr.	*1
	Dexter Davis	CB	So.	*1
	Jeb Flesch	OG	So.	*2
	John Johnson	OLB	Jr.	*2
1990	Rob Bodine	MG	Jr.	1
	Dexter Davis	CB	Jr.	1
	Chris Gardocki	PK/P	Jr.	1
	Vance Hammond	DT	Sr.	1
	Eric Harmon	OG	Sr.	1
	Levon Kirkland	OLB	Jr.	1
	Stacy Long	OT	Sr.	1
	Ronald Williams	TB	Fr.	1
	Doug Brewster	LB	Sr.	2
	Jeb Flesch	OG	Jr.	2
	John Johnson	OLB	Sr.	2
	Ed McDaniel	LB	Jr.	2
1991	Rob Bodine	MG	Sr.	1
	Mike Brown	C	Sr.	1
	Jeb Flesch	OG	Sr.	1

	Levon Kirkland	OLB	Sr.	1
	Ed McDaniel	LB	Sr.	1
	Chester McGlockton	DT	Jr.	1
	Robert O'Neal	FS	Jr.	1
	Terry Smith	WR	So.	1
	Nelson Welch	PK	Fr.	1
	Bruce Bratton	OT	Sr.	2
	Ronald Williams	TB	So.	2
1992	Stacy Seegars	OG	Jr.	1
	Brentson Buckner	DT	Jr.	2
	Ashley Sheppard	OLB	Sr.	2
	Robert O'Neal	FS	Sr.	2
	Nelson Welch	PK	So.	2
1993	Brentson Buckner	DT	Sr.	1
	Stacy Seegars	OG	Sr.	1
	Brian Dawkins	SS	So.	2
	Andre Humphrey	CB	So.	2
	Tim Jones	LB	Jr.	2
	Brent LeJeune	OT	Jr.	2
	Nelson Welch	PK	Jr.	2
1994	Tim Jones	LB	Sr.	1
	Marvin Cross	DT	Jr.	2
	Brian Dawkins	SS	Jr.	2
	Wardell Rouse	OLB	Sr.	2
	Nelson Welch	PK	Sr.	2
1995	Brian Dawkins	SS	Sr.	1
	Anthony Simmons	LB	Fr.	1
	LaMarick Simpson	DT	Sr.	1
	Will Young	OG	Sr.	1
	Leomont Evans	FS	Sr.	2
	Dwayne Morgan	OT	Sr.	2
	Raymond Priester	TB	So.	2
	Jeff Sauve	PK	Sr.	2
1996	Jim Bundren	OT	Jr.	1
	Trevor Pryce	DT	Jr.	1
	Anthony Simmons	LB	So.	1
	Lamont Hall	TE	Jr.	2
	Dexter McClellan	CB	Sr.	2
	Raymond Priester	TB	Jr.	2
	Glenn Rountree	OG	Jr.	2
	Jamie Trimble	C	Sr.	2
1997	Jim Bundren	OT	Sr.	1
	Tony Horne	KR	Sr.	1
	Raymond Priester	TB	Sr.	1

	Glenn Rountree	OG	Sr.	1
	Anthony Simmons	LB	Jr.	1
	Lorenzo Bromell	DE	Sr.	2
	Antwan Edwards	DB	Jr.	2
	Tony Horne	WR	Sr.	2
	Raymond White	MG	Sr.	2
1998	Antwan Edwards	CB	Sr.	1
	Rahim Abdullah	OLB	Jr.	2
	Adrian Dingle	DE	Sr.	2
	Corey Hulsey	OG	Jr.	2
	Holland Postell	OT	Sr.	2
1999	Keith Adams	LB	So.	1
	Robert Carswell	FS	Jr.	1
	Rod Gardner	WR	Jr.	2
	Terry Jolly	DT	Jr.	2
	Dextra Polite	CB	Sr.	2
2000	Keith Adams	LB	Jr.	1
	Alex Ardley	CB	Jr.	1
	Robert Carswell	FS	Sr.	1
	Terry Jolly	DT	Sr.	1
	Kyle Young	C	Jr.	1
	Travis Zachery	RB	Jr.	1
	Rod Gardner	WR	Sr.	2
	Will Merritt	OG	Jr.	2
2001	Woodrow Dantzler	QB	Sr.	1
	Chad Carson	LB	Sr.	2
	Charles Hafley	DB	Sr.	2
	Will Merritt	OG	Sr.	2
	Kyle Young	C	Sr.	2
2002	Nick Eason	DT	Sr.	1
	Brian Mance	CB	Sr.	2
	Bryant McNeal	DE	Sr.	2
	Justin Miller	DB	Fr.	2
2003	Leroy Hill	LB	Jr.	1
	Derrick Hamilton	WR	Jr.	2
	Derrick Hamilton	KR	Jr.	2
	Gregory Walker	OT	Sr.	2
	Donnell Washington	DT	Jr.	2
2004	Airese Currie	WR	Sr.	1
	Leroy Hill	LB	Sr.	1
	Justin Miller	DB	Jr.	2
	Justin Miller	KR	Jr.	2
2005	Tye Hill	CB	Sr.	1
	Chansi Stuckey	WR	Jr.	1
	Jad Dean	PK	Jr.	2
	Roman Fry	OG	Jr.	2
	Charlie Whitehurst	QB	Sr.	2
2006	Gaines Adams	DE	Sr.	1
	Nathan Bennett	OG	Sr.	1
	James Davis	RB	So.	1
	Barry Richardson	OT	Jr.	1
	Chansi Stuckey	WR	Sr.	1
	Dustin Fry	C	Sr.	2
	C.J. Spiller	RB	So.	2
2007	James Davis	RB	Jr.	1
	Aaron Kelly	WR	Jr.	1
	Chris McDuffie	OG	Sr.	1
	Barry Richardson	OT	Sr.	1
	Michael Hamlin	S	Jr.	2
	Cullen Harper	QB	Jr.	2
2008	Michael Hamlin	S	Sr.	1
	C.J. Spiller	ST	Jr.	1
	Thomas Austin	OL	Jr.	2
	Aaron Kelly	WR	Sr.	2
	C.J. Spiller	RB	Jr.	2
2009	DeAndre McDaniel	S	Jr.	1
	Michael Palmer	TE	Sr.	1
	C.J. Spiller	KR	Sr.	1
	Thomas Austin	OG	Sr.	2
	Jacoby Ford	WR	Sr.	2
	Chris Hairston	OT	Jr.	2
	Ricky Sapp	DE	Sr.	2
	C.J. Spiller	RB	Sr.	2
2010	Da'Quan Bowers	DE	Jr.	1
	Chris Hairston	OT	Sr.	1
	Jarvis Jenkins	DT	Sr.	1
	DeAndre McDaniel	S	Sr.	1
	Dwayne Allen	TE	So.	2
2011	Dwayne Allen	TE	Jr.	1
	Tajh Boyd	QB	So.	1
	Andre Branch	DE	Sr.	1
	Dalton Freeman	C	Jr.	1
	Sammy Watkins	WR	Fr.	1
	Chandler Catanzaro	PK	So.	2
	Andre Ellington	RB	Jr.	2
	Brandon Thompson	DT	Sr.	2
	Sammy Watkins	KR	Fr.	2

* - AP; ^ - UPI

PRO PLAYERS (ALL LEAGUES)



- OVERVIEW
- COACHES
- UNIVERSITY
- TRADITIONS
- PLAYERS
- REVIEW
- OPPONENTS
- RECORDS

ABDULLAH, RAHIM, OLB (1998)
Cleveland Browns, 1999,00
Edmonton Eskimos (CFL), 2002-04
Calgary Stampeders (CFL), 2005,06

ADAMS, GAINES, DE (2006)
Tampa Bay Buccaneers, 2007-09
Chicago Bears, 2009
2007 All-Rookie Team
First-Round Draft Choice, fourth player chosen, 2007

ADAMS, KEITH, LB (2000)
Dallas Cowboys, 2001,02
Berlin Thunder (NFL), 2002
Philadelphia Eagles, 2002-05
Miami Dolphins, 2006
Cleveland Browns, 2007

ALEXANDER, KEVIN, DE (2009)
Denver Broncos, 2010

ALLEN, TERRY, TB (1989)
Minnesota Vikings, 1991-94
Washington Redskins, 1995-98
New England Patriots, 1999
New Orleans Saints, 2000
Baltimore Ravens, 2001
1996 Pro Bowl; 1996 All-Pro

ARIRI, OBED, PK (1980)
Washington Federals (USFL), 1983
Tampa Bay Buccaneers, 1984
Washington Redskins, 1987

AUSTIN, CLIFF, TB (1982)
New Orleans Saints, 1983,84
Atlanta Falcons, 1984-86
Tampa Bay Buccaneers, 1987

***AUSTIN, THOMAS**, C (2009)
New England Patriots, 2010
Houston Texans, 2011

BALDWIN, BOB, B (1964)
Baltimore Colts, 1966,67

BARBER, MIKE, LB (1994)
Seattle Seahawks, 1995-97
Indianapolis Colts, 1998,99
New York/New Jersey Hitmen (XFL), 2001

BARNES, GARY, OE (1961)
Green Bay Packers, 1962,63
Dallas Cowboys, 1963
Chicago Bears, 1964
Atlanta Falcons, 1966,67
First player signed and to score points for Atlanta; 1962 NFL World Champion

BENISH, DAN, DT (1982)
Atlanta Falcons, 1983-86
Washington Redskins, 1987,88
1987 Super Bowl Champion

BENNETT, CHARLES, DE (2005)
Tampa Bay Buccaneers, 2006,07
Tennessee Titans, 2008

BENNETT, NATHAN, OG (2006)
Baltimore Ravens, 2008

BOSTIC, JEFF, C (1979)
Washington Redskins, 1980-93
1982,87,91 Super Bowl Champion; 1983 Pro Bowl

BOSTIC, JOE, OG (1978)
Saint Louis Cardinals, 1979-88
1979 All-Rookie Team

***BOWERS, DA'QUAN**, DE (2010)
Tampa Bay Buccaneers, 2011

BOYER, SHELTON, WR (1985)
Miami Dolphins, 1987 (replacement player)

BREWSTER, DOUG, LB (1990)
Saskatchewan Roughriders (CFL), 1991
Winnipeg Blue Bombers (CFL), 1993

BROMELL, LORENZO, DE (1997)
Miami Dolphins, 1998-01
Minnesota Vikings, 2002
Oakland Raiders, 2003
New York Giants, 2004
1998 NFL All-Rookie Team

BROOKS, JONATHAN, LB (1978)
Detroit Lions, 1979
Atlanta Falcons, 1980
Philadelphia Stars (USFL), 1983,84
1984 USFL Champions

BROWN, LESTER, TB (1979)
Saskatchewan Roughriders (CFL), 1980,81
Montreal Concordes (CFL), 1983
Toronto Argonauts (CFL), 1984,85
Winnipeg Blue Bombers (CFL), 1986

BRYANT, JEFF, DT (1981)
Seattle Seahawks, 1982-93
First-Round Draft Choice, sixth player chosen, 1982

BUCKNER, BRENTSON, DT (1993)
Pittsburgh Steelers, 1994-96
Played in 1996,03 Super Bowls
Kansas City Chiefs, 1997
Cincinnati Bengals, 1997
San Francisco 49ers, 1998-00
Carolina Panthers, 2001-05

BUNDREN, JIM, C (1997)
New York Jets, 1998
Cleveland Browns, 1999,00
Miami Dolphins, 2002

***BUTLER, CREZDON**, CB (2009)
Pittsburgh Steelers, 2010
Arizona Cardinals, 2011

BUTLER, JERRY, WR (1978)
Buffalo Bills, 1979-87
AFC Offensive Rookie-of-the-Year by UPI/
Sporting News
First-Round Draft Choice, fifth player chosen, 1979

CAGLE, JOHN, DT/LB/G (1968)
Boston Patriots, 1969

CALLICUTT, KEN, TB (1977)
Detroit Lions, 1978-82

CAMERON, DeCHANE, QB (1991)
Edmonton Eskimos (CFL), 1992

CARSWELL, ROBERT, DB (2000)
San Diego Chargers, 2001,02

***CHAVIS, MIGUEL**, FB (2010)
Pittsburgh Steelers, 2011 (injured reserve)

CHILDRESS, O.J., LB (1998)
New York Giants, 1999
Amsterdam Admirals (NFL), 2000
Carolina Panthers, 2000

CHIPLEY, BILL, E/DB (1941)
Boston Yanks, 1947,48
New York Bulldogs, 1949

CHUY, DON, OG (1962)
Los Angeles Rams, 1963-68
Philadelphia Eagles, 1969

CIURCIU, VINCE, LB (1999)
Tampa Bay Buccaneers, 2003
Carolina Panthers, 2003-06
Minnesota Vikings, 2007,08
Detroit Lions, 2009,10

CLARK, BRIAN, OG (1981)
Denver Broncos, 1982 (taxi squad)

CLARK, DWIGHT, WR (1978)
San Francisco 49ers, 1979-87
Led NFC in Receiving, 1981,82; 1981 and 1984 Super Bowl Champion; 1982,83 NFL Pro Bowl; 1982 NFL MVP

***CLEMONS, CHRIS**, S (2008)
Miami Dolphins, 2009-11

CLINE, DOUG, LB (1959)
Houston Oilers, 1960-66
San Diego Chargers, 1966

COLEY, JAMES, TE (1988)
Chicago Bears, 1990-92
Indianapolis Colts, 1991

CONE, FRED, B/PK (1950)
Green Bay Packers, 1951-57
Dallas Cowboys, 1960
1955 NFL Field-Goal leader

***CONNER, KAVELL**, LB (2009)
Indianapolis Colts, 2010
2010 NFL All-Rookie

COOPER, GARY, WR (1989)
Montreal Machine (WLAFL), 1991

CORDILEONE, LOU, DE/DT/OG (1959)
New York Giants, 1960
San Francisco 49ers, 1961
Los Angeles Rams, 1962
Pittsburgh Steelers, 1962,63
New Orleans Saints, 1967,68
First-Round Draft Choice, 1959

CROSBY, ROSCOE, WR (2003)
Indianapolis Colts, 2005

CRUTCHFIELD, DARREL, DB (2000)
Philadelphia Eagles, 2001
Edmonton Eskimos (CFL), 2003,04
Montreal Alouettes (CFL), 2006

***CUMBIE, JAMIE**, DT (2009)
Oakland Raiders, 2010

CUNNINGHAM, BENNIE, TE (1975)
Pittsburgh Steelers, 1976-83,85
First-Round Draft Choice, 28th player chosen, 1976
1978, 1979 Super Bowl Champion

CURRIE, AIRESE, WR (2004)
Chicago Bears, 2005,06

DAIGNEAULT, DOUG, B (1959)
Ottawa Roughriders (CFL), 1960-63
Winnipeg Blue Bombers (CFL), 1964,65

DANFORTH, KENNY, SS (1985)
Los Angeles Raiders, 1987 (replacement player)

DANTZLER, WOODROW, QB (2001)
Dallas Cowboys, 2002
Atlanta Falcons, 2003
Frankfurt Galaxy, 2005 (NFL)

DAVIS, BILLY, LB (1983)
Saint Louis Cardinals, 1984

DAVIS, DEXTER, CB (1990)
Phoenix Cardinals, 1991,92
Los Angeles Rams, 1993-95

***DAVIS, JAMES**, RB (2008)
Cleveland Browns, 2009,10
Washington Redskins, 2010
Detroit Lions, 2011

DAVIS, JEFF, LB (1981)
Tampa Bay Buccaneers, 1982-87
Captain of Tampa Bay, 1984-87

DAVIS, TY, CB (1984)
New York Giants, 1985,86 (Injured reserve entire 1986 season with Super Bowl Champions)
Detroit Lions, 1987

DAWKINS, BRIAN, SS (1995)
Philadelphia Eagles, 1996-08
Denver Broncos, 2009-11
1996 All-Rookie; 1999,01,02,04,05,06,08,09,11 Pro Bowl; 2001,02,04,06 All-Pro

DIGGS, BUBBA, TE (1981)
Washington Federals (USFL), 1983

DINGLE, ADRIAN, DE (1998)
San Diego Chargers, 1999-04

DOLCE, CHRIS, OG (1979)
Washington Federals (USFL), 1983

DOWNER, COLE, TE (2005)
Amsterdam Admirals (NFL), 2006

DRIVER, STACY, TB (1985)
Cleveland Browns, 1987 (replacement player)

DUKES, MIKE, LB (1958)
Houston Oilers, 1960-63
Boston Patriots, 1964,65
New York Jets, 1965

DUNN, K.D., TE (1984)
Tampa Bay Buccaneers, 1985
Washington Redskins, 1987
New York Jets, 1988
Montreal Machine (WLAFL), 1991

DURHAM, STEVE, DE (1980)
Baltimore Colts, 1982

***EASON, NICK**, DT (2002)
Denver Broncos, 2003
Scottish Claymores (NFL), 2003
Cleveland Browns, 2004-06
Pittsburgh Steelers, 2007-10
Arizona Cardinals, 2011
2008 Super Bowl Champion

EDWARDS, ANTWAN, CB (1998)
Green Bay Packers, 1999-03
Miami Dolphins, 2004
Atlanta Falcons, 2005
First-round draft pick, 1999

EPPE, ROY, DB (1977)
Tampa Bay Bandits (USFL), 1983
Arizona Wranglers (USFL), 1984

EVANS, LEOMONT, FS (1995)
Washington Redskins, 1996-99
Los Angeles Xtreme (XFL), 2001

FARR, JAMES, OG (1983)
Washington Federals (USFL), 1984
Orlando Renegades (USFL), 1985

FLAGLER, TERRENCE, TB (1986)
San Francisco 49ers, 1987-89
Dallas Cowboys, 1990
Phoenix Cardinals, 1990,91
First-Round Draft Choice, 25th player chosen, 1987
1988 and 1989 Super Bowl Champion

FLOWERS, KENNY, TB (1986)
Atlanta Falcons, 1987,1989

***FORD, JACOBY**, WR (2009)
Oakland Raiders, 2010,11
2010 NFL All-Rookie

FRITTS, GEORGE, OT (1941)
Philadelphia Eagles, 1945


FRY, DUSTIN, C (2006)
Saint Louis Rams, 2007,08
Carolina Panthers, 2009

FUDGE, JAMAAL, S (2005)
Jacksonville Jaguars, 2006,07
Atlanta Falcons, 2008,09

FULLER, STEVE, QB (1978)
Kansas City Chiefs, 1979-83
Los Angeles Rams, 1983
Chicago Bears, 1984-87
San Diego Chargers, 1988
First-Round Draft Choice, 23rd player chosen, 1979; 1985 Super Bowl Champion

GADDIS, C.J., CB (2006)
Atlanta Falcons, 2007

GAGE, BOBBY, TB (1948)
Pittsburgh Steelers, 1949,50
First-round draft pick, sixth player chosen, 1948



TIGHT END JAMES COLEY PLAYED WITH THE BEARS AND COLTS IN THE EARLY 1990S.



PRO PLAYERS (ALL LEAGUES)

- OVERVIEW
- COACHES
- UNIVERSITY
- TRADITIONS
- PLAYERS
- REVIEW
- OPPONENTS
- RECORDS

GAMBLE, JASON, C (1998)
Scottish Claymores (NFL), 2000
Orlando Rage (XFL), 2001

GARDNER, ROD, WR (2000)
Washington Redskins, 2001-04
Carolina Panthers, 2005
Green Bay Packers, 2005
Kansas City Chiefs, 2006
First-Round Draft Choice, 2001

GARDOCKI, CHRIS, P/PK (1990)
Chicago Bears, 1991-94
Indianapolis Colts, 1995-98
Cleveland Browns, 1999-03
Pittsburgh Steelers, 2004-06
1996 Pro Bowl
2005 Super Bowl Champion

GETER, ERIC, DB (1992)
Las Vegas Posse (CFL), 1994

***GILCHRIST, MARCUS, DB** (2010)
San Diego Chargers, 2011

GREENE, NEALON, QB (1997)
Toronto Argonauts (CFL), 1998-01
Saskatchewan Roughriders (CFL), 2002-05
Montreal Alouettes (CFL), 2006

GRIFFIN, STEVE, TB (1986)
Atlanta Falcons, 1987

***GRISHAM, TYLER, WR** (2008)
Pittsburgh Steelers, 2009-11

***HAIRSTON, CHRIS, OT** (2010)
Buffalo Bills, 2011

HALL, BEN, TE (2004)
Arizona Cardinals, 2005
Amsterdam Admirals (NFL), 2006,07

HALL, DELTON, CB (1986)
Pittsburgh Steelers, 1987-91
San Diego Chargers, 1992,93
1987 All-Rookie Team

HALL, HOLLIS, DB (1981)
Arizona Wranglers (USFL), 1983
Houston Gamblers (USFL), 1984

HALL, LAMONT, TE (1997)
Rhein Fire (NFL), 1999
Green Bay Packers, 1999
New Orleans Saints, 2000-05

HAMILTON, DERRICK, DT (2003)
San Francisco 49ers, 2004-06
Tampa Bay Buccaneers, 2007

HAMLIN, MICHAEL, S (2008)
Dallas Cowboys, 2009,10
Jacksonville Jaguars, 2010

HAMMOND, VANCE, DT (1990)
Sacramento Goldminers (CFL), 1994

***HARPER, JAMIE, RB** (2010)
Tennessee Titans, 2011

HARRELL, RICKY, C (1972)
New York Jets, 1973

HARRIS, RUDY, FB (1992)
Tampa Bay Buccaneers, 1993,94

HATCHER, DALE, P (1984)
Los Angeles Rams, 1985-89, 91
Miami Dolphins, 1993
1985 All-Pro, 1985 All-Rookie, 1985 Pro Bowl
First Kicker Chosen in 1985 Draft

HAYES, RUDY, LB (1958)
Pittsburgh Steelers, 1959,60,62

HEADEN, ANDY, LB (1982)
New York Giants, 1983-88
1986 Super Bowl Champion

HEFNER, LARRY, LB (1971)
Green Bay Packers, 1972-75

HENDERSON, JEROME, CB (1990)
New England Patriots, 1991-93, 96
Buffalo Bills, 1993,94
Philadelphia Eagles, 1995
New York Jets, 1997,98
Played in 1994 and 1996 Super Bowl

HENDLEY, DICK, QB (1950)
Pittsburgh Steelers, 1951

HENRY, WILLIAM, OT (2003)
Frankfurt Galaxy (NFL), 2005
Seattle Seahawks, 2005

***HILL, LEROY, LB** (2004)
Seattle Seahawks, 2005-11

HILL, TYE, CB (2005)
Saint Louis Rams, 2006-08
Atlanta Falcons, 2009
Detroit Lions, 2010
First-Round Draft Choice, 2006
All-Rookie Team, 2006

HORNE, TONY, WR (1997)
Saint Louis Rams, 1998-00
1999 Super Bowl Champion; NFL Kickoff
Return Champion, 1999

HUDSON, BILL, DT (1956)
Montreal Alouettes (CFL), 1957-60
San Diego Chargers, 1961,62
Boston Patriots, 1963
1962 Pro Bowl

HUDSON, BOB, DE/LB/DB (1950)
New York Giants, 1951,52
Philadelphia Eagles, 1953-55,57,58
Washington Redskins, 1959
Dallas Texans, 1960
Denver Broncos, 1960,61

HULSEY, COREY, OG (1998)
Buffalo Bills, 2001
Oakland Raiders, 2003-06

IGWEBUIKE, DONALD, PK (1984)
Tampa Bay Buccaneers, 1985-89
Minnesota Vikings, 1990
Baltimore (CFL), 1994

INABINET, CLARENCE, OG (1935)
Rochester Tigers, 1936

JACKSON, STEVEN, FB (2005)
Carolina Panthers, 2006

JAMISON, BRANDON, LB (2002)
Atlanta Falcons, 2005
Carolina Panthers, 2006,07

JAMISON, VONTRELL, DE (2004)
Dallas Cowboys, 2005

***JENKINS, JARVIS, DT** (2010)
Washington Redskins, 2011 (injured reserve)

JENKINS, RALPH, C (1946)
Pittsburgh Steelers, 1947

JENNINGS, KEITH, WR (1988)
Dallas Cowboys, 1989
Montreal Machine (WLAF), 1991
Chicago Bears, 1991-97
Las Vegas Outlaws (XFL), 2001

JOHNSON, JOHN, OLB (1990)
San Francisco 49ers, 1991-93
Cincinnati Bengals, 1994
New Orleans Saints, 1995

JOHNSON, TRACY, FB (1988)
Houston Oilers, 1989
Atlanta Falcons, 1990,91
Seattle Seahawks, 1992-95
Tampa Bay Buccaneers, 1996

JOLLY, TERRY, DT (2000)
Barcelona Dragons (NFL), 2002

JONES, CHRIS, LB (1998)
Barcelona Dragons (NFL), 2000

JORDAN, HOMER, QB (1982)
Saskatchewan Roughriders (CFL), 1983-85
Ottawa Roughriders (CFL), 1985
Winnipeg Blue Bombers (CFL), 1986
Cleveland Browns, 1987 (replacement player)

KENNEY, STEVE, OT (1978)
Philadelphia Eagles, 1979-86
Detroit Lions, 1986,87
1980 Super Bowl participant

KINARD, TERRY, DB (1982)
New York Giants, 1983-89
Houston Oilers, 1990
First-Round Draft Choice, 10th player chosen, 1983
1983 All-Rookie Team; 1986 Super Bowl
Champion; 1988 Pro Bowl

KIRKLAND, LEVON, OLB (1991)
Pittsburgh Steelers, 1992-00
Seattle Seahawks, 2001
Philadelphia Eagles, 2002
Played in 1996 Super Bowl; 1996,97 Pro Bowl;
1996,97 All-Pro; NFL All-Decade Team (1990s)

LATIMER, AL, DB (1978)
Philadelphia Eagles, 1979
San Francisco 49ers, 1980
Winnipeg Blue Bombers (CFL), 1981
Detroit Lions, 1982-84

LEAKE, JOHN, LB (2003)
Atlanta Falcons, 2005,06
Green Bay Packers, 2005

MACK, KEVIN, RB (1983)
Los Angeles Express (USFL), 1984
Cleveland Browns, 1985-93
1985, 1987 Pro Bowl; 1985 All-Rookie Team

MACK, TERENCE, DE (1986)
Saint Louis Cardinals, 1987

MANCE, BRIAN, CB (2002)
Amsterdam Admirals (NFL), 2004

MASS, WAYNE, T (1967)
Chicago Bears, 1968-70
Miami Dolphins, 1971
New England Patriots, 1972
Philadelphia Eagles, 1972

MATHEWS, RAY, End (1950)
Pittsburgh Steelers, 1951-59
Dallas Cowboys, 1960
Calgary Stampeders (CFL), 1961
1952, 1953, 1955 NFL Pro Bowl

MATHIS, BILL, RB (1959)
New York Titans, 1960-62
New York Jets, 1963-69
1968 Super Bowl Champion; 1961 All-Pro;
1961, 1963 AFL Pro Bowl

MCCALL, JEFF, FB/TE (1982)
Los Angeles Raiders, 1983 (taxi squad)

MCCANLESS, JIM, OG (1958)
Houston Oilers, 1960

MCCLEON, DEXTER, CB (1996)
Saint Louis Rams, 1997-02
Kansas City Chiefs, 2003-05
Houston Texans, 2006
1999 Super Bowl Champion

MCCULLOUGH, RICHARD, DT (1988)
Denver Broncos, 1989,90

McDANIEL, ED, ILB (1991)
Minnesota Vikings, 1992-01
1998 Pro Bowl

McFADDEN, BANKS, B (1939)
Brooklyn Dodgers, 1940

McGLOCKTON, CHESTER, DT (1991)
Oakland Raiders, 1992-97
Kansas City Chiefs, 1998-00
Denver Broncos, 2001,02
New York Jets, 2003
1994-96 All-Pro; 1994-97 Pro Bowl

McKENZIE, DAMONTE, DT (1998)
Dallas Cowboys, 2000
Rhein Fire (NFL), 2002
Amsterdam Admirals (NFL), 2003

McMAKIN, JOHN, TE (1971)
Pittsburgh Steelers, 1972-74
Detroit Lions, 1975
Seattle Seahawks, 1976
1974 Super Bowl Champion

McNEAL, BRYANT, DE (2002)
Denver Broncos, 2003,04
Seattle Seahawks, 2005
Oakland Raiders, 2006

McSWAIN, CHUCK, RB (1982)
Dallas Cowboys, 1983,84
New England Patriots, 1987

McSWAIN, ROD, DB (1983)
New England Patriots, 1984-90
Played in 1986 Super Bowl

***MERLING, PHILLIP, DE** (2007)
Miami Dolphins, 2008-11

MILLER, JUSTIN, CB (2004)
New York Jets, 2005-09
Oakland Raiders, 2008,09
2006 Pro Bowl

MILTON, ELDRIDGE, LB (1985)
Chicago Bears, 1987

MOORE, OTIS, DT (1989)
Birmingham Fire (WLAF), 1991,92

MORGAN, DWAYNE, OT (1995)
Toronto Argonauts (CFL), 1998,99,02
Atlanta Falcons, 2003

MULLIGAN, WAYNE, C (1969)
Saint Louis Cardinals, 1969-73
New York Jets, 1974,75

OLSON, HAROLD, OT (1959)
Buffalo Bills, 1960-62
Denver Broncos, 1963,64
1962 All-Pro

OLSZEWSKI, HARRY, OG (1967)
Montreal Alouettes (CFL), 1969,70

O'NEAL ROBERT, FS (1992)
Indianapolis Colts, 1993-95
Amsterdam (World League), 1996,97

PAGLIEI, JOE, B (1955)
Calgary Stampeders (CFL), 1956
Philadelphia Eagles, 1959
New York Titans, 1960

***PALMER, MICHAEL, TE** (2009)
Atlanta Falcons, 2010,11

PATTON, BOB, OT (1951)
New York Giants, 1952


PEEPLES, KEN, OG (1974)
Winnipeg Blue Bombers (CFL), 1975

PERRY, MICHAEL DEAN, DT (1987)
Cleveland Browns, 1988-94
Denver Broncos, 1995-97
Kansas City Chiefs, 1997
1988 All-Rookie Team; 1989-91, 1993 All-Pro;
1989-91, 1993,94,96 Pro Bowl

PERRY, WILLIAM, MG/FB (1984)
Chicago Bears, 1985-1992
Philadelphia Eagles, 1993,94
London Monarchs, 1996
1985 Super Bowl Champion; 1985 All-Rookie Team
First-Round Draft Choice, 22nd player chosen, 1985

PLEASANT, REGGIE, CB (1984)
Atlanta Falcons, 1985
Tampa Bay Buccaneers, 1986
Toronto Argonauts (CFL), 1987-94
Edmonton Eskimos (CFL), 1996,97
1988 All-CFL; 1988-91 All-Division; 1991 Grey
Cup Champion; Argonauts interception record

POOLE, BOB, End (1963)
San Francisco 49ers, 1964,65
Houston Oilers, 1966,67



TIGHT END MICHAEL PALMER PLAYED HIS SECOND SEASON WITH THE FALCONS IN 2011.

PRO PLAYERS (ALL LEAGUES)



- OVERVIEW
- COACHES
- UNIVERSITY
- TRADITIONS
- PLAYERS
- REVIEW
- OPPONENTS
- RECORDS

POTTS, ROBERT, T (1919)
Frankford Yellow Jackets, 1926
NFL World Champion, 1926

PRIESTER, RAYMOND, RB (1997)
Tennessee Oilers, 1998

PROCTOR, WILL, QB (2006)
Montreal Alouettes (CFL), 2007
Calgary Stampeders, 2008
2008 Grey Cup Champion

PRYCE, TREVOR, DT (1996)
Denver Broncos, 1997-05
Baltimore Ravens, 2006-10
New York Jets, 2010
First-Round Draft Choice, 28th player chosen, 1997
1997,98 Super Bowl Champion; 1999-02 Pro Bowl

REESE, ARCHIE, DE (1977)
San Francisco 49ers, 1978-81
1981 Super Bowl Champion
Los Angeles Raiders, 1982,83
Pittsburgh Maulers (USFL), 1984

REEVES, MARION, TB (1973)
Philadelphia Eagles, 1974
Winnipeg Blue Bombers (CFL), 1975,76


REMBERT, JOHNNY, LB (1982)
New England Patriots, 1983-92
1988 All-Pro; 1988 Pro Bowl

***RICHARDSON, BARRY, OT** (2007)
Kansas City Chiefs, 2008-11

RIGGS, JIM, TE (1986)
Cincinnati Bengals, 1987-92
Washington Redskins, 1993

ROBINSON, JAMES, DT (1983)
Los Angeles Express (USFL), 1984,85

ROME, STAN, WR (1975)
Kansas City Chiefs, 1979-82
Washington Federals (USFL), 1983



WIDEOUT CHANSI STUCKEY PLAYED HIS FIFTH SEASON IN THE NFL WITH THE ARIZONA CARDINALS IN 2011.

ROUNTREE, GLENN, G (1997)
Carolina Panthers, 1998
Denver Broncos, 1999
Barcelona Dragons (NFL), 2000
Memphis Maniax (XFL), 2001

ROUSE, WARDELL, OLB (1994)
Tampa Bay Buccaneers, 1995,96
Rhein Fire (NFL), 1998

RYANS, LARRY, WR (1992)
Detroit Lions, 1993
Tampa Bay Buccaneers, 1996
Rhein Fire (NFL), 1998,99
Los Angeles Xtreme (XFL), 2001

SAPP, PATRICK, OLB (1995)
San Diego Chargers, 1996,97
Arizona Cardinals, 1998,99
Memphis Maniax (XFL), 2001

***SAPP, RICKY, DE** (2009)
Philadelphia Eagles, 2010 (injured reserve)
New York Jets, 2011

SAUVE, JEFF, PK (1995)
Rhein Fire (NFL), 1999

***SCOTT, DORELL, DT** (2008)
Saint Louis Rams, 2009-11

SCOTT, JIM, DL (1983)
Orlando Renegades (USFL), 1985

SCOTT, RANDY, LB (1978)
Winnipeg Blue Bombers (CFL), 1980
Calgary Stampeders (CFL), 1980

SHEPPARD, ASHLEY, OLB (1992)
Minnesota Vikings, 1993-95
Jacksonville Jaguars, 1995
Los Angeles Rams, 1995

SIMMONS, ANTHONY, LB (1997)
Seattle Seahawks, 1998-04
First-Round Draft Choice, 15th player chosen, 1998

SIMMONS, WAYNE, OLB (1992)
Green Bay Packers, 1993-96
Kansas City Chiefs, 1997,98
1993 All-Rookie Team; 1996 Super Bowl Champion

SIMS, MARVIN, FB (1979)
Baltimore Colts, 1980,81

SMITH, AKIL, OT (2001)
Washington Redskins, 2002
Barcelona Dragons (NFL), 2003

SMITH, EMORY, FB (1995)
Scottish Claymores (NFL), 1999

SMITH, RICHARD, DB (1988)
Raleigh-Durham Skyhawks (WFLA), 1991

SMITH, RONNIE, LB (1977)
Saskatchewan Roughriders (CFL), 1980

Washington Redskins, 1979
Miami Dolphins, 1980

THOMAS, DOUG, WR (1990)
Seattle Seahawks, 1991-93

THOMAS, RODNEY, LB (2002)
Amsterdam Admirals (NFL), 2004

THOMPSON, DAVE, C/OG/T (1970)
Detroit Lions, 1971-73
New Orleans Saints, 1974,75

THORSLAND, OSCAR, End (1962)
Ottawa Roughriders (CFL), 1963

TIMMONS, CHARLIE, B (1941)
Brooklyn Dodgers, 1946

TINSLEY, SID, TB (1944)
Pittsburgh Steelers, 1945

TRAPP, JAMES, DB (1992)
Oakland Raiders, 1993-98
Baltimore Ravens, 1999-02
Jacksonville Jaguars, 2003
2000 Super Bowl Champion

TREADWELL, DAVID, PK (1987)
Denver Broncos, 1989-92
New York Giants, 1993,94
1989 Pro Bowl; 1989 All-Rookie Team

TRIPLETT, DANNY, LB (1982)
Washington Federals (USFL), 1984

TUTEN, RICH, DL (1978)
Ottawa Roughriders (CFL), 1980

TUTTLE, PERRY, WR (1981)
Buffalo Bills, 1982,83
First-Round Draft Choice, 1982
Tampa Bay Buccaneers, 1984
Atlanta Falcons, 1984
Winnipeg Blue Bombers (CFL), 1986-91
1987 All-CFL; 1990 Grey Cup Champion; Inducted into Winnipeg Blue Bombers Hall of Fame, 1997

VAUGHN, KHALEED, DE (2003)
Atlanta Falcons, 2004
Carolina Panthers, 2005

WALKER, GREGORY, OG (2003)
New York Giants, 2004

WALLS, HENRY, LB (1985)
New York Jets, 1987 (replacement player)
Montreal Machine (WFLA), 1991

WALTERS, JOEY, WR/DB (1976)
Winnipeg Blue Bombers (CFL), 1977
Saskatchewan Roughriders (CFL), 1977,78,80-82
British Columbia Lions (CFL), 1979
Washington Federals (USFL), 1983,84
Orlando Renegades (USFL), 1985
Houston Oilers, 1987
1982 All-CFL; Set CFL receiving record, 1982

WASHINGTON, DONNELL, DT (2003)
Green Bay Packers, 2004,05 (injured reserve)

WASHINGTON, JAY, RB (1973)
Winnipeg Bombers (CFL), 1974-79
Saskatchewan Roughriders (CFL), 1980
CFL Rushing Leader, 1976

WATERS, ANTHONY, LB (2006)
San Diego Chargers, 2007,08
New Orleans Saints, 2009,10
2009 Super Bowl Champion

WATERS, CHARLIE, CB (1969)
Dallas Cowboys, 1970-78,80,81
1971 and 1977 Super Bowl Champion; 1977, 1978 All-Pro; 1976-78 Pro Bowl; Selected to All-Time Cowboys team

WELLS, JOEL, B (1956)
Montreal Alouettes (CFL), 1957-60
New York Giants, 1961

WHITE, HARVEY, QB (1959)
Boston Patriots, 1960
First player ever signed by Patriots

***WHITEHURST, CHARLIE, QB** (2005)
San Diego Chargers, 2006-09
Seattle Seahawks, 2010,11

WHITLEY, CURTIS, C (1991)
San Diego Chargers, 1992-94
Played in 1995 Super Bowl
Carolina Panthers, 1995,96
1995 All-Pro by *Sports Illustrated*
Oakland Raiders, 1997

WILLIAMS, BRETT, DE (1996)
Seattle Seahawks, 1998

WILLIAMS, KEITH, LB (1986)
Los Angeles Raiders, 1987 (replacement player)

WILLIAMS, PERRY, CB (1986)
New England Patriots, 1987 (replacement player)

WILLIAMS, RAY, WR (1986)
Cleveland Browns, 1987 (replacement player)

WILLIAMS RONALD, RB (1992)
Hamilton Tigercats (CFL), 1997-01
Edmonton Eskimos (CFL), 2002

WITHERSPOON, DERRICK, RB (1993)
Shreveport Pirates, 1994
Philadelphia Eagles, 1995-97

WITHERSPOON, TERRY, FB (2000)
Dallas Cowboys, 2001

WOOLFORD, DONNELL, CB (1988)
Chicago Bears, 1989-96
Pittsburgh Steelers, 1997
Carolina Panthers, 1998
1993 Pro Bowl

WORTHY, FRED, End (1983 track)
Oakland Invaders (USFL), 1984

YOUNGBLOOD, KEVIN, WR (2003)
Atlanta Falcons, 2004-06

* - active; Note: Super Bowl years are seasons, not year played; includes outdoor football only; includes practice squad players.

NFL GAME LEADERS

Player	Years	Seasons	GP
Chris Gardocki	1991-06	16	244
Brian Dawkins	1996-11	16	224
Jeff Bostic	1980-93	14	184
Trevor Pryce	1997-10	14	184
Chester McGlockton	1992-03	12	179
Levon Kirkland	1992-02	11	176
Jeff Bryant	1982-93	12	175
Brentson Buckner	1994-05	12	174
Charlie Waters	1970-82	11	160
James Trapp	1993-03	11	149
Michael Dean Perry	1988-97	10	148
Dexter McCleon	1997-06	10	148
William Perry	1986-95	10	138
Bill Mathis	1960-69	10	137
Dwight Clark	1979-87	9	134
Joe Bostic	1979-88	10	132
Terry Allen	1991-01	10	130
Johnny Rembert	1983-92	10	126
Donnell Woolford	1989-97	9	126
Ed McDaniel	1992-01	10	125
Terry Kinard	1983-90	8	121
Tracy Johnson	1989-96	8	121

Note: Years are total seasons played at least one game; years lost to injury do not count; **bold** denotes active player.

NFL SEASON LEADERS

Player	Years	GP	Seasons
Chris Gardocki	1991-06	244	16
Brian Dawkins	1996-11	224	16
Jeff Bostic	1980-93	184	14
Trevor Pryce	1997-10	184	14
Jeff Bryant	1982-93	175	12
Chester McGlockton	1992-03	179	12
Brentson Buckner	1994-05	174	12
Charlie Waters	1970-82	160	11
Levon Kirkland	1992-02	176	11
James Trapp	1993-03	149	11
Ray Mathews	1951-60	114	10
Bob Hudson	1951-61	106	10
Bill Mathis	1960-69	137	10
Bennie Cunningham	1975-85	118	10
Joe Bostic	1979-88	132	10
Johnny Rembert	1983-92	126	10
William Perry	1986-95	138	10
Michael Dean Perry	1988-97	148	10
Terry Allen	1991-02	130	10
Ed McDaniel	1992-01	125	10
Dexter McCleon	1997-06	148	10

Note: Years are total seasons played at least one game; years lost to injury do not count; **bold** denotes active player.


CLEMSONTIGERS.COM



NFL DRAFT PICKS

- OVERVIEW
- COACHES
- UNIVERSITY
- TRADITIONS
- PLAYERS
- REVIEW
- OPPONENTS
- RECORDS

Date	Rd	Pick	Player, Pos.	Team
12-9-38	5	40	Don Willis, B	Giants
	16	142	Gus Goins, E	Cardinals
12-9-39	1	4	*Banks McFadden, B	Dodgers
	13	120	Joe Payne, G	Giants
	18	161	Shad Bryant, B	Cardinals
12-22-41	5	35	Joe Blalock, E	Lions
	19	176	*Charlie Timmons, B	Redskins
4-8-43	20	189	Marion Butler, B	Bears
4-6-45	10	93	Billy Poe, B	Bears
1-14-46	6	43	Marion Woods, G	Steelers
	15	136	Jim Hough, G	Packers
	29	276	Frank Saunders, T	Packers
12-16-46	8	57	*Bill Chiple, E/DB	Yanks
	16	138	*Ralph Jenkins, C	Steelers
	27	246	Tom Salisbury, G	Giants
12-21-48	1	6	*Bobby Gage, B	Steelers
	2	14	Bobby Gage, B	Colts (AFC)
	7	71	Frank Gillespie, G	Eagles
1-18-51	3	27	*Fred Cone, B	Packers
	7	81	*Ray Mathews, B	Steelers
	11	131	Wyndie Wyndham, LB	Yanks
	12	146	*Bob Hudson, E	Giants
	22	262	*Dick Hendley, B	Steelers
	25	300	Jackie Calvert, B	Rams
1-12-52	5	59	*Bob Patton, T	Giants
	13	148	Billy Hair, B	Packers
1-22-53	6	66	Tom Barton, G	Steelers
	10	121	Dreher Gaskins, E	Lions
	18	209	Jim Shirley, B	Bears
	29	340	Earl Wrightenberry, T	Cardinals
1-28-54	24	285	Nathan Gressette, T	Eagles
1-27-55	16	190	Clyde White, G	Eagles
	21	244	Buck George, B	Redskins
	28	334	Wingo Avery, C	Eagles
1-12-56	4	43	B.C. Inabinet, T	Colts
	22	254	Dick Marazza, T	Lions
	25	292	Billy O'Dell, B	Steelers
1-31-57	2	18	*Joel Wells, B	Packers
	3	34	*Bill Hudson, T	Cardinals
1-28-58	17	200	Bill Thomas, C	Rams
	24	280	Jim Padgett, C	Eagles
1-21-59	14	158	Jack Smith, T	Eagles
	14	162	*Mike Dukes, B	49ers
	16	192	Morris Keller, T	Colts
	20	230	Jim Payne, G	Eagles
	20	235	*Rudy Hayes, B	Steelers
1960	1	12	*Lou Cordileone, T	Giants
	@		Lou Cordileone, T	Bills (AFL)
	2	13	*Harold Olson, T	Cardinals
	@		Harold Olson, T	Bills (AFL)
	@		*Harvey White, QB	Patriots (AFL)
	8	88	*Bill Mathis, HB	49ers
	@		Bill Mathis, HB	Broncos (AFL)
	14	168	*Doug Cline, FB	Giants
	@		Doug Cline, FB	Oilers (AFL)



WILLIAM PERRY WAS A FIRST-ROUND DRAFT PICK BY THE CHICAGO BEARS IN 1985.

12-5-60	12	156	Lowndes Shingler, QB	Cowboys
	9		Lowndes Shingler, QB	Raiders (AFL)
12-27-60	5	63	Ron Osborne, T	Colts
	10	134	Jimmy King, T	Cardinals
	14		Jimmy King, T	Oilers (AFL)
12-4-61	3	41	*Gary Barnes, E	Packers
	9	69	Gary Barnes, E	Titans (AFL)
	29	231	Ron Osborne, T	Oilers (AFL)
12-3-62	5	67	*Don Chuy, T	Rams
	5	38	Don Chuy, T	Oilers (AFL)
12-2-63	2	23	Pat Crain, HB	Bears
	8	102	*Bob Poole, E	49ers
	15	118	Pat Crain, HB	Oilers (AFL)
	14	190	Johnny Case, E	Colts
11-28-64	5		^ John Boyette, T	Bills (AFL)
	17	237	John Boyette, T	Browns
11-27-65	7		^ Randy Smith, LB	Jets (AFL)
	9		^ Wayne Page, DE	Chargers (AFL)
	12	177	Ricky Johnson, T	Cardinals
	12	182	Wayne Page, DE	Bears
11-18-66			! Randy Smith, LB	Falcons
3-14-67	14	360	Floyd Rogers, T	Browns
1-30-68	3	64	*Harry Olszewski, G	Browns
	4	99	*Wayne Mass, T	Bears
	5	134	Jackie Jackson, RB	Browns
	9	230	Frank Liberatore, DB	Redskins
1-28-69	8	201	*Wayne Mulligan, C	Cardinals
	14	344	*John Cagle, LB	Patriots
1-27-70	3	66	*Charlie Waters, DB	Cowboys
	11	283	Ivan Southerland, T	Cowboys
	14	347	Jack King, G	49ers
1-28-71	2	30	*Dave Thompson, LB	Lions
2-1-72	3	63	*John McMakin, TE	Steelers
	9	217	Don Kelley, DB	Steelers
	14	346	*Larry Hefner, LB	Packers
1-30-73	6	155	*Rick Harrell, C	Jets
	11	266	Ed Seigler, PK	Bears
1-29-74	6	131	^ Jay Washington, RB	Chiefs
4-8-76	1	28	*Bennie Cunningham, TE	Steelers
	10	282	*Don Testerman, RB	Dolphins
	11	303	Craig Brantley, WR	Giants
	15	424	Gary Alexander, T	Colts
5-2-78	5	127	*Archie Reese, DT	49ers
	8	213	% Roy Eppes, DB	Jets
	11	305	Lacy Brumley, OT	Broncos
5-3-79	1	5	*Jerry Butler, WR	Bills
	1	23	*Steve Fuller, QB	Chiefs
	3	64	*Joe Bostic, OT	Cardinals
	4	92	*Jonathan Brooks, LB	Lions

	10	249	*Dwight Clark, WR	49ers
	11	277	*Stan Rome, WR	Chiefs
4-29-80	1	20	*Jim Stuckey, DT	49ers
	7	189	^ Lester Brown, RB	Cowboys
	12	324	*Marvin Sims, FB	Colts
4-28-81	6	140	*Steve Durham, DT	Seahawks
	7	178	*Obad Ariri, PK	Colts
4-27-82	1	6	*Jeff Bryant, DT	Seahawks
	1	19	^ Perry Tuttle, WR	Bills
	5	128	*Jeff Davis, LB	Buccaneers
	7	188	% Hollis Hall, DB	Chargers
	9	225	Tony Berryhill, C	Colts
	12	327	*Brian Clark, OG	Broncos
4-26-83	1	10	*Terry Kinard, FS	Giants
	3	66	*Cliff Austin, TB	Saints
	4	101	*Johnny Rember, LB	Patriots
	5	135	*Chuck McSwain, RB	Cowboys
	7	194	*Jeff McCall, FB	Raiders
	8	205	*Andy Headen, LB	Giants
	11	282	% Danny Triplett, LB	Rams
	11	290	Bob Mayberry, OG	Seahawks
	11	298	Brian Butcher, OG	Vikings
	12	318	Frank Magwood, WR	Giants
5-1-84	3	63	*Rod McSwain, DB	Falcons
	6	143	% Jim Scott, DE	Giants
	8	213	Bob Paulling, PK	Cardinals
	11	295	Edgar Pickett, LB	Vikings
	12	320	William Devane, DT	Dolphins
	12	326	Murray Jarman, WR	Broncos
	1	11	*Kevin Mack, FB	+Browns
	2	31	% James Robinson, DT	+Giants
	3	84	% James Farr, OG	+Raiders
4-30-85	1	22	*William Perry, MG	Bears
	3	58	*Ty Davis, CB	Giants
	3	77	*Dale Hatcher, P	Rams
	5	116	*K.D. Dunn, TE	Cardinals
	6	152	^ Reggie Pleasant, CB	Falcons
	10	260	*Donald Igwebuike, PK	Buccaneers
4-28-87	1	25	*Terrence Flagler, RB	49ers
	2	31	*Kennedy Flowers, TB	Falcons
	2	38	*Delton Hall, CB	Steelers
	4	103	*Jim Riggs, TE	Bengals
4-24-88	2	50	*Michael Dean Perry, DT	Browns
	3	81	Tony Stephens, MG	Saints
	12	322	James Earle, LB	Steelers
4-23-89	1	11	*Donnell Woolford, CB	Bears
	4	97	*Richard McCullough, DT	Broncos
	5	113	*Keith Jennings, WR	Cowboys
	10	257	Ty Granger, OT	Buccaneers



JERRY BUTLER WAS THE #5 OVERALL SELECTION OF THE 1979 NFL DRAFT.



- OVERVIEW
- COACHES
- UNIVERSITY
- TRADITIONS
- PLAYERS
- REVIEW
- OPPONENTS
- RECORDS

NFL DRAFT PICKS



THE LATE GAINES ADAMS WAS THE #4 OVERALL PICK OF THE 2007 NFL DRAFT BY THE BUCCANEERS.

10	271	* Tracy Johnson, FB	Oilers
4-22-90	9	241 * Terry Allen, TB	Vikings
	10	260 Gary Cooper, WR	Saints
	10	274 Otis Moore, DT	Giants
4-21-91	2	41 * Jerome Henderson, CB	Patriots
	2	51 * Doug Thomas, WR	Seahawks
	2	53 * John Johnson, OLB	49ers

3	78	* Chris Gardocki, P/PK	Bears
4	86	* Dexter Davis, CB	Cardinals
5	117	\$ Vance Hammond, DT	Cardinals
10	271	Eric Harmon, OG	Eagles
11	301	Stacy Long, OT	Bears
4-26-92	1	16 * Chester McGlockton, DT	Raiders
	2	38 * Levon Kirkland, OLB	Steelers
	5	117 * Curtis Whitley, C	Chargers
	5	125 * Ed McDaniel, ILB	Vikings
4-24-93	1	15 * Wayne Simmons, OLB	Packers
	3	72 * James Trapp, CB	Raiders
	4	91 * Rudy Harris, FB	Buccaneers
	4	106 * Ashley Sheppard, OLB	Vikings
	6	164 * Robert O'Neal, FS	Dolphins
4-24-94	2	50 * Brentson Buckner, DT	Steelers
	7	203 Andre Hewitt, OT	Browns
4-23-95	6	179 * Wardell Rouse, OLB	Buccaneers
4-20-96	2	50 * Patrick Sapp, OLB	Chargers
	2	61 * Brian Dawkins, SS	Eagles
	5	138 * Leomont Evans, FS	Redskins
4-19-97	1	28 * Trevor Pryce, DE	Broncos
	2	40 * Dexter McClean, CB	Rams
4-18-98	1	15 * Anthony Simmons, ILB	Seahawks
	4	102 * Lorenzo Bromell, DT	Dolphins
	5	129 # Raymond Priester, TB	Rams
	6	159 # Glenn Rountree, OG	Rams
	7	210 * Jim Bundren, OT	Dolphins
4-17-99	1	25 * Antwan Edwards, CB	Packers
	2	45 * Rahim Abdullah, OLB	Browns
	5	139 * Adrian Dingle, DE	Chargers
	5	169 Chris Jones, LB	Vikings
	7	231 * O.J. Childress, LB	Giants
	7	249 Donald Broomfield, DT	Bengals
4-21-01	1	15 * Rod Gardner, WR	Redskins
	7	232 * Keith Adams, LB	Titans
	7	244 * Robert Carswell, FS	Chargers
4-25-03	4	114 * Nick Eason, DT	Broncos
	4	128 * Bryant McNeal, DE	Broncos
4-24-04	3	72 # Donnell Washington, DT	Packers
	3	77 * Derrick Hamilton, WR	49ers
4-23-05	2	57 * Justin Miller, CB	Jets
	3	98 * Leroy Hill, LB	Seahawks
	5	140 * Airese Currie, WR	Bears
4-29-06	1	15 * Tye Hill, CB	Rams
	3	81 * Charlie Whitehurst, QB	Chargers
	7	241 * Charles Bennett, DE	Buccaneers
4-28-07	1	4 * Gaines Adams, DE	Buccaneers
	3	96 * Anthony Waters, LB	Chargers
	5	139 * Dustin Fry, C	Rams
	5	159 # C.J. Gaddis, DB	Eagles
	7	235 * Chansi Stuckey, WR	Jets
4-26-08	2	32 * Phillip Merling, DE	Dolphins
	6	170 * Barry Richardson, OT	Chiefs

HIGHEST NFL DRAFT PICKS

Pick	Rd	Year	Player, Pos.	Team
4	1	1939	Banks McFadden, B	Dodgers
4	1	2007	Gaines Adams, DE	Buccaneers
5	1	1979	Jerry Butler, WR	Bills
6	1	1949	Bobby Gage, QB	Steelers
6	1	1982	Jeff Bryant, DT	Seahawks
9	1	2010	C.J. Spiller, RB	Bills
10	1	1983	Terry Kinard, FS	Giants
11	1	1989	Donnell Woolford, CB	Bears
12	1	1960	Lou Cordileone, T	Giants
13	2	1960	Harold Olson, T	Cardinals
15	1	1993	Wayne Simmons, LB	Packers
15	1	1998	Anthony Simmons, LB	Seahawks
15	1	2001	Rod Gardner, WR	Redskins
15	1	2006	Tye Hill, CB	Rams
16	1	1992	Chester McGlockton, DT	Raiders
18	2	1957	Joel Wells, B	Packers
19	1	1982	Perry Tuttle, WR	Bills
20	1	1980	Jim Stuckey, DT	49ers
22	1	1985	William Perry, MG	Bears
23	1	1979	Steve Fuller, QB	Chiefs
23	2	1963	Pat Crain, RB	Bears
25	1	1987	Terrence Flagler, RB	49ers
25	1	1999	Antwan Edwards, CB	Packers
27	3	1951	Fred Cone, RB	Packers

4-27-09	4	103	* Dorell Scott, DT	Rams
	5	165	* Chris Clemons, S	Dolphins
	5	166	* Michael Hamlin, S	Cowboys
	6	195	* James Davis, RB	Browns
4-22-10	1	9	* C.J. Spiller, RB	Bills
	4	108	* Jacoby Ford, WR	Raiders
	5	134	Ricky Sapp, DE	Eagles
	5	164	* Crezdon Butler, DB	Steelers
	7	240	* Kavell Conner, LB	Colts
4-29-11	2	41	Jarvis Jenkins, DT	Redskins
	2	50	* Marcus Gilchrist, CB	Chargers
	2	51	* Da'Quan Bowers, DE	Buccaneers
	4	122	* Chris Hairston, OT	Bills
	4	130	* Jamie Harper, RB	Titans
	6	173	* Byron Maxwell, CB	Seahawks
4-26-12	2	38	Andre Branch, DE	Jaguars
	3	64	Dwayne Allen, TE	Colts
	3	93	Brandon Thompson, DT	Bengals
	4	115	Coty Sensabaugh, CB	Titans

* - played in NFL; \$ - played in Canada; % - played in USFL; @ - one of many "first-round" selections in old AFL draft system; ^ - AFL red-shirt draft; # - made practice squad only; ! - supplemental draft; + - supplemental draft of USFL players

YEAR-BY-YEAR ATTENDANCE

Year	Total Games	Season Attendance	Average Attendance	Home Games	Home Attendance	Avg. Home Attendance	National Ranking
1960	10	247,780	24,778	5	141,080	28,286	---
1961	10	310,000	31,000	5	132,000	26,400	---
1962	10	291,640	29,164	5	158,000	31,600	---
1963	10	318,587	31,859	4	103,496	25,874	---
1964	10	260,725	26,073	4	112,000	28,000	---
1965	10	333,736	33,374	4	113,000	28,250	---
1966	10	355,286	35,529	4	146,237	36,559	---
1967	10	389,618	38,962	5	206,275	41,255	---
1968	10	386,432	38,643	4	147,434	36,859	---
1969	10	339,936	33,994	4	136,252	34,063	---
1970	11	367,347	33,395	6	205,376	34,229	---
1971	11	398,222	36,200	5	154,741	30,948	---
1972	11	398,732	36,248	5	192,456	38,491	---
1973	11	411,477	37,407	6	188,500	31,417	---
1974	11	440,384	40,034	6	251,424	41,904	---
1975	11	487,436	44,312	5	195,873	39,174	---
1976	11	459,845	41,804	5	221,486	44,297	---
1977	12	580,067	48,339	5	235,152	47,030	---
1978	12	599,793	49,983	6	321,763	53,627	---
1979	12	641,109	53,426	6	353,576	58,929	---
1980	11	567,436	58,282	6	369,770	61,628	---
1981	12	683,871	56,989	6	371,152	61,859	20
1982	11	592,902	53,900	6	380,679	63,446	18
1983	11	701,937	63,812	7	521,898	74,557	10
1984	11	750,847	68,259	6	467,670	77,945	8
1985	12	749,282	62,440	6	460,413	76,736	6

Year	Total Games	Season Attendance	Average Attendance	Home Games	Home Attendance	Avg. Home Attendance	National Ranking
1986	12	765,771	63,814	5	393,500	78,700	6
1987	12	825,836	68,820	8	602,526	75,316	10
1988	12	758,727	63,227	6	490,502	81,750	5
1989	12	759,468	63,289	6	473,566	78,927	7
1990	12	717,293	59,774	6	475,174	79,196	7
1991	12	839,423	69,952	7	534,597	76,371	10
1992	11	805,150	73,195	6	460,732	76,789	7
1993	12	749,349	62,446	7	467,914	66,845	15
1994	11	698,782	63,526	6	422,633	70,439	14
1995	12	701,512	58,459	6	427,782	71,297	15
1996	12	690,889	57,574	6	403,393	67,232	18
1997	12	718,786	59,899	6	409,918	68,320	19
1998	11	687,782	62,526	7	478,192	68,313	20
1999	12	750,332	62,528	5	391,510	78,302	13
2000	12	832,469	69,373	7	548,647	78,378	15
2001	12	736,364	61,364	6	480,911	80,152	15
2002	13	842,318	64,794	7	542,675	77,525	17
2003	13	885,840	68,142	7	532,551	76,079	19
2004	11	769,814	69,983	6	472,939	78,823	17
2005	12	779,519	64,960	6	469,391	78,232	18
2006	13	898,975	69,152	7	570,542	81,506	14
2007	13	909,108	69,931	7	569,342	81,335	16
2008	13	896,367	68,951	7	554,145	79,164	18
2009	14	925,267	66,091	7	530,553	75,793	17
2010	13	872,001	67,077	7	542,280	77,469	18
2011	14	997,796	71,271	7	545,713	77,959	17



OVERVIEW
COACHES
UNIVERSITY
TRADITIONS
PLAYERS
REVIEW
OPPONENTS
RECORDS

NFL ALUMNI HONORS

NFL All-Decade Team

1990s - Levon Kirkland, LB, Steelers

NFL Player-of-the-Year

1982 - ^Dwight Clark, WR, 49ers

AFC Rookie-of-the-Year

1979 - *Jerry Butler, WR, Bills

All-Rookie Team

1979 - Jerry Butler, WR, Bills
Joe Bostic, OG, Cardinals
1980 - Jim Stuckey, DT, 49ers
1982 - Jeff Bryant, DT, Seahawks
1983 - Terry Kinard, FS, Giants
1985 - Kevin Mack, RB, Browns
William Perry, MG/FB, Bears
Dale Hatcher, P, Rams
1987 - Delton Hall, CB, Steelers
1988 - Michael Dean Perry, DT, Browns
1989 - David Treadwell, PK, Broncos
1993 - Wayne Simmons, OLB, Packers
1996 - Brian Dawkins, SS, Eagles
1998 - Lorenzo Bromell, DE, Dolphins
2001 - Rod Gardner, WR, Redskins
2006 - Tye Hill, CB, Rams
2007 - Gaines Adams, DE, Buccaneers
2010 - Kavell Conner, LB, Colts
Jacob Ford, WR, Raiders

All-Pro Selections

1952 - Ray Mathews, RB, Steelers
1961 - Bill Mathis, FB, Jets
1962 - Harold Olson, T, Bills
1977 - Charlie Waters, DB, Cowboys
1978 - Charlie Waters, DB, Cowboys
1980 - Jerry Butler, WR, Bills

Pro Bowl Selections

1952 - Ray Mathews, HB, Steelers

1981 - Dwight Clark, WR, 49ers
1982 - Dwight Clark, WR, 49ers
1983 - Jeff Bostic, C, Redskins
1985 - Dale Hatcher, P, Rams
1988 - ^Johnny Rember, LB, Patriots
1989 - Michael Dean Perry, DT, Browns
David Treadwell, PK, Broncos
1990 - Michael Dean Perry, DT, Browns
1991 - Michael Dean Perry, DT, Browns
1992 - Michael Dean Perry, DT, Browns
1993 - Michael Dean Perry, DT, Browns
1994 - Michael Dean Perry, DT, Browns
Chester McGlockton, DT, Raiders
Terry Allen, RB, Vikings
1995 - Michael Dean Perry, DT, Broncos
Terry Allen, TB, Redskins
Chester McGlockton, DT, Raiders
^Curtis Whitley, C, Panthers
1996 - Chester McGlockton, DT, Raiders
Chris Gardocki, P, Colts
Terry Allen, TB, Redskins
Levon Kirkland, LB, Steelers
Michael Dean Perry, DT, Broncos
1997 - Levon Kirkland, LB, Steelers
1999 - Trevor Pryce, DT, Broncos
Tony Horne, KR, Rams
2000 - Trevor Pryce, DT, Broncos
2001 - Brian Dawkins, DB, Eagles
Trevor Pryce, DT, Broncos
2002 - Brian Dawkins, DB, Eagles
2004 - Brian Dawkins, DB, Eagles
2006 - Brian Dawkins, DB, Eagles
Justin Miller, KR, Jets
2009 - Brian Dawkins, DB, Broncos

1955 - Ray Mathews, HB, Steelers
1961 - Bill Mathis, RB, Jets
1962 - Bill Hudson, DT, Chargers
1963 - Bill Mathis, RB, Jets
1976 - Charlie Waters, DB, Cowboys
1977 - Charlie Waters, DB, Cowboys
1978 - Charlie Waters, DB, Cowboys
1980 - Jerry Butler, WR, Bills
1982 - Dwight Clark, WR, 49ers
1983 - Dwight Clark, WR, 49ers
Jeff Bostic, C, Redskins
1985 - Kevin Mack, RB, Browns
Dale Hatcher, P, Rams
1987 - Kevin Mack, RB, Browns
1988 - Johnny Rember, LB, Patriots
Terry Kinard, FS, Giants
1989 - Michael Dean Perry, DT, Broncos
David Treadwell, PK, Broncos
Johnny Rember, LB, Patriots
1990 - Michael Dean Perry, DT, Browns
1991 - Michael Dean Perry, DT, Browns
1993 - Michael Dean Perry, DT, Browns
Donnell Woolford, CB, Bears
1994 - Michael Dean Perry, DT, Browns
Chester McGlockton, DT, Raiders
1995 - Chester McGlockton, DT, Raiders
1996 - Chester McGlockton, DT, Raiders
Michael Dean Perry, DT, Broncos
Levon Kirkland, ILB, Steelers
Chris Gardocki, P, Colts
Terry Allen, TB, Redskins
1997 - Chester McGlockton, MG, Raiders
Levon Kirkland, LB, Steelers
1998 - Ed McDaniel, LB, Vikings
1999 - Brian Dawkins, DB, Eagles
Trevor Pryce, DT, Broncos
2000 - Trevor Pryce, DT, Broncos

2001 - Brian Dawkins, DB, Eagles
Trevor Pryce, DT, Broncos
2002 - Brian Dawkins, DB, Eagles
Trevor Pryce, DT, Broncos
2004 - Brian Dawkins, DB, Eagles
2005 - Brian Dawkins, DB, Eagles
2006 - Brian Dawkins, DB, Eagles
Justin Miller, KR, Jets
2008 - Fred Cone, RB, Eagles
2009 - Brian Dawkins, DB, Broncos
2011 - Brian Dawkins, DB, Broncos

Note: By season, not calendar year games played.

Lead League in a Category

1952 - Ray Mathews, Steelers
Yards/All-Purpose Play,
Punt Returns for Touchdowns
1955 - Fred Cone, Packers
NFL in Field Goals (16-24)
Ray Mathews, Steelers
NFL Punt Returns for Touchdowns
1982 - Dwight Clark, 49ers
NFL in Receptions, Yards/Touch
1985 - Dale Hatcher, Rams
NFL in Net Punting
1989 - David Treadwell
AFC in Scoring
1996 - Chris Gardocki, Colts
NFL in Net Punting
Terry Allen, Redskins
NFL in Touchdowns, Rushing Touchdowns
1999 - Tony Horne, Rams
NFL in Kickoff Return Average,
Kickoff Returns for Touchdowns
2006 - Justin Miller, Jets
NFL in Kickoff Return Average

* - UPI, **Sporting News**; ^ - **Sports Illustrated**

NFL ALUMNI GAMES & SEASONS

Player, Pos.	GP	Yrs	Rd	Pick
Rahim Abdullah, OLB	29	2	2	45
Gaines Adams, DE	47	3	1	4
Keith Adams, LB	85	7	7	232
Kevin Alexander, DE	8	1		FA
Terry Allen, TB	130	10	9	241
Obed Ariari, PK	18	2	7	178
Cliff Austin, RB	58	5	3	66
Thomas Austin, OG	3	1		FA
Bob Baldwin, B	9	1		FA
Mike Barber, LB	51	5		FA
Gary Barnes, OE	60	5	3	41
Dan Benish, DT	55	5		FA
Charles Bennett, DE	3	1	7	241
Jeff Bostic, C	184	14		FA
Joe Bostic, OG	132	10	3	64
Da'Quan Bowers, DE	16	1	2	51
Lorenzo Bromell, DE	77	7	4	102
Jonathan Brooks, LB	20	2	4	92
Jeff Bryant, DT	175	12	1	6
Brentson Buckner, DT	174	12	2	50
Jim Bundren, C	27	2	7	210
Crezdon Butler, CB	5	2	5	164
Jerry Butler, WR	88	7	1	5
John Cagle, DT/LB/G	6	1	14	344
Ken Callicut, TB	66	5		FA
Robert Carswell, SS	18	2	7	244
O.J. Childress, LB	4	1	7	231
Bill Chipley, E/DB	30	3	8	57
Don Chuy, OG	82	7	5	67
Vince Ciurciu, FB/LB	74	7		FA
Dwight Clark, WR	134	9	10	249
Chris Clemons, S	40	3	5	165
Doug Cline, LB	95	7	14	168
James Coley, TE	23	2		FA
Fred Cone, B/PK	94	8	3	27
Kavell Conner, LB	28	2	7	240
Lou Cordileone, OT	75	6	1	12
Darrel Crutchfield, CB	4	1		FA
Bennie Cunningham, TE	118	10	1	28
Airese Currie, WR	1	1	5	140
Woodrow Dantzler, RB	14	2		FA
Billy Davis, DB	1	1		FA
Dexter Davis, CB	59	6	4	86
James Davis, RB	9	2	6	195

Jeff Davis, LB	83	6	5	128
Ty Davis, CB	7	1	3	58
Brian Dawkins, SS	224	16	2	61
Adrian Dingle, DE	70	5	5	139
Stacy Driver, TB	2	1		FA
Mike Dukes, LB	81	6	14	162
K.D. Dunn, TE	33	5	5	116
Steve Durham, DE	8	1	6	145
Nick Eason, DT	101	8	4	114
Antwan Edwards, CB	71	7	1	25
Leomont Evans, FS	59	4	5	138
Terrence Flagler, TB	41	5	1	25
Kenny Flowers, TB	16	2	2	31
Jacoby Ford, WR	24	2	4	108
George Fritts, OT	10	1		FA
Dustin Fry, C	4	1	5	139
Jamaal Fudge, DB	31	3		FA
Steve Fuller, QB	90	7	1	23
Bobby Gage, TB	22	2	1	6
Rod Gardner, WR	91	6	1	15
Chris Gardocki, P/PK	244	16	3	78
Marcus Gilchrist, CB	14	1	2	50
Marrion Grier, FB	32	2	6	195
Steve Griffin, TB	4	1		FA
Tyler Grisham, WR	4	1		FA
Chris Hairston, OT	13	1	4	122
Delton Hall, CB	76	6	2	38
Lamont Hall, TE	94	6		FA
Derrick Hamilton, WR	2	1	3	77
Michael Hamlin, S	12	2	5	166
Jamie Harper, RB	13	1	4	130
Rick Harrell, C	4	1	6	155
Rudy Harris, FB	18	2	4	91
Dale Hatcher, P	99	7	3	77
Rudy Hayes, LB	28	3	20	235
Andy Headen, LB	74	6	8	205
Larry Hefner, LB	34	4	14	346
Jerome Henderson, CB	98	8	2	41
Dick Hendley, QB	7	1	22	262
Leroy Hill, LB	84	7	3	98
Tye Hill, CB	40	5	1	15
Tony Horne, WR	39	3		FA
Bill Hudson, DT	32	3	3	34
Bob Hudson, DE/LB/DB	106	10	12	146
Corey Hulsey, OG	40	5		FA

Donald Igwebuike, PK	80	6	10	260
Brandon Jamison, LB	22	2		FA
Ralph Jenkins, C		1	16	138
Keith Jennings, WR	92	8	5	113
John Johnson, OLB	46	5	2	53
Tracy Johnson, FB	121	8	10	271
Steve Kenney, OT	89	7		FA
Terry Kinard, DB	121	8	1	10
Levon Kirkland, OLB	176	11	2	38
Al Latimer, DB	40	4		FA
John Leake, LB	25	2		FA
Kevin Mack, RB	99	9		USFL
Terrence Mack, DE	5	1		FA
Wayne Mass, T	59	5	4	99
Ray Mathews, E	114	10	7	81
Bill Mathis, RB	137	10	8	88
Byron Maxwell, DB	9	1	6	173
Jim McCanless, OG	1	1		FA
Dexter McClean, CB	148	10	2	40
Richard McCullough, DT	16	2	4	97
Ed McDaniel, ILB	125	10	5	125
Banks McFadden, B	11	1	1	4
Chester McGlockton	179	12	1	16
John McMakin, TE	60	5	3	63
Chuck McSwain, RB	19	3	5	135
Rod McSwain, DB	90	7	3	63
Phillip Merling, DE	47	4	2	32
Justin Miller, CB	45	5	2	57
Eldridge Milton, LB	3	1		FA
Dwayne Morgan, OT	5	1		FA
Wayne Mulligan, C	87	7	8	201
Harold Olson, OT	70	5	2	13
Robert O'Neal, FS	2	1	6	164
Joe Pagliel, B	18	2		FA
Michael Palmer, TE	30	2		FA
Bob Patton, OT	12	1	5	59
Michael Dean Perry, DT	148	10	2	50
William Perry, MG/FB	138	10	1	22
Reggie Pleasant, CB	3	1	6	152
Bob Poole, E	50	4	8	102
Robert Potts, T	16	1		FA
Trevor Pryce, DT	184	14	1	28
Archie Reese, DE	83	6	5	127
Marion Reeves, TB	14	1		FA
Johnny Rember, LB	126	10	4	101

Barry Richardson, OT	48	4	6	170
Jim Riggs, TE	82	7	4	103
Stan Rome, WR	42	4		FA
Wardell Rouse, OLB	16	1	6	179
Larry Ryans, WR	3	1		FA
Patrick Sapp, OLB	63	4	2	50
Charley Sarratt, QB	8	1	12	101
Dorell Scott, DT	33	3	4	103
Ashley Sheppard, OLB	21	3	4	106
Anthony Simmons, LB	87	7	1	15
Wayne Simmons, OLB	90	6	1	15
Marvin Sims, FB	32	2	12	324
C.J. Spiller, RB	30	2	1	9
Darnell Stephens, OLB	14	2		FA
Chansi Stuckey, WR	55	4	7	235
Jim Stuckey, DT	93	7	1	20
Don Testerman, RB	49	4	10	282
Doug Thomas, WR	39	3	2	51
Dave Thompson, OL	56	5	2	30
Sid Tinsley, TB	9	1		FA
James Trapp, DB	149	11	3	72
David Treadwell, PK	93	6		FA
Perry Tuttle, WR	24	3	1	19
Khaleed Vaughn, DE	3	1		FA
Gregory Walker, OG	7	1		FA
Henry Walls, LB	3	1		FA
Joey Walters, WR/DB	5	1		FA
Anthony Waters, LB	20	3	3	96
Charlie Waters, CB	160	11	3	66
Joel Wells, B	14	1	2	18
Harvey White, QB^	9	1	1	NA
Charlie Whitehurst, QB	11	3	3	81
Curtis Whitley, C	72	6	5	117
Perry Williams, CB	3	1		FA
Derrick Witherspoon, RB	34	3		FA
Terry Witherspoon, RB	3	1		FA
Donnell Woolford, CB	126	9	1	11
Kevin Youngblood, WR	1	1		FA

^ - one of many first-round AFL selections; FA - free agent; USFL - drafted by the USFL, then moved to the NFL through dispersal draft; Note: Includes players who have appeared in at least one game; years denote number of seasons played in at least one game.

CLEMSONTIGERS.COM



OVERVIEW
COACHES
UNIVERSITY
TRADITIONS
PLAYERS
REVIEW
OPPONENTS
RECORDS

STREAK RECORDS

Consecutive Games Played (54)

by **Chad Diehl**, 2008-11; **Antoine McClain**, 2008-11
Notes: Diehl (FB) and McClain (OG) played in every game from 2008-11. Diehl set the school record with 57 career games, as he played three games in 2007 when he suffered a season-ending injury and received a medical red-shirt.

Consecutive Games Started (47)

by **Jim Bundren**, 1994-97; **Glenn Rountree**, 1994-97
Notes: Bundren (OT) and Rountree (OG) started 47 straight games together on Clemson's offensive line.

Consecutive Starts By Quarterback (37)

by **Charlie Whitehurst**, 2002-05
Notes: Streak ended against Duke on November 5, 2005 when Whitehurst missed the game with a sore arm. He returned to start the last three games of the season.

Consecutive 100-Yard Rushing Games (5)

by **Kenny Flowers**, 1985; **Raymond Priester**, 1996,97
Notes: Flowers' streak covered the last five games of the 1985 season and included a career-high 148 yards against Minnesota in the Independence Bowl. However, that bowl game was Flowers' last 100-yard game, as he never reached the 100-yard mark as a senior due to injury.

Consecutive 100-Yard Receiving Games (3)

by **Charlie Waters**, 1969; **Tony Horne**, 1997; **Rod Gardner**, 2000
Notes: Streak covered first three games of Waters' senior year. Horne's streak covered the first three games of his senior year.

Consecutive 200-Yard Passing Games (11)

by **Tajh Boyd**, 2011
Notes: Boyd passed for at least 200 yards in each of the first 11 games in 2011. The streak was broken when he passed for 83 yards at South Carolina. In the last two games of the season, he passed for 240 and 250 yards.

Consecutive Games Scoring (36)

by **Aaron Hunt**, 2000-02
Notes: Hunt scored in every game he played in his first three years. He did not play against N.C. State in 2002 when Clemson did not attempt a field goal or extra point. Ironically, the record he broke was a 35-game streak by David Treadwell from 1985-87. Treadwell missed playing in one game in that streak, when the Tigers did not attempt a field goal or extra point against N.C. State in 1986.

Consecutive Games Scoring Touchdown (14)

by **C.J. Spiller**, 2009
Notes: Spiller was the only player in the nation to total at least one touchdown in every game in 2009.

Consecutive Plays Rushing Ball (12)

by **Raymond Priester**, 1997
Notes: Priester ran 12 straight plays at Maryland in 1997, and he ended the game with 204 yards rushing in a record-tying 36 carries.

Consecutive Games With Receiving Touchdown (5)

by **Derrick Hamilton**, 2003; **Aaron Kelly**, 2007
Notes: Hamilton's streak covered the last five regular-season games. It was stopped by Tennessee in the Peach Bowl. Hamilton had 25 receptions for 471 yards and six touchdowns during the five-game streak. Kelly had 39 catches for 389 yards and eight touchdowns during his streak.

Consecutive Games With Passing Touchdown (11)

by **Tajh Boyd**, 2010,11
Notes: The streak started with two passing touchdowns against South Florida in the 2010 Meineke Car Care Bowl. He then had at least one passing touchdown in each of the first 10 games in 2011. He totaled 29 passing touchdowns during his 11-game streak.

Consecutive Completions (17)

by **Nealon Greene**, 1997
Notes: Greene completed his last 13 passes against Virginia and the first four versus Maryland.

Consecutive Games With Completion (46)

by **Rodney Williams**, 1985-88

Consecutive Passes Without Interception (165)

by **Cullen Harper**, 2007

Consecutive Passes Without Interception to Start Career (165)

by **Cullen Harper**, 2007

Consecutive Games With 200 Total Offense Yards (11)

by **Tajh Boyd**, 2011
Notes: Boyd had at least 200 yards in each of the first 11 games in 2011. The streak was broken when he totaled 60 yards at South Carolina.

Consecutive Games With Reception (36)

by **Jerry Butler**, 1975-78
Notes: Streak covered every game over his last three years and the last game he played as a freshman in 1975.

Consecutive Extra Points Made (88)

by **Mark Buchholz**, 2007,08
Notes: Buchholz was a perfect 88-88 on extra points in his two-year Tiger career.

Consecutive Field Goals Made (14)

by **Obed Airi**, 1980
Notes: This was a national record at the time.

Consecutive Games Making Field Goal (15)

by **Obed Airi**, 1979-80; **Chris Gardocki**, 1988-89

Consecutive Games With 40-Yard Punting Average (12)

by **Dale Hatcher**, 1983,84
Notes: Hatcher had a streak of 12 games broken with a 39.6-yard average in his last game.

TIGER STREAKS

Winning Streaks

Overall: 15 Began with 35-7 win at Furman on 1/8/47 and ended with 33-7 loss at Rice on 9/24/49.
Home: 13 Began with 3-0 win over Auburn in 1927 and ended with 0-0 tie with Presbyterian College in 1931.
Away: 10 Began with 25-6 win vs. N.C. State in Charlotte, NC on 10/7/39 and ended with 13-0 loss at Tulane on 11/3/40.
ACC Games: 20 Began with 27-0 win over Virginia on 10/10/81 and ended with 28-21 loss at Georgia Tech on 9/29/84.

Unbeaten Streaks

Overall: 16 Began with 33-20 win over Duquesne at home on 11/12/49 and ended with 21-7 loss at Pacific on 10/13/51.
Home: 25 Began with 27-6 win over South Carolina on 11/22/80 and ended with 22-21 loss to South Carolina on 11/24/84.
Away: 10 Began with 25-6 win over N.C. State in Charlotte, NC on 10/7/39 and ended with 13-0 loss at Tulane on 11/3/40. Began with 28-21 win over Furman on 11/19/49 and ended with 21-7 loss at Pacific on 10/21/51.
ACC Games: 20 Began with 27-0 win over Virginia on 10/10/81 and ended with 28-21 loss at Georgia Tech on 9/29/84.

Consecutive Games With Sack (9)

by **Da'Quan Bowers**, 2010
Notes: Bowers was involved in a sack in nine straight games in 2010, starting at Auburn on September 18 through Wake Forest on November 20. He had a half sack at Boston College that kept the streak alive.

Consecutive Games With Interception (4)

by **Bobby Gage**, 1948; **Terry Kinard**, 1980,81; **Dexter Davis**, 1990; **Rashard Hall**, 2009

Consecutive Double-Figure Tackle Games (19)

by **Jeff Davis**, 1980,81

Consecutive Games With Tackle (53)

by **DeAndre McDaniel**, 2007-10
Notes: McDaniel had a tackle in all 53 of his career games. He also had at least two tackles in each of his last 38 games.

Consecutive Games With Tackle For Loss (20)

by **Keith Adams**, 1999,00
Notes: Adams had at least one tackle for loss in every game in 1999 and the first eight games of 2000. Georgia Tech ended his streak.



C. J. SPILLER SCORED A TOUCHDOWN IN ALL 14 GAMES IN 2009 TO ESTABLISH A TIGER RECORD. HE WAS THE ONLY PLAYER IN THE NATION TO SCORE A TOUCHDOWN IN EVERY GAME THAT YEAR.

CLEMSONTIGERS.COM



RETURNS FOR TOUCHDOWNS

- OVERVIEW
- COACHES
- UNIVERSITY
- TRADITIONS
- PLAYERS
- REVIEW
- OPPONENTS
- RECORDS

Clemson						
Year	Type	Player	Site	Opponent	Yards	
1951	IR	Archie Baker	H	Auburn	56	
	IR	Jimmy Quarles	A	Rice	90	
1953	BPR	Scott Jackson	A	Boston College	41	
1954	PR	Ken Moore	N	Wake Forest	81	
	PR	Joe Pagliei	H	Presbyterian	74	
	IR	Walt Laraway	H	The Citadel	30	
	BPR	Walt Laraway	H	The Citadel	39	
1958	BPR	Jim Padgett	H	North Carolina	28	
	FR	Charlie Horne	H	Boston College	28	
1959	KOR	Bill Mathis	A	Georgia Tech	99	
	IR	Paul Snyder	A	Rice	18	
	IR	Harry Pavilack	A	Furman	26	
1961	PR	Elmo Lam	H	Tulane	68	
1962	PR	Mack Matthews	A	Wake Forest	88	
	KOR	Hal Davis	H	Georgia	98	
1964	BPR	Butch Robbins	A	Wake Forest	0	
	IR	Ted Bunton	H	Virginia	48	
1966	PR	Frank Liberatore	H	Virginia	66	
	IR	Richard Garick	H	North Carolina	31	
1967	PR	Frank Liberatore	H	Georgia	52	
	IR	Billy Ware	A	North Carolina	23	
1968	FGR	Richie Luzzi	A	Georgia	108	
1970	PR	Don Kelley	A	Wake Forest	67	
	IR	Don Kelley	H	Duke	102	
	PR	Don Kelley	A	Maryland	85	
	IR	Jewell McLaurin	A	Maryland	68	
1971	FR	Smiley Sanders	H	Kentucky	1	
	IR	Bobby Johnson	A	Auburn	40	
1973	IR	Frank Wise	H	Wake Forest	36	
1974	IR	Dennis Smith	H	South Carolina	31	
1977	IR	Rex Varn	H	Maryland	93	
1978	IR	Rex Varn	A	N.C. State	94	
1979	IR	Jeff Davis	H	Wake Forest	17	
1980	BPR	Bill Smith	A	Virginia	11	
	IR	Willie Underwood	H	South Carolina	37	
1981	BPR	Johnny Rembert	A	South Carolina	0	
1982	IR	Johnny Rembert	H	Duke	43	
1984	IR	Kenny Danforth	A	Virginia	22	
1985	BPR	Perry Williams	H	Maryland	30	
1986	IR	Delton Hall	H	Duke	67	
1987	PR	Donnell Woolford	H	Georgia Tech	78	
	KOR	Joe Henderson	H	Georgia Tech	95	
	PR	Donnell Woolford	H	Wake Forest	67	
1988	IR	Doug Brewster	A	Georgia Tech	68	
1989	BPR	Tony Mauney	H	Furman	0	
	IR	Wayne Simmons	A	Florida State	73	
	IR	Levon Kirkland	A	Virginia Tech	47	
	FR	Chester McGlockton	A	West Virginia	0	
1990	IR	Arlington Nunn	H	Long Beach State	55	
	KOR	Doug Thomas	H	Long Beach State	98	
	KOR	Doug Thomas	A	Maryland	98	
	FR	Dexter Davis	A	N.C. State	52	
	IR	Arlington Nunn	A	Wake Forest	26	

	IR	Dexter Davis	H	North Carolina	30	
	IR	Arlington Nunn	N	Illinois	34	
1991	PR	Darnell Stephens	H	Maryland	89	
1992	IR	James Trapp	H	Florida State	39	
	FR	Michael Barber	H	Tennessee-Chattanooga	91	
	IR	Tim Jones	H	South Carolina	26	
1994	FR	Chris Franklin	H	N.C. State	60	
1995	BPR	Andy Ford	H	Western Carolina	26	
	IR	Brian Dawkins	H	North Carolina	49	
1996	FR	Eric Bradford	H	Furman	9	
	IR	Peter Ford	H	Maryland	66	
	FR	Rahim Abdullah	H	N.C. State	9	
1997	FR	Rahim Abdullah	A	N.C. State	74	
	IR	Rahim Abdullah	H	Duke	63	
	IR	Antwan Edwards	A	South Carolina	42	
	PR	Tony Horne	A	South Carolina	39	
	BPR	Chad Speck	N	Auburn	18	
1998	FR	Chris Jones	H	Furman	0	
	FR	Antwan Edwards	A	Virginia	93	
	IR	Alex Ardley	A	North Carolina	26	
	IR	Howard Bartley	H	South Carolina	48	
1999	IR	Terry Jolly	H	Duke	20	
2000	IR	Charles Hafley	H	Missouri	27	
	PR	Joe Don Reames	A	Virginia	69	
	PR	Brian Mance	H	Georgia Tech	88	
2001	FR	Eric Meekins	H	Wofford	29	
	KOR	Derrick Hamilton	A	Maryland	100	
2002	FR	Bryant McNeal	A	Georgia	55	
	KOR	Justin Miller	H	N.C. State	80	
2003	FR	J.J. Howard	H	Furman	17	
	KOR	Derrick Hamilton	H	North Carolina	100	
	PR	Justin Miller	H	Duke	63	
2004	PR	Justin Miller	H	Wake Forest	69	
	KOR	Justin Miller	A	Florida State	97	
	KOR	Justin Miller	A	Florida State	86	
	BPR	Bobby Williamson	H	Utah State	0	
	IR	Eric Coleman	H	N.C. State	20	
2005	PR	Chansi Stuckey	H	Texas A&M	47	
2006	PR	Jacoby Ford	H	Florida Atlantic	92	
	FR	Sergio Gilliam	H	Florida Atlantic	31	
	KOR	Jacoby Ford	H	Louisiana Tech	94	
	IR	Nick Watkins	H	Louisiana Tech	26	
	FR	Gaines Adams	A	Wake Forest	66	
	IR	Joek McKissic	H	South Carolina	82	
2007	KOR	C.J. Spiller	A	Duke	84	
	KOR	C.J. Spiller	H	Wake Forest	90	
	BPR	La'Donte Harris	A	South Carolina	10	
2008	KOR	C.J. Spiller	N	Alabama	96	
	IR	Chris Clemons	H	S.C. State	32	
	FR	DeAndre McDaniel	N	Nebraska	28	
2009	KOR	C.J. Spiller	H	Middle Tennessee	96	
	PR	Jacoby Ford	H	Middle Tennessee	61	
	PR	C.J. Spiller	H	Boston College	77	
	KOR	C.J. Spiller	A	Maryland	92	
	KOR	C.J. Spiller	A	Miami (FL)	90	
	IR	DeAndre McDaniel	A	Miami (FL)	23	
	KOR	C.J. Spiller	A	South Carolina	88	
2010	KOR	Andre Ellington	H	Maryland	87	
	IR	Xavier Brewer	H	Maryland	61	
	IR	Rashard Hall	A	Boston College	52	
2011	KOR	Sammy Watkins	A	Maryland	89	
	IR	Kourtnei Brown	H	North Carolina	20	
	FR	Kourtnei Brown	H	North Carolina	26	

Opponents

Year	Type	Player	Site	Opponent	Yards
1951	IR	Harry Jabbusch	A	South Carolina	13
	PR	Chuck Prezioso	A	South Carolina	74
1952	IR	Howard Chapman	A	Florida	0
1953	IR	Joe Counts	H	Presbyterian	34
	PR	Dick Nolan	H	Maryland	90
	PR	Dick Zotti	A	Boston College	70
1957	KOR	Dick Christy	H	N.C. State	97
1959	IR	Bobby Robinson	H	Wake Forest	69
1960	IR	John Janus	A	Boston College	60
1961	FR	Jim Costen	A	South Carolina	27
1962	IR	Ernie Arizzi	A	Maryland	68
1963	IR	Ernie Arizzi	H	Maryland	83
1964	IR	Barry Wilson	A	Georgia	16
	IR	Ron Nalewak	A	Maryland	20
1965	BPR	Larry Kohn	A	Georgia	38
1966	PR	Mike Battle	A	Southern California	74
1967	PR	Jimmy Carter	A	Auburn	61
1968	IR	Buddy McClinton	H	Auburn	53
	PR	Tyler Hellams	H	South Carolina	73
1970	IR	Bill Brafford	H	North Carolina	31
1971	KOR	Doug Kotar	H	Kentucky	98
	IR	Don Golden	H	Georgia	71
	FR	Glenn Flynn	A	Auburn	17

CLEMSON'S GREATEST COMEBACKS

Date	Opponent	Score	Deficit	Final
10-10-1992	Virginia	0-28	28	29-28
10-15-2011	Maryland	17-35	18	56-45
9-24-1966	Virginia	18-35	17	40-35
10-21-2000	North Carolina	0-17	17	38-24
9-26-1953	Boston College	0-14	14	14-14
11-17-1962	Maryland	0-14	14	17-14
10-11-1980	Virginia	10-24	*14	27-24
11-2-2002	Duke	10-24	*14	34-31
11-6-2004	Miami (FL)	3-17	14	24-17
10-7-2006	Wake Forest	3-17	*14	27-17
9-17-2011	Auburn	7-21	14	38-24
11-12-2011	Wake Forest	14-28	14	31-28

* - fourth-quarter deficit; Note: Home games in bold.

	BPR	Bill Brafford	A	North Carolina	37
1972	FR	David Vandiver	A	Rice	0
	IR	Clyde Power	A	Oklahoma	57
	IR	Gary Faulkner	A	Georgia Tech	49
1973	FR	Mike Lacika	H	Virginia	0
1974	FR	Joel Porter	H	Georgia Tech	19
1975	IR	Wyatt Washington	H	Tulane	76
1978	KOR	Larry Fallen	H	Virginia Tech	100
	BPR	JMike Carney	A	Maryland	0
1980	PR	Scott Woerner	A	Georgia	67
	IR	Dennis Tabron	H	Duke	87
	BPR	Earnest Butler	A	N.C. State	5
1982	BPR	Stan Dooley	A	Georgia	2
1983	IR	James Jones	H	North Carolina	17
1984	IR	Mark Franklin	A	N.C. State	81
1985	PR	Brian Williams	A	Kentucky	57
1986	BPR	Mitch Dove	H	Virginia Tech	0
	IR	Brad Edwards	H	South Carolina	61
1987	KOR	Jon Jeffries	A	Virginia Tech	92
	PR	Nate Lewis	H	Georgia	76
	IR	Brad Edwards	A	South Carolina	40
1988	PR	Deion Sanders	H	Florida State	76
	KOR	Quinton McCracken	H	Duke	96
1989	KOR	Marcus Mickel	A	Virginia Tech	90
1990	KOR	Leroy Gallman	H	Duke	78
1991	PR	Brian Treggs	N	California	72
1993	FR	Derrick Brooks	A	Florida State	83
1994	BPR	Ray Farmer	A	Duke	20
	IR	Benji Young	H	South Carolina	27
1996	PR	Dee Feaster	A	Florida State	79
1997	PR	Peter Warrick	H	Florida State	90
	FR	Sam Cowart	H	Florida State	0
	BPR	Tavares Tillman	A	Georgia Tech	30
	FR	Darius Clark	H	Duke	5
1998	IR	Mark Makovec	H	Wake Forest	36
	FR	Jason Perry	H	N.C. State	36
1999	IR	Ike Charlton	A	Virginia Tech	34
	FR	Corey Moore	A	Virginia Tech	32
2002	KOR	Fred Gibson	A	Georgia	91
	KOR	Leon Washington	A	Florida State	97
	BPR	Terrence Holt	H	N.C. State	39
	KOR	Jerricho Cotchery	H	N.C. State	42
	PR	Wes Welker	N	Texas Tech	59
2003	IR	Eric King	A	Wake Forest	85
	FR	Jyles Tucker	A	Wake Forest	12
2004	IR	Leroy Smith	A	Florida State	41
2005	BPR	Geno Hayes	H	Florida State	0
2006	KOR	Jeff Smith	A	Boston College	96
	BFGF	Tony Carter	A	Florida State	69
	IR	Willie Young	H	N.C. State	34
2007	KOR	Darrell Blackman	A	N.C. State	99
	IR	D.J. Parker	H	Virginia Tech	32
	PR	Eddie Royal	H	Virginia Tech	82
	KOR	Victor Harris	H	Virginia Tech	100
2008	IR	Nate Irving	H	N.C. State	33
	IR	Dominique Reese	H	Georgia Tech	34
	BPR	Roderick Rollins	A	Boston College	14
	FR	Neefy Moffett	A	Florida State	18
2009	FR	Chris McCoy	H	Middle Tennessee	68
	PR	Jerrard Tarrant	A	Georgia Tech	85
	FR	Marcus Robinson	A	Miami (FL)	53
	IR	Jamie Robinson	H	Florida State	52
2010	IR	Antonio Allen	H	South Carolina	37
2011	FR	Bjoern Werner	H	Florida State	25
	IR	Cameron Chism	A	Maryland	46
	KOR	T.J. Thorpe	H	North Carolina	100
	PR	Mike Campanaro	H	Wake Forest	50
	FR	Darwin Cook	N	West Virginia	99

Note: Stats from 1951-11.



KOURTNEI BROWN RETURNED A FUMBLE 26 YARDS FOR A SCORE. HIS SECOND TOUCHDOWN RETURN OF THE CONTEST, AGAINST NORTH CAROLINA IN THE 2011 SEASON.

CLEMSONTIGERS.COM



OVERVIEW
COACHES
UNIVERSITY
TRADITIONS
PLAYERS
REVIEW
OPPONENTS
RECORDS

WEEKLY RANKINGS

PRESEASON RANKINGS

Year	Preseason	Final
1958	18 NP	12 13
1959	18 NP	11 11
1960	9 NP	---
1978	18 NP	6 6
1982	11 9	8 PB
1984	4 8	---
1987	9 NP	12 10
1988	4 4	9 8
1989	12 NP	12 11
1990	10 NP	9 9
1991	9 NP	18 17
1992	13 NP	---
1993	23 NP	23 22
1994	25 24	---
1996	25 23	---
1997	20 21	---
2000	17 19	16 14
2001	19 18	---
2006	18 18	---
2008	9 9	---

NP - no poll; PB - probation; Note: First poll listed is AP; second poll listed is coaches.

1939

Date	W-L	AP	USA
11-13	6-1	16	NP
11-20	7-1	15	NP
11-27	8-1	14	NP
12-4	8-1	15	NP
12-11	8-1	12	NP

1940

Date	W-L	AP	USA
10-14	4-0	12	NP
10-21	4-0	13	NP
10-28	5-0	10	NP

1941

Date	W-L	AP	USA
10-13	4-0	13	NP
10-20	4-0	14	NP
11-17	6-1	18	NP
11-24	7-1	16	NP

1945

Date	W-L	AP	USA
11-26	6-2-1	18	NP

1948

Date	W-L	AP	USA
10-11	2-0	15	NP
10-18	3-0	14	NP
10-25	4-0	13	NP
11-1	5-0	12	NP
11-8	6-0	10	NP
11-15	7-0	9	NP
11-22	8-0	9	NP
11-29	9-0	11	NP

1950

Date	W-L	AP	USA
10-2	2-0	18	---
10-9	3-0	13	16
10-16	3-0	12	14
10-23	3-0-1	16	---
10-30	4-0-1	14	18
11-6	5-0-1	13	---
11-13	6-0-1	11	13
11-20	7-0-1	11	12
11-27	8-0-1	10	10

1951

Date	W-L	AP	USA
10-1	2-0	18	---
10-8	3-0	16	24
12-3	7-2	19	---

1955

Date	W-L	AP	USA
10-3	3-0	16	---

1956

Date	W-L	AP	USA
10-15	3-0-1	15	18

10-22	3-0-1	20	20
10-29	4-0-1	13	17
11-5	5-0-1	11	15
11-12	5-0-2	13	---
12-3	7-1-2	19	---

1957

Date	W-L	AP	USA
11-11	5-2	14	14
11-18	5-3	---	19
11-25	6-3	---	19
12-2	7-3	---	18

1958

Date	W-L	AP	USA
Pre	0-0	18	---
9-22	1-0	---	16
9-29	2-0	10	13
10-6	3-0	8	11
10-13	4-0	10	12
10-20	4-0	10	11
10-27	4-1	19	---
11-3	5-1	17	18
11-17	6-2	16	17
11-24	7-2	12	12
12-1	8-2	12	13

1959

Date	W-L	AP	USA
Pre	0-0	18	---
9-21	1-0	5	9
9-28	2-0	6	7
10-12	3-1	15	13
10-19	3-1	17	15
10-26	4-1	12	12
11-2	5-1	10	11
11-9	6-1	11	11
11-16	6-2	19	---
11-23	7-2	14	14
11-30	8-2	10	10
12-7	8-2	11	11

1960

Date	W-L	AP	USA
Pre	0-0	9	NP
9-19	0-0	9	NP
9-26	1-0	7	NP
10-3	2-0	8	11
10-10	3-0	8	11
10-17	3-1	---	17

1977

Date	W-L	AP	USA
Pre	0-0	9	NP
9-19	0-0	9	NP
9-26	1-0	7	NP
10-3	2-0	8	11
10-10	3-0	8	11
10-17	3-1	---	17

1977

Date	W-L	AP	USA
10-17	5-1	20	19
10-24	6-1	16	16
10-31	7-1	13	13
11-7	7-1-1	15	16
11-14	7-2-1	15	15
11-21	8-2-1	13	14
11-28	8-2-1	11	10
1-3	8-3-1	19	---

1978

Date	W-L	AP	USA
Pre	0-0	18	---
9-18	1-0	---	18
10-23	5-1	20	20
10-30	6-1	16	16
11-6	7-1	15	15
11-13	8-1	12	12
11-20	9-1	10	10
11-27	10-1	7	7
12-4	10-1	7	8
1-3	11-1	6	6

1979

Date	W-L	AP	USA
11-5	6-2	18	17
11-12	7-2	14	14
11-19	8-2	13	13
11-26	8-3	18	17
12-3	8-3	18	17

1981

Date	W-L	AP	USA
9-21	3-0	19	18
9-28	3-0	14	14
10-5	4-0	9	7
10-12	5-0	6	10
10-19	6-0	4	5
10-26	7-0	3	4
11-2	8-0	2	3
11-9	9-0	2	2
11-16	10-0	2	2
11-23	11-0	2	2
11-30	11-0	1	1
1-3	12-0	1	1

1982

Date	W-L	AP	USA
Pre	0-0	11	9
9-6	0-1	16	NP
9-13	0-1	16	13
9-27	1-1-1	---	19
10-4	2-1-1	---	20
10-11	3-1-1	20	17
10-18	4-1-1	18	17
10-25	5-1-1	15	13
11-1	5-1-1	13	14
11-8	6-1-1	11	10
11-15	7-1-1	10	12
11-22	8-1-1	10	10
11-29	9-1-1	8	PB
12-6	9-1-1	7	PB
1-3	9-1-1	8	PB

1983

Date	W-L	AP	USA
11-7	7-1-1	17	PB
11-14	8-1-1	13	PB
11-21	9-1-1	12	PB
11-28	9-1-1	11	PB
12-3	9-1-1	12	PB
1-3	9-1-1	11	PB

1984

Date	W-L	AP	USA
Pre	0-0	4	8
9-3	1-0	3	5
9-10	2-0	2	4
9-17	2-0	2	PB
9-24	2-1-1	13	PB
11-12	7-2	20	PB

1986

Date	W-L	AP	USA
10-6	3-1	20	---
10-13	4-1	17	17
10-20	5-1	16	16
11-3	6-2	20	---
11-10	7-2	15	17
11-17	7-2-1	19	18
11-24	7-2-2	---	18
12-3	7-2-2	---	18
1-3	8-2-2	17	19

1987

Date	W-L	AP	USA
Pre	0-0	9	NP
9-7	1-0	10	10
9-14	2-0	8	8

9-21	3-0	9	9
9-28	4-0	8	7
10-5	4-0	8	7
10-12	5-0	7	6
10-19	6-0	7	7
10-26	6-1	14	12
11-2	7-1	10	10
11-9	8-1	9	9
11-16	9-1	8	8
11-23	9-2	13	13
11-30	9-2	13	13
12-7	9-2	14	12
1-3	10-2	12	10

1988

Date	W-L	AP	USA
Pre	0-0	4	4
9-5	1-0	3	3
9-12	2-0	3	4
9-19	2-1	12	12
9-26	3-1	11	11
10-3	3-1	11	12
10-10	4-1	11	11
10-17	5-1	9	10
10-24	5-2	15	18
10-31	6-2	17	20
11-7	7-2	16	16
11-14	8-2	15	15
11-21	9-2	13	13
11-28	9-2	13	13
12-5	9-2	13	13
1-3	10-2	9	8

1989

Date	W-L	AP	USA
Pre	0-0	12	NP
9-4	1-0	10	9
9-11	2-0	7	6
9-18	3-0	7	6
9-25	4-0	7	6
10-2	4-1	15	14
10-9	5-1	14	13
10-23	6-2	22	19
10-30	7-2	21	18
11-6	8-2	17	15
11-13	8-2	15	13
11-20	9-2	15	13
11-27	9-2	14	13
12-4	9-2	14	13
1-2	10-2	12	11

1990

Date	W-L	AP	USA
Pre	0-0	10	NP
9-3	1-0	9	10
9-10	1-1	16	19
9-17	2-1	16	19
9-24	3-1	19	18
10-1	4-1	16	13
10-8	5-1	15	14
10-15	5-2	22	22
10-22	6-2	19	17
10-29	7-2	18	17
11-5	8-2	18	16
11-12	8-2	17	15
11-19	9-2	16	13
11-26	9-2	14	11
12-3	9-2	14	11
1-2	10-2	9	9

1996

Date	W-L	AP	USA
Pre	0-0	25	23
11-18	7-3	22	24

1997

Date	W-L	AP	USA
Pre	0-0	20	21
8-25	0-0	20	NP
9-1	0-0	---	20
9-8	1-0	19	21
9-15	2-0	16	15
9-22	2-1	17	21

2000

Date	W-L	AP	USA
Pre	0-0	17	19
8-27	0-0	17	18
9-3	1-0	17	19
9-10	2-0	16	16
9-17	3-0	11	11
9-24	4-0	7	8
10-1	5-0	5	5



YEAR-BY-YEAR TEAM RECORDS

- OVERVIEW
- COACHES
- UNIVERSITY
- TRADITIONS
- PLAYERS
- REVIEW
- OPPONENTS
- RECORDS

Year	Home	Away	Neutral	Conf.	Finish	Overall	Win %	Scoring	Captain(s)	Head Coach(es)
1896	0-0	2-1	0-0	----	----	2-1	.667	36-18	R.G. Hamilton	Walter Riggs
1897	0-0	2-2	0-0	----	----	2-2	.500	28-58	W.T. Brock	W.M. Williams
1898	1-0	1-1	1-0	----	----	3-1	.750	110-20	Shack Shealy	John Penton
1899	0-0	1-2	3-0	----	----	4-2	.667	109-50	J.N. Walker	Walter Riggs
1900	1-0	3-0	2-0	3-0	1st	6-0	1.000	222-10	J.N. Walker	John Heisman
1901	1-0	1-0-1	1-1	----	----	3-1-1	.700	190-38	Claude Douthit	John Heisman
1902	2-0	4-1	0-0	5-0	1st	6-1	.857	152-22	Hope Sadler	John Heisman
1903	0-0	3-1	1-0-1	----	----	4-1-1	.750	167-22	Hope Sadler	John Heisman
1904	1-1	1-1-1	1-1	----	----	3-3-1	.500	50-45	John B. Holland	Shack Shealy
1905	0-0-1	2-2	1-0	----	----	3-2-1	.583	101-63	O.L. Derrick	Eddie Cochems
1906	3-0-1	1-0-1	0-0-1	----	----	4-0-3	.786	38-4	Fritz Furtick	Bob Williams
1907	2-2	1-1	1-1	----	----	4-4	.500	67-45	J.M. McLaurin	Frank Shaughnessy
1908	1-1	0-3	0-2	----	----	1-6	.143	26-102	Sticker Coles	John Stone
1909	2-0	2-2	2-1	----	----	6-3	.667	93-43	C.M. Robbs	Bob Williams
1910	1-1	3-2	0-0-1	----	----	4-3-1	.563	106-54	W.H. Hankel	Frank Dobson
1911	1-2	2-1	0-2	----	----	3-5	.375	71-119	Paul Bissell	Frank Dobson
1912	2-0	2-3	0-1	----	----	4-4	.500	176-126	W.B. Britt	Frank Dobson
1913	1-1	3-2	0-1	----	----	4-4	.500	112-98	A.P. Gandy	Bob Williams
1914	0-0	4-3-1	1-0	----	----	5-3-1	.611	168-123	W.A. Schilletter	Bob Williams
1915	0-0-1	2-1-1	0-3	----	----	2-4-2	.375	113-48	W.K. McGill	Bob Williams
1916	2-1	1-1	0-4	----	----	3-6	.333	81-147	S.S. Major	Wayne Hart
1917	1-1	3-0	2-1	----	----	6-2	.750	183-64	F.L. Witsell	Edward Donahue
1918	3-1	1-1	1-0	----	----	5-2	.714	198-101	Stumpy Banks	Edward Donahue
1919	4-0	1-2-2	1-0	----	----	6-2-2	.700	152-55	Stumpy Banks	Edward Donahue
1920	3-1-1	0-5	1-0	----	----	4-6-1	.409	98-146	Boo Armstrong	Edward Donahue
1921	1-1	0-5-1	0-0-1	0-3	14th	1-6-2	.222	48-187	J.H. Spearman	E.J. Stewart
1922	3-1	2-2	0-1	1-2	11th	5-4	.556	170-109	E.H. Emanuel	E.J. Stewart
1923	3-0-1	2-2	0-0	1-1-1	12th	5-2-1	.688	91-65	Butch Holohan	Bud Saunders
1924	2-2	0-2	0-2	0-3	T-18th	2-6	.250	80-96	Charlie Robinson	Bud Saunders
1925	0-3	1-4	0-0	0-4	T-20th	1-7	.125	27-160	G.I. Finklea	Bud Saunders
1926	2-2	0-5	0-0	0-3	18th	2-7	.222	20-169	B.C. Harvey	Bud Saunders (4), Bob Williams (5)
1927	3-0-1	2-3	0-0	2-2	8th	5-3-1	.611	73-84	Bud Eskew	Josh Cody
1928	3-0	3-2	2-1	4-2	T-7th	8-3	.727	192-77	O.K. Pressley	Josh Cody
1929	4-0	2-2	2-1	3-3	12th	8-3	.727	236-110	O.D. Padgett	Josh Cody
1930	3-0	2-1	3-1	3-2	12th	8-2	.800	239-82	Johnnie Justus	Josh Cody
1931	0-1-1	0-2-1	1-3	1-4	20th	1-6-2	.222	19-164	A.D. Fordham	Jess Neely
1932	2-1	1-4-1	0-0	0-4	20th	3-5-1	.389	89-111	Bob Miller	Jess Neely
1933	2-0-1	0-4-1	1-2	1-1	6th	3-6-2	.364	50-98	John Heinemann	Jess Neely
1934	2-0	2-4	1-0	2-1	5th	5-4	.556	89-85	Henry Woodward	Jess Neely
1935	2-0	3-3	1-0	2-1	4th	6-3	.667	147-99	Henry Shore	Jess Neely
1936	2-1	3-4	0-0	3-2	5th	5-5	.500	98-95	Net Berry	Jess Neely
1937	2-0	2-4-1	0-0	2-0-1	3rd	4-4-1	.500	128-64	H.D. Lewis	Jess Neely
1938	2-0	4-1	1-0-1	3-0-1	2nd	7-1-1	.833	145-56	Charlie Woods	Jess Neely
1939	2-0	5-1	2-0	4-0	2nd	9-1	.900	165-45	Joe Payne	Jess Neely
1940	2-0	3-2-1	1-0	4-0	1st	6-2-1	.722	182-73	Red Sharpe	Frank Howard
1941	2-0	3-2	2-0	5-1	3rd	7-2	.778	233-90	Wade Padgett	Frank Howard
1942	2-1	1-4	0-1-1	2-3-1	9th	3-6-1	.350	100-138	Charlie Wright	Frank Howard
1943	0-2	1-2	1-2	2-3	T-7th	2-6	.250	94-185	Ralph Jenkins	Frank Howard
1944	2-0	1-5	1-0	3-1	3rd	4-5	.444	165-179	Ralph Jenkins	Frank Howard
1945	3-1	3-2-1	0-0	2-1-1	4th	6-3-1	.650	211-73	Ralph Jenkins	Frank Howard
1946	2-1	1-4	1-0	2-3	11th	4-5	.444	147-174	Chip Clark	Frank Howard
1947	2-1	2-4	0-0	1-3	12th	4-5	.444	206-146	Cary Cox	Frank Howard
1948	4-0	5-0	2-0	5-0	1st	11-0	1.000	274-76	Bob Martin, Phil Prince	Frank Howard
1949	2-2-1	2-2	0-0-1	2-2	8th	4-4-2	.500	232-216	Gene Moore	Frank Howard
1950	4-0	5-0-1	0-0	3-0-1	2nd	9-0-1	.950	343-76	Fred Cone	Frank Howard
1951	4-0	3-2	0-1	3-1	4th	7-3	.700	196-97	Bob Patton	Frank Howard
1952	1-1	1-5-1	0-0	----	*	2-6-1	.278	112-157	George Rodgers	Frank Howard
1953	2-2	1-3-1	0-0	1-2	6th	3-5-1	.389	139-172	Dreher Gaskin, Nathan Gressette	Frank Howard
1954	3-1	0-4	2-0	1-2	5th	5-5	.500	193-121	Buck George, Scott Jackson, Mark Kane, Clyde White	Frank Howard
1955	3-1	3-1	1-1	3-1	3rd	7-3	.700	206-144	Don King	Frank Howard
1956	4-0	3-1-2	0-1	4-0-1	1st	7-2-2	.727	167-101	Charlie Bussey	Frank Howard
1957	3-1	4-2	0-0	4-3	T-3rd	7-3	.700	216-78	John Grdijan, Leon Kaltenback	Frank Howard
1958	5-0	3-2	0-1	5-1	1st	8-3	.727	169-138	Bill Thomas	Frank Howard
1959	3-1	5-1	1-0	6-1	1st	9-2	.818	285-103	Paul Snyder, Harvey White	Frank Howard
1960	5-0	1-4	0-0	4-2	4th	6-4	.600	197-124	Dave Lynn, Lowndes Shingler	Frank Howard
1961	3-2	2-3	0-0	3-3	T-3rd	5-5	.500	199-126	Ron Andreo, Calvin West	Frank Howard
1962	2-3	4-1	0-0	5-1	2nd	6-4	.600	168-130	Dave Hynes	Frank Howard
1963	2-1-1	3-3	0-0	5-2	T-3rd	5-4-1	.550	181-140	Tracy Childers	Frank Howard
1964	2-2	1-5	0-0	2-4	7th	3-7	.300	105-135	John Boyett, Ted Bunton	Frank Howard
1965	3-1	2-4	0-0	4-3	1st	5-5	.500	117-137	Bill Hecht, Floyd Rogers	Frank Howard
1966	4-0	2-4	0-0	6-1	1st	6-4	.600	174-177	Mike Facciolo	Frank Howard
1967	3-2	3-2	0-0	6-0	1st	6-4	.600	166-128	Jimmy Addison, Frank Liberatore	Frank Howard
1968	2-2	2-3-1	0-0	4-1-1	2nd	4-5-1	.450	184-179	Billy Ammons, Ronnie Ducworth	Frank Howard
1969	2-2	2-4	0-0	3-3	T-3rd	4-6	.400	178-250	Ivan Southerland, Charlie Tolley	Frank Howard
1970	2-4	1-4	0-0	2-4	T-6th	3-8	.273	164-313	B.B. Elvington, Jim Sursavage, Ray Yauger	Hootie Ingram
1971	2-3	1-3	2-0	4-2	2nd	5-6	.455	155-202	Larry Hefner, John McMakin	Hootie Ingram
1972	3-2	1-5	0-0	2-4	5th	4-7	.364	143-245	Wade Hughes, Buddy King, Frank Wirth	Hootie Ingram
1973	3-3	2-3	0-0	4-2	3rd	5-6	.455	231-263	Mike Buckner, Ken Pengitore	Red Parker
1974	6-0	1-4	0-0	4-2	T-2nd	7-4	.636	246-250	Willie Anderson, Mark Fellers, Jim Ness, Ken Peeples	Red Parker
1975	1-4	1-5	0-0	2-3	5th	2-9	.182	177-381	Bennie Cunningham, Neal Jetton, Dennis Smith, Jimmy Williamson	Red Parker
1976	2-2-1	1-4-1	0-0	0-4-1	7th	3-6-2	.364	172-237	Malcolm Marler, Mike O'Cain, Randy Scott, Joey Walters	Red Parker
1977	3-2	5-0-1	0-1	4-1-1	2nd	8-3-1	.708	228-163	Steve Fuller, Steve Godfrey, Randy Scott	Charley Pell
1978	6-0	4-1	1-0	6-0	1st	11-1	.917	368-131	Steve Fuller, Randy Scott	Charley Pell (11), Danny Ford (1)
1979	4-2	4-1	0-1	4-2	T-2nd	8-4	.667	205-116	Bubba Brown, Billy Lott	Danny Ford
1980	4-2	2-3	0-0	2-4	T-4th	6-5	.545	217-222	Lee Nanney, Willie Underwood	Danny Ford
1981	6-0	5-0	1-0	6-0	1st	12-0	1.000	338-105	Jeff Davis, Lee Nanney, Perry Tuttle	Danny Ford
1982	5-0-1	3-1	1-0	6-0	1st	9-1-1	.864	289-147	Homer Jordan, Terry Kinard	Danny Ford
1983	6-0-1	3-1	0-0	----	*	9-1-1	.864	338-200	James Farr, James Robinson	Danny Ford

YEAR-BY-YEAR TEAM RECORDS



OVERVIEW
COACHES
UNIVERSITY
TRADITIONS
PLAYERS
REVIEW
OPPONENTS
RECORDS

Year	Home	Away	Neutral	Conf.	Finish	Overall	Win %	Scoring	Captain(s)	Head Coach(es)
1984	5-1	2-3	0-0	----	*	7-4	.636	346-215	Mike Eppley, William Perry	Danny Ford
1985	3-3	3-2	0-1	4-3	T-3rd	6-6	.500	244-222	Steve Berlin, Steve Reese	Danny Ford
1986	3-1-1	4-1-1	1-0	5-1-1	1st	8-2-2	.750	296-187	Terrence Flagler, Terence Mack	Danny Ford
1987	7-1	2-1	1-0	6-1	1st	10-2	.833	333-176	Michael Dean Perry, John Phillips	Danny Ford
1988	5-1	4-1	1-0	6-1	1st	10-2	.833	342-157	Rodney Williams, Donnell Woolford	Danny Ford
1989	5-1	4-1	1-0	5-2	3rd	10-2	.833	368-138	Wesley McFadden, Otis Moore	Danny Ford
1990	6-0	3-2	1-0	5-2	T-2nd	10-2	.833	333-109	Stacy Fields, Vance Hammond	Ken Hatfield
1991	6-0-1	2-1	1-1	6-0-1	1st	9-2-1	.792	317-185	Rob Bodine, DeChane Cameron, Levon Kirkland	Ken Hatfield
1992	4-2	1-4	0-0	3-5	7th	5-6	.455	261-213	Robert O'Neal, Ashley Sheppard, Wayne Simmons	Ken Hatfield
1993	6-1	2-2	1-0	5-3	3rd	9-3	.750	198-192	Richard Moncrief	Ken Hatfield (11), Tommy West (1)
1994	4-2	1-4	0-0	4-4	6th	5-6	.455	164-188	Tim Jones, Louis Solomon	Tommy West
1995	3-3	5-0	0-1	6-2	3rd	8-4	.667	303-219	Louis Solomon	Tommy West
1996	5-1	2-3	0-1	6-2	T-2nd	7-5	.583	245-241	Dexter McCleon	Tommy West
1997	3-3	4-1	0-1	4-4	5th	7-5	.583	292-219	Raymond Priester, Raymond White	Tommy West
1998	3-4	0-4	0-0	1-7	T-8th	3-8	.273	218-272	Donald Broomfield, Holland Postell	Tommy West
1999	3-2	3-3	0-1	5-3	2nd	6-6	.500	322-253	Keith Adams, Ryan Romano, Brandon Streeter	Tommy Bowden
2000	6-1	3-1	0-1	6-2	2nd	9-3	.750	416-253	Chad Carson, Rod Gardner, Chad Speck	Tommy Bowden
2001	3-3	3-2	1-0	4-4	T-4th	7-5	.583	369-339	Chad Carson, Woodrow Dantzler, Charles Hafley	Tommy Bowden
2002	5-2	2-3	0-1	4-4	5th	7-6	.538	330-349	Nick Eason, Bryant McNeal, Jackie Robinson	Tommy Bowden
2003	6-1	2-3	1-0	5-3	3rd	9-4	.692	365-250	Tony Elliott, DeJuan Polk, Gregory Walker	Tommy Bowden
2004	5-1	1-4	0-0	4-4	T-6th	6-5	.545	236-229	Eric Coleman, Airese Currie, Leroy Hill	Tommy Bowden
2005	4-2	3-2	1-0	4-4	3rd (Atl.)	8-4	.667	316-211	Charles Bennett, Jamaal Fudge, Steven Jackson, Charlie Whitehurst	Tommy Bowden
2006	5-2	2-2	1-1	5-3	T-2nd (Atl.)	8-5	.615	425-210	Gaines Adams, Chansi Stuckey, Anthony Waters	Tommy Bowden
2007	5-2	4-1	0-1	5-3	T-2nd (Atl.)	9-4	.692	430-243	Michael Hamlin, Cullen Harper	Tommy Bowden
2008	5-2	2-2	0-2	4-4	T-3rd (Atl.)	7-6	.539	327-225	James Davis, Tyler Grisham, Michael Hamlin, Cullen Harper, Jack Mckissic	Tommy Bowden (6), Dabo Swinney (7)
2009	6-1	2-3	1-1	6-2	1st (Atl.)	9-5	.643	436-286	Thomas Austin, Chris Chancellor, Kavell Conner, Michael Palmer, Ricky Sapp, C.J. Spiller	Dabo Swinney
2010	5-2	1-4	0-1	4-4	T-4th (Atl.)	6-7	.462	312-244	Marcus Gilchrist, Chris Hairston, Jarvis Jenkins, DeAndre McDaniel, Michael Wade	Dabo Swinney
2011	7-0	2-3	1-1	6-2	^1st (Atl.)	10-4	.714	470-410	Andre Branch, Chad Diehl, Marquan Jones, Coty Sensabaugh, Brandon Thompson, Landon Walker	Dabo Swinney
Totals	339-123-15	255-272-23	63-53-7	314-193-12		657-448-45	.591	22,817-17,050	191 Captains	25 Head Coaches

* - ineligible for conference title; ^ - ACC Championship game winner; Note: Clemson's Southern Conference record was 66-56-6 (.539) and won two SoCon titles; Clemson's record against ACC regular-season opponents (including 18 games vs. South Carolina) is 240-137-6 (.634), including 13 ACC titles and one co-championship.

FOURTH QUARTER WINS

Year	Opponent	Site	Score	Decisive Play	Time Left
1948	Wake Forest	A	21-14	Fred Cone 1 run	11:56
	Auburn	A	7-6	Ray Mathews 1 run	6:35
	South Carolina	A	13-7	Oscar Thompson recovers blocked punt	4:15
1949	Auburn	N	20-20		
1950	South Carolina	A	14-14	Fred Cone TD	
	Miami (FL)	A	15-14	Sterling Smith tackles Frank Smith for a safety	6:00
1954	Florida	A	14-7	Don King 1 run	14:54
1955	Virginia Tech	A	21-16	Charlie Bussey-Joel Wells 60 pass	4:06
	Wake Forest	A	19-13	Billy O'Dell 1 run	2:20
1956	N.C. State	A	13-7	Charlie Horne 10 run	5:26
	Florida	A	20-20	Bob Spooner 1 run	0:32
1957	Wake Forest	H	13-6	Harvey White-Doug Cline 22 pass	1:36
1958	Vanderbilt	A	12-7	Harvey White 3 run	0:03
	N.C. State	A	13-6	George Usry 1 run	12:16
	Virginia	H	20-15	Lowndes Shingler 1 run	14:00
	North Carolina	H	26-21	Doug Cline 2 run	2:52
1959	Wake Forest	H	33-31	George Usry 1 run	4:24
1960	Virginia Tech	H	13-7	Lowndes Shingler 4 run	4:08
1962	N.C. State	A	7-0	Pat Crain 1 run	4:43
	Maryland	A	17-14	Rodney Rogers 23 FG	1:31
	South Carolina	H	20-17	Rodney Rogers 24 FG	1:24
1963	North Carolina	A	11-7	Jim Parker 1 run	7:54
1965	Virginia	A	20-14	Thomas Ray-Wayne Bell 16 pass	2:06
1966	Duke	H	9-6	Jimmy Addison-Phil Rogers 25 pass	2:32
	Wake Forest	A	23-21	Wilson Childers, James Tompkins tackle for safety	0:25
	Virginia	H	40-35	Addison 75 pass to Jacky Jackson	3:49
1967	Duke	A	13-7	Buddy Gore 9 run	
1968	N.C. State	A	24-19	Ray Yauger 7 run	0:53
1971	Wake Forest	H	10-9	Eddie Seigler 29 FG	0:37
1973	Virginia	H	32-27	Ken Pengitore-Jim Lanzendoen 28 pass	6:44
1974	Georgia Tech	H	21-17	Mike O'Cain-Bennie Cunningham 3 pass	8:26
	Georgia	H	28-24	Mike O'Cain 1 run	8:44
1975	Wake Forest	H	16-14	Willie Jordan 34 FG	0:05
1976	The Citadel	H	10-7	Ciro Piccirillo 23 FG	0:54
	Florida State	A	15-12	Steve Fuller 1 run	6:36
1977	N.C. State	H	7-3	Steve Fuller-Jerry Butler 19 pass	12:46
	South Carolina	A	31-27	Steve Fuller-Jerry Butler 20 pass	0:49
1978	North Carolina	H	13-9	Lester Brown 1 run	9:48
1980	Virginia	A	27-24	Obed Ariri 52 FG	0:06
1982	Boston College	H	17-17	Donald Igwebuike 43 FG	5:40
1983	Wake Forest	H	24-17	Stacey Driver 2 run	4:13
1985	Virginia Tech	A	20-17	David Treadwell 36 FG	0:00
	Virginia	H	27-24	Kenny Flowers 12 run	13:45
1986	Georgia	A	31-28	David Treadwell 46 FG	0:00
	Maryland	A	17-17	David Treadwell 21 FG	0:10
	South Carolina	H	21-21	David Treadwell 31 FG	2:50
1987	Georgia	H	21-20	David Treadwell 21 FG	0:02
	Duke	H	17-10	Tracy Johnson 4 run	6:46
	North Carolina	A	13-10	David Treadwell 30 FG	0:32
1988	Virginia	A	10-7	Rodney Williams-Chip Davis 14 pass	1:52
	Oklahoma	N	13-6	Terry Allen 4 run	10:28
1990	Maryland	A	18-17	DeChane Cameron-Rudy Harris 11 pass	7:59
	N.C. State	A	24-17	Howard Hall 1 run	3:12
1991	Georgia Tech	H	9-7	Ronald Williams 2 run	2:06
	Virginia	H	20-20	Nelson Welch 40 FG	0:46
1992	Virginia	A	29-28	Nelson Welch 32 FG	0:55
1993	South Carolina	A	16-13	Nelson Welch 31 FG	11:53
	Kentucky	N	14-13	Patrick Sapp-Terry Smith 21 pass	0:20
1996	Georgia Tech	H	28-25	Nealon Greene 1 run	4:10
1997	N.C. State	A	19-17	Matt Padgett 20 FG	0:19
	Duke	H	29-20	Rahim Abdullah 63 interception return	OT
2000	South Carolina	H	16-14	Aaron Hunt 25 FG	0:03
2001	Georgia Tech	A	47-44	Woodrow Dantzler 6 run	OT
2002	Duke	A	34-31	Aaron Hunt 21 FG	0:08
	South Carolina	H	27-20	Bernard Rambert 2 run	9:38
2003	Virginia	H	30-27	Charlie Whitehurst-Kevin Youngblood 4 pass	OT
2004	Wake Forest	H	37-30	Charlie Whitehurst-Kyle Browning 11 pass	OT
	Maryland	H	10-7	Reggie Merriweather 2 run	0:23
	Miami (FL)	A	24-17	Reggie Merriweather 2 run	OT
2005	Texas A&M	H	25-24	Jad Dean 42 FG	0:02
	Maryland	A	28-24	Reggie Merriweather 38 run	2:58
	South Carolina	A	13-9	James Davis 2 run	5:58
2006	Florida State	A	27-20	James Davis 1 run	0:08
2007	South Carolina	A	23-21	Mark Buchholz 35 FG	0:00
2008	Boston College	A	27-21	Cullen Harper-Aaron Kelly 4 pass	7:10
2009	Miami (FL)	A	40-37	Kyle Parker-Jacoby Ford 26 pass	OT
2010	N.C. State	H	14-13	Jamie Harper 4 run	6:18
2011	Wake Forest	H	31-28	Chandler Catanzaro 43 FG	0:00

Note: Above is a list of games since 1948 in which Clemson scored the last points of the game in the fourth quarter or overtime to erase a deficit or tie, and win or tie a game; games must have been decided by seven points or less, or in overtime.



YEARLY CLEMSON STATS

- OVERVIEW
- COACHES
- UNIVERSITY
- TRADITIONS
- PLAYERS
- REVIEW
- OPPONENTS
- RECORDS

Year	Games	Plays	Total Yards	Yards Per Game	Yards Per Play	Carries	Rushing Yards	Yards Per Game	Yards Per Carry	Pass Attempts	Completions	Passing Yards	Had Intercepted	Completion %	Yards Per Game	Punting Average	Punt Returns	Punt Return Yards	Kickoff Returns	Kickoff Return Yards	Interceptions	Interception Yards	First Downs	Points Per Game	Turnovers
1938	9	461	2151	239.0	4.7	396	1638	182.0	4.1	65	32	513	4	49.2	57.0	38.0	41	584	15	321	9	111	94	16.2	10
1939	10	558	2820	282.0	5.1	480	2185	218.5	4.6	78	33	635	7	42.3	63.5	41.0	43	271	12	230	14	116	113	16.5	26
1940	9	552	2391	265.7	4.3	448	1794	199.3	4.0	104	33	597	6	31.7	66.3	37.0	43	372	11	155	19	209	108	20.2	8
1941	9	582	2977	330.8	5.1	439	2226	247.3	5.1	143	43	751	10	30.1	83.4	40.5	52	560	20	428	12	150	111	25.9	23
1942	10	535	1876	187.6	3.5	399	1277	127.7	3.2	106	43	599	15	41.0	59.9	37.3	43	296	17	307	12	149	95	10.0	29
1943	8	387	1456	182.0	3.8	306	1057	132.1	3.5	81	25	399	10	30.9	49.9	36.4	28	237	16	289	12	70	60	11.8	23
1944	9	482	2070	230.0	4.3	394	1696	188.4	4.3	88	21	374	16	23.9	41.6	38.6	36	256	33	648	14	102	105	18.3	26
1945	10	548	2600	260.0	4.7	453	2064	206.4	4.6	95	27	536	13	28.4	53.6	36.0	53	466	23	429	19	235	104	21.1	30
1946	9	442	2046	225.8	4.6	309	995	124.4	3.2	133	62	1051	15	46.6	131.4	36.2	22	137	57	488	12	121	90	15.6	24
1947	9	483	2673	297.0	5.5	330	1340	148.9	4.1	153	67	1333	19	43.8	148.1	41.2	28	224	22	419	7	120	95	22.9	35
1948	11	646	3456	315.1	5.3	503	2456	223.2	4.9	143	53	1000	15	37.1	90.9	42.7	37	634	16	341	21	234	140	24.9	39
1949	10	598	3124	312.4	5.2	418	2003	200.3	4.8	180	62	1121	13	34.4	112.1	40.3	20	252	38	557	14	145	141	23.2	22
1950	10	630	3881	388.1	6.2	504	2648	264.8	5.3	126	53	1233	8	42.0	137.0	36.7	24	307	21	305	17	169	139	32.9	19
1951	10	671	3319	331.9	4.9	487	2186	218.6	4.5	184	73	1133	15	40.0	113.3	32.9	36	302	22	392	25	361	164	19.6	27
1952	9	552	2179	242.1	3.9	420	1595	177.2	3.8	132	45	584	19	34.1	64.9	36.4	29	262	27	533	16	145	100	12.4	36
1953	9	568	2750	305.6	4.8	426	1792	199.1	4.2	142	60	958	15	42.2	106.4	36.4	12	125	32	473	14	150	127	15.6	39
1954	10	616	2916	291.6	4.7	506	2081	208.1	4.1	110	44	835	11	40.0	83.5	36.6	30	489	25	405	10	139	151	19.3	33
1955	10	600	3057	305.7	5.1	485	2200	220.0	4.5	115	44	857	13	38.3	85.7	31.1	16	202	25	516	13	154	156	20.6	23
1956	11	629	2512	251.2	4.0	548	2166	216.6	4.0	81	25	346	7	30.9	34.6	35.3	21	214	22	469	12	145	152	14.6	22
1957	10	646	3277	327.7	5.1	517	2232	223.2	4.3	130	57	1045	8	43.9	104.5	33.2	22	214	19	350	7	135	170	21.6	24
1958	11	744	3344	304.0	4.5	604	2426	220.5	4.0	140	69	918	9	49.3	83.5	32.0	40	450	29	570	8	61	178	15.4	23
1959	11	746	3300	300.0	4.4	581	2128	193.5	3.7	165	77	1168	10	46.7	106.2	34.5	47	531	28	668	20	349	184	25.9	24
1960	10	724	3060	306.0	4.2	535	1944	194.4	3.6	189	81	1116	10	42.9	111.6	36.2	34	374	27	467	11	161	176	19.7	23
1961	10	708	3075	307.5	4.3	499	1783	178.3	3.6	209	91	1292	14	43.5	129.2	38.8	36	572	29	584	8	119	172	19.9	25
1962	10	695	2897	289.7	4.2	545	2054	205.4	3.8	150	63	843	16	42.0	84.3	39.7	25	299	29	658	13	118	170	16.8	33
1963	10	741	3139	313.9	4.2	565	1959	195.9	3.5	176	72	1180	16	40.9	118.0	30.1	38	407	32	652	8	58	166	18.1	42
1964	10	644	2245	224.5	3.5	493	1696	168.6	3.4	151	44	559	16	29.1	55.9	36.5	32	261	28	570	19	145	128	10.5	32
1965	10	680	2789	278.9	4.1	472	1569	156.9	3.3	208	91	1220	15	43.8	122.0	39.1	28	229	29	612	10	51	161	11.7	31
1966	10	614	3056	305.6	4.9	419	1520	152.0	3.6	195	105	1536	15	53.8	153.6	38.9	35	281	37	852	12	123	150	17.4	30
1967	10	711	3121	312.1	4.4	483	1887	188.7	3.9	228	105	1234	13	46.0	123.4	37.9	37	387	25	426	10	116	167	16.6	21
1968	10	722	3094	309.4	4.3	503	1803	180.3	3.6	219	98	1291	19	44.7	129.1	36.7	30	302	30	702	17	94	156	18.4	37
1969	10	711	3157	315.7	4.4	430	1402	140.2	3.3	281	133	1755	24	47.5	175.5	38.1	25	215	44	952	12	102	165	17.8	43
1970	11	760	2760	250.9	3.6	458	1201	109.2	2.6	302	145	1559	12	48.0	141.7	36.8	27	403	57	1187	14	344	159	14.9	19
1971	11	746	2845	258.6	3.8	554	1582	143.8	3.8	192	82	1263	14	42.7	114.8	36.7	24	254	32	656	19	176	158	14.1	30
1972	11	742	2928	266.2	3.9	590	2058	187.1	3.5	152	64	870	9	42.1	79.1	38.4	32	194	41	763	15	74	160	13.0	26
1973	11	796	4009	364.5	5.0	591	2497	227.0	4.1	205	90	1512	10	43.9	137.5	41.8	31	227	43	831	19	213	204	21.0	31
1974	11	749	3659	332.6	4.9	611	2543	231.2	4.2	138	62	1116	8	44.9	101.5	39.5	27	285	37	744	13	132	196	22.4	29
1975	11	746	3722	338.4	5.0	538	1924	174.9	3.6	208	111	1798	9	53.3	163.5	34.8	22	145	49	876	6	59	195	16.1	35
1976	11	750	3707	337.0	4.9	573	2463	223.8	4.3	177	87	1245	10	49.2	113.2	38.2	16	88	34	547	9	24	206	15.6	34
1977	12	852	4075	339.6	4.8	639	2369	197.4	3.7	213	111	1706	8	52.1	142.2	38.4	37	335	32	648	8	234	216	19.0	30
1978	12	946	5134	427.8	5.4	741	3469	289.1	4.7	205	111	1665	5	54.1	138.8	39.4	23	288	25	486	24	327	273	30.7	21
1979	12	911	3901	325.1	4.3	725	2689	224.1	3.7	186	93	1212	10	50.0	101.0	43.0	29	193	24	363	16	216	228	17.1	21
1980	11	813	3675	334.1	4.5	590	1993	181.2	3.4	223	109	1682	13	48.8	152.8	37.7	28	175	32	502	12	175	203	19.7	36
1981	12	910	4698	391.5	5.2	705	2977	248.1	4.2	205	112	1721	10	54.6	143.4	42.1	37	333	20	409	23	190	254	28.2	24
1982	11	796	3869	354.2	4.9	618	2604	236.7	4.2	178	98	1265	12	55.1	115.0	39.9	24	160	17	312	21	261	210	26.3	24
1983	11	778	4219	383.5	5.4	588	2752	250.2	4.7	190	104	1467	11	54.7	133.4	43.3	17	83	34	648	20	208	219	30.7	24
1984	11	768	4184	380.4	4.5	521	2326	211.5	4.5	247	137	1858	12	55.5	168.9	44.0	32	206	27	522	16	114	221	31.5	27
1985	12	860	4283	356.9	5.0	603	2688	224.0	4.5	257	125	1595	10	48.6	132.9	39.9	19	100	43	915	11	86	235	20.3	33
1986	12	917	4570	380.8	5.0	705	3245	270.4	4.6	212	104	1325	11	49.1	110.4	38.5	36	313	39	977	16	180	242	24.7	24
1987	12	887	4542	378.5	5.1	661	2972	247.7	4.5	226	109	1570	12	48.2	130.8	38.3	53	720	34	724	19	147	235	27.8	29
1988	12	874	4615	384.6	5.3	673	3241	270.1	4.8	201	85	1374	4	42.3	114.5	41.1	41	269	27	538	15	171	241	28.5	13
1989	12	873	4561	380.1	5.2	678	2841	234.9	4.2	195	117	1720	6	60.0	139.8	42.7	36	354	26	581	21	318	253	30.7	15
1990	12	882	4265	355.4	4.8	667	2956	246.3	4.4	215	107	1309	5	49.7	109.1	43.7	52	422	29	627	16	181	225	27.7	17
1991	12	918	4836	403.0	5.3	658	3019	251.6	4.6	260	140	1817	11	53.8	151.4	35.6	49	555	31	623	9	39	253	26.4	29
1992	11	824	4054	368.5	4.9	580	2828	257.1	4.9	224	103	1226	5	42.2	111.5	40.0	37	268	35	6					

YEARLY OPPONENT STATS



- OVERVIEW
- COACHES
- UNIVERSITY
- TRADITIONS
- PLAYERS
- REVIEW
- OPPONENTS
- RECORDS

Year	Games	Plays	Total Yards	Yards Per Game	Yards Per Play	Carries	Rushing Yards	Yards Per Game	Yards Per Carry	Pass Attempts	Completions	Passing Yards	Had Intercepted	Completion %	Yards Per Game	Punting Average	Punt Returns	Punt Return Yards	Kickoff Returns	Kickoff Return Yards	Interceptions	Interception Yards	First Downs	Points Per Game	Turnovers
1938	9	491	1742	193.6	3.5	386	1211	134.6	3.1	105	39	531	9	37.1	33.0						4	84	6.2	17	
1939	10	519	1575	157.5	3.0	410	1126	112.6	2.7	109	32	449	14	29.4	44.9						7	80	4.5	26	
1940	9	468	1652	183.6	3.5	339	1094	121.6	3.2	129	46	558	19	35.7	62.0						6	92	8.3	27	
1941	9	487	1886	209.6	3.9	334	904	100.4	2.7	153	74	982	12	48.4	109.1						10	83	10.1	26	
1942	10	597	2349	234.9	3.9	467	1625	162.5	3.5	130	49	724	12	38.0	72.4						15	101	13.8	25	
1943	8	462	2418	302.3	5.2	349	1582	197.8	4.5	113	54	836	12	47.8	104.5						10	98	23.1	32	
1944	9	519	2436	270.7	4.7	410	1797	199.7	4.4	109	40	639	14	36.7	71.0						16	105	19.9	28	
1945	10	533	1932	193.2	3.6	364	1105	110.5	3.0	169	60	827	19	35.5	82.7						13	91	7.3	34	
1946	9	489	2127	265.9	4.3	336	1164	145.5	3.5	153	62	963	1	40.5	120.4						15	98	19.3	29	
1947	9	544	2189	243.7	4.0	404	1223	135.9	3.0	140		966	7		107.3						19	104	16.2	23	
1948	11		1949	177.2			1116	101.5		161	61	833	21	37.9	75.7						15	99	6.9	31	
1949	10	621	3169	316.9	5.1	460	2168	216.8	4.7	161	76	1001	14	47.2	100.1						13	147	21.6	33	
1950	10	570	2255	225.5	4.0	354	1365	136.5	3.9	216	83	890	17	38.4	89.0	38.3	14	153			8	79	97	6.2	35
1951	10	618	2259	225.9	3.7	442	1383	138.3	3.1	176	61	876	13	34.7	87.6	39.2	32	429			29	103	9.7	28	
1952	9	620	2317	257.4	3.7	459	1436	159.6	3.1	161	62	881	16	38.5	97.9	37.2	35	269	28	412	19	193	113	17.4	32
1953	9	518	2461	273.4	4.8	367	1478	164.2	4.0	151	54	983	14	35.7	109.2	31.0	15	401	28	767	15	230	116	19.1	27
1954	10	528	1761	176.1	3.3	388	969	96.9	2.5	140	66	792	10	47.1	79.2	35.5	19	161	41	748	11	218	96	12.1	23
1955	10	561	2478	247.8	4.4	427	1624	162.4	3.8	134	49	854	13	37.0	85.4	34.3	8	142	33	709	13	85	138	14.4	28
1956	11	635	2448	244.8	3.9	511	1922	192.2	3.8	124	48	526	12	38.8	52.6	33.6	19	122	27	506	7	44	133	7.4	30
1957	10	592	2159	215.9	3.6	463	1562	156.2	3.4	129	49	597	7	37.9	59.7	33.3	6	63	40	808	8	62	111	7.8	15
1958	11	646	2673	243.0	4.1	454	1517	137.9	3.3	192	88	1156	8	45.9	105.1	37.5	22	179	29	604	9	48	148	12.5	23
1959	11	603	2130	193.6	3.5	430	1174	106.7	2.7	189	80	956	8	42.3	86.9	36.3	24	151			20	114	8.5	26	
1960	10	573	2143	214.3	3.7	389	1143	114.3	2.9	184	94	1000	11	51.0	100.0	34.1	19	165	37	766	10	116	12.4	17	
1961	10	567	2340	234.0	4.1	399	1275	127.5	3.2	198	88	1265	8	44.4	126.5	37.8	27	265	38	725	14	151	114	12.6	17
1962	10	577	2403	240.3	4.2	395	1213	121.3	3.0	182	91	1198	13	50.0	119.0	37.3	27	296	36	776	16	266	127	13.0	22
1963	10	544	1847	184.7	3.4	344	931	93.1	2.7	200	79	916	8	39.5	91.6	36.5	18	183	37	834	16	219	104	14.0	25
1964	10	641	2710	271.0	4.2	439	1605	160.5	3.4	202	87	1105	19	43.1	110.5	32.3	30	317	28	531	16	229	141	13.5	34
1965	10	622	2515	251.5	4.0	448	1514	151.4	3.4	174	79	1001	10	45.4	100.1	37.8	29	339	15	439	15	154	141	13.7	29
1966	10	681	3164	316.4	4.6	444	1753	175.3	3.9	237	117	1411	12	49.4	141.1	39.6	27	229	33	694	15	158	169	17.7	21
1967	10	661	2577	257.7	3.9	455	1396	139.6	3.1	206	92	1181	9	44.7	118.1	35.8	36	389	34	748	13	102	137	12.8	21
1968	10	748	3386	338.6	4.5	483	1319	131.9	2.8	285	143	2067	17	50.2	206.7	37.3	28	331	39	811	19	183	174	17.9	34
1969	10	784	3579	357.9	4.6	542	1933	193.3	3.6	252	117	1646	12	46.0	164.6	37.8	28	206	27	591	24	213	190	25.0	25
1970	11	838	4768	433.4	5.7	578	2781	252.8	4.9	260	148	1987	14	56.9	180.6	38.3	42	381	32	596	12	118	228	28.5	31
1971	11	766	3352	304.7	4.4	534	2078	188.9	3.9	232	108	1282	19	46.6	116.5	40.0	38	255	36	682	14	204	182	18.4	32
1972	11	773	3896	354.2	5.0	561	2433	221.2	4.3	212	104	1463	15	49.0	133.0	38.1	29	310	31	633	10	196	198	22.3	29
1973	11	814	4072	370.2	5.0	624	2850	259.1	4.6	190	93	1222	19	49.5	111.1	39.8	27	252	44	919	10	87	223	23.9	37
1974	11	789	3950	359.1	5.0	580	2586	235.1	4.5	209	102	1414	13	48.8	128.5	39.2	27	280	40	781	8	82	211	22.7	28
1975	11	785	4434	403.1	5.6	648	3416	310.5	5.3	137	75	1017	6	54.7	92.5	39.9	32	248	33	674	9	213	237	34.6	18
1976	11	809	4201	381.9	5.2	586	2586	235.1	4.4	223	115	1615	9	51.5	146.8	38.8	25	192	22	346	10	73	226	21.5	26
1977	12	845	3582	298.5	4.2	603	2054	171.2	3.4	242	101	1528	21	41.7	127.2	41.9	24	65	41	799	8	104	202	13.6	35
1978	12	775	3151	262.6	4.1	546	1843	153.6	3.4	229	112	1308	24	48.9	109.0	40.1	27	91	61	1128	5	55	181	10.9	38
1979	12	759	2846	237.2	3.7	496	1354	112.8	2.7	263	119	1492	16	45.2	124.3	40.3	44	260	29	596	10	108	151	9.7	24
1980	11	760	3338	303.4	4.4	493	1652	150.2	3.4	267	148	1686	11	55.4	153.3	37.4	22	175	30	587	14	329	184	20.2	28
1981	12	810	3023	251.9	3.7	461	1169	97.4	2.5	349	164	1854	23	47.0	154.5	40.3	15	127	36	659	10	87	201	8.8	41
1982	11	776	3557	323.4	4.6	400	1068	97.1	2.7	376	209	2489	20	55.6	226.3	37.7	9	87	27	545	12	94	207	13.4	35
1983	11	804	4036	366.9	5.0	425	1588	144.4	3.7	379	214	2448	19	56.5	222.5	38.6	20	148	20	396	11	94	244	18.2	38
1984	11	809	3853	350.2	4.8	506	1921	174.6	3.8	303	146	1932	16	48.2	175.6	40.0	16	72	28	521	12	225	221	19.5	27
1985	12	887	4331	360.9	4.9	568	2167	180.6	3.8	319	180	2164	11	56.4	180.3	38.2	24	190	25	561	9	70	248	18.5	28
1986	12	816	3687	307.3	4.5	394	1253	104.4	3.2	422	204	2434	16	48.3	202.8	42.1	21	184	54	965	11	138	205	15.6	23
1987	12	755	2945	245.4	3.9	416	991	82.6	2.4	339	167	1954	19	49.3	162.8	40.6	21	207	64	1291	12	89	164	14.7	28
1988	12	788	3329	277.4	4.2	444	1394	116.2	3.1	344	171	1935	15	49.7	161.3	40.3	25	215	64	1237	4	2	208	13.1	34
1989	12	746	3184	265.3	4.2	367	1159	96.6	3.2	379	185	2025	21	48.8	168.6	36.6	16	171	58	1390	6	16	179	11.5	38
1990	12	747	2630	219.2	3.5	402	848	70.9	2.1	345	167	1782	16	48.4	194.5	37.5	34	323	51	1310	5	3	159	9.9	34
1991	12	793	3271	272.6	4.1	402	733	61.1	1.8	391	192	2538	9	49.1	211.5	38.7	23	210	53	1082	11	58	170	15.4	19
1992	11	754	3656	332.4	4.9	413	1321	120.1	3.2	341	183	2335	14	53.7	212.3	36.9	32	307	46	925	5	46	189	19.4	22
1993	12	815	4053	337.8	4.9	437	1550	129.2	3.5	378	203	2503	17	53.7	200.6	41.6	21	144	34	736	10	72	218	16.0	30
1994	11	735	3638	330.7	5.0	379	1248	113.5	3.3	356	210	2390	16	59.0	2										



ALL-TIME RESULTS

- OVERVIEW
- COACHES
- UNIVERSITY
- TRADITIONS
- PLAYERS
- REVIEW
- OPPONENTS
- RECORDS

Date	Score	W	L	T	Site	Opponent	CU/Opp. AP Rank	Opp. Final W-L	Opp. Final Rank
1896 (2-1)									
10-31	14-6	W	A			Furman		2-3	
11-12	6-12	L	A			South Carolina		1-3	
11-21	16-0	W	A			Wofford		2-2	

1897 (2-2)									
10-9	0-24	L	A			Georgia		2-1	
10-23	10-0	W	A			Charlotte "Y"			
10-25	0-28	L	A			North Carolina		7-3	
11-10	18-6	W	A			South Carolina		0-3	

1898 (3-1)									
10-8	8-20	L	A			Georgia		4-2	
10-20	55-0	W	H			Bingham			
11-17	24-0	W	A			South Carolina		1-2	
11-24	23-0	W	N1			Georgia Tech		0-3	

N1 - Augusta, GA

1899 (4-2)									
10-7	0-11	L	A			Georgia		2-3-1	
10-14	10-0	W	N1			Davidson		1-3-1	
10-28	0-34	L	A			Auburn		3-1-1	
11-9	34-0	W	A			South Carolina		2-3	
11-18	24-0	W	N1			N.C. State		1-2-2	
11-30	41-5	W	N2			Georgia Tech		0-5	

N1 - Rock Hill, SC; N2 - Greenville, SC

1900 (6-0, 3-0, 1st in SIAA)									
10-19	64-0	W	H			Davidson		4-2	
10-22	21-0	W	A			Wofford		1-2-1	
11-1	51-0	W	A			South Carolina		4-3	
11-10	39-5	W	A			Georgia		2-4	
11-24	12-5	W	N1			Virginia Tech		3-3-1	
11-29	35-0	W	N2			Alabama		2-3	

N1 - Charlotte, NC; N2 - Birmingham, AL

1901 (3-1-1)									
10-5	122-0	W	H			Guilford		0-4	
10-19	6-6	T	A			Tennessee		3-3-2	
10-26	29-5	W	A			Georgia		1-5-2	
10-31	11-17	L	N1			Virginia Tech		6-1	
11-28	22-10	W	N2			North Carolina		7-2	

N1 - Columbia, SC; N2 - Charlotte, NC

1902 (6-1, 5-1, 1st in SIAA)									
10-4	11-5	W	H			N.C. State		3-4-2	
10-18	44-5	W	A			Georgia Tech		0-6-2	
10-24	28-0	W	A			Furman		4-3-3	
10-30	6-12	L	A			South Carolina		6-1	
11-8	36-0	W	H			Georgia		4-2-1	
11-15	16-0	W	A			Auburn		2-4-1	
11-27	11-0	W	A			Tennessee		6-2	

1903 (4-1-1)									
10-10	29-0	W	A			Georgia		3-4	
10-17	73-0	W	A			Georgia Tech		2-5	
10-28	24-0	W	N1			N.C. State		4-4	
11-14	6-11	L	A			North Carolina		6-3	
11-21	24-0	W	A			Davidson		1-4	
11-26	11-11	T	N2			# Cumberland		4-1-1	

- SIAA Championship Game; N1 - Columbia, SC; N2 - Montgomery, AL

1904 (3-3-1)									
10-8	18-0	W	N1			Alabama		7-3	
10-15	0-5	L	H			Auburn		5-0	
10-22	10-0	W	H			Georgia		1-5	
10-27	5-11	L	N2			Sewanee		7-1	
11-5	11-11	T	A			Georgia Tech		8-1-1	
11-12	6-0	W	A			Tennessee		3-5-1	
11-24	0-18	L	A			N.C. State		3-1-2	

N1 - Birmingham, AL; N2 - Columbia, SC

1905 (3-2-1)									
10-14	5-5	T	H			Tennessee		3-5-1	
10-21	35-0	W	A			Georgia		1-5	
10-25	25-0	W	N1			Alabama		6-4	
11-11	26-0	W	A			Auburn		2-4	
11-18	0-41	L	A			Vanderbilt		7-1	
11-30	10-17	L	A			Georgia Tech		6-0-1	

N1 - Columbia, SC

1906 (4-0-3)									
10-13	0-0	T	H			Virginia Tech		5-2-2	
10-20	6-0	W	H			Georgia		2-4-1	
10-25	0-0	T	N1			N.C. State		3-1-4	



11-3	0-0	T	A			Davidson		3-2-1	
11-10	6-4	W	H			Auburn		1-5-1	
11-19	16-0	W	H			Tennessee		1-6-2	
11-29	10-0	W	A			Georgia Tech		5-3-1	

N1 - Columbia, SC

1907 (4-4)									
9-28	5-0	W	H			Gordon Military			
10-9	35-0	W	H			Maryville			
10-21	0-4	L	H			Tennessee		7-2-1	
10-31	15-6	W	N1			North Carolina		4-4-1	
11-4	0-12	L	A			Auburn		6-2-1	
11-7	0-8	L	N2			Georgia		4-3-1	
11-9	6-10	L	H			Davidson		4-1-1	
11-28	6-5	W	A			Georgia Tech		4-4	

N1 - Columbia, SC; N2 - Augusta, GA

1908 (1-6)									
9-26	15-0	W	H			Gordon Military			
10-10	0-6	L	H			Virginia Tech		5-4	
10-17	0-41	L	A			Vanderbilt		7-2-1	
10-28	0-13	L	N1			Davidson		6-2-2	
11-5	0-6	L	N2			Georgia		5-2-1	
11-14	5-6	L	A			Tennessee		7-2	
11-26	6-30	L	A			Georgia Tech		6-3	

N1 - Columbia, SC; N2 - Augusta, GA

1909 (6-3)									
9-27	26-0	W	H			Gordon Military			
10-2	0-6	L	A			Virginia Tech		6-1	
10-9	17-5	W	N1			Davidson		3-4-2	
10-16	0-3	L	N2			Alabama		5-1-2	
10-23	19-0	W	H			Port Royal			
11-4	6-0	W	A			South Carolina		2-6	
11-10	5-0	W	N3			Georgia		1-4-2	
11-13	17-0	W	A			The Citadel		4-3-2	
11-25	3-29	L	A			Georgia Tech		7-2	

N1 - Charlotte, NC; N2 - Birmingham, AL; N3 - Augusta, GA

1910 (4-3-1)									
9-24	26-0	W	H			Gordon Military			
10-1	0-3	L	H			Mercer		6-3	
10-8	24-0	W	A			Samford		1-7	
10-15	32-0	W	A			The Citadel		3-4	
10-22	0-17	L	A			Auburn		6-1	
11-3	24-0	W	A			South Carolina		4-4	
11-10	0-0	T	N1			Georgia		6-2-1	
11-24	0-34	L	A			Georgia Tech		5-3	

N1 - Augusta, GA

1911 (3-5)									
10-14	0-29	L	H			Auburn		4-2-1	
10-21	15-0	W	H			Samford		1-6-1	
10-25	5-6	L	H			Florida		5-1	
11-2	27-0	W	A			South Carolina		1-4-2	

11-4	18-0	W	A			The Citadel		5-2-2	
11-9	0-23	L	N1			Georgia		7-1-1	
11-18	6-30	L	N2			Mercer		4-6-1	
11-30	0-31	L	A			Georgia Tech		6-2-1	

N1 - Augusta, GA; N2 - Columbus, GA

1912 (4-4)									
10-5	59-0	W	A			Samford		1-6	
10-12	26-0	W	H			Riverside			
10-19	6-27	L	A			Auburn		6-1-1	
10-26	52-14	W	H			The Citadel		3-4	
10-31	7-22	L	A			South Carolina		5-2-1	
11-7	5-27	L	N1			Georgia		6-1-1	
11-16	21-13	W	A			Mercer		5-3-1	
11-28	0-23	L	A			Georgia Tech		5-3-1	

N1 - Augusta, GA

1913 (4-4)									
10-4	6-3	W	H			Davidson		2-5	
10-11	0-20	L	A			Alabama		6-3	
10-18	0-20	L	H			Auburn		8-0	
10-30	32-0	W	A			South Carolina		4-3	
11-6	15-18	L	N1			Georgia		6-2	
11-8	7-3	W	A			The Citadel		3-4-2	
11-17	52-0	W	A			Mercer		2-5-1	
11-27	0-34	L	A			Georgia Tech		7-2	



OVERVIEW
COACHES
UNIVERSITY
TRADITIONS
PLAYERS
REVIEW
OPPONENTS
RECORDS

ALL-TIME RESULTS

10-20	0-28	L	A	Auburn	6-2
10-26	27-0	W	A	South Carolina	2-7
11-11	7-37	L	N2	Virginia Military	4-5
11-16	0-3	L	N3	The Citadel	6-1-1
11-22	40-0	W	H	Presbyterian College	4-3
11-30	0-33	L	N4	Davidson	5-3-1

N1 - Anderson, SC; N2 - Richmond, VA; N3 - Orangeburg, SC; N4 - Charlotte, NC

1917 (6-2)

9-28	13-0	W	H	Presbyterian College	8-1
10-13	38-0	W	A	Furman	3-5
10-19	0-7	L	H	Auburn	6-2-1
10-25	21-13	W	A	South Carolina	3-5
11-1	27-16	W	A	Wofford	5-4
11-8	20-0	W	N1	The Citadel	3-3
11-17	55-7	W	N2	Florida	2-4
11-29	9-21	L	N3	Davidson	6-4

N1 - Orangeburg, SC; N2 - Jacksonville, FL; N3 - Charlotte, NC

1918 (5-2)

9-27	65-0	W	H	Camp Sevier	
10-5	0-28	L	A	Georgia Tech	6-1
11-2	39-0	W	A	South Carolina	2-1-1
11-9	13-66	L	H	Camp Hancock	
11-16	7-0	W	N1	The Citadel	0-2-1
11-23	67-7	W	H	Furman	3-5-1
11-29	7-0	W	H	Davidson	2-1-1

N1 - Columbia, SC

1919 (6-2-2)

9-27	53-0	W	H	Erskine	2-5
10-3	7-0	W	H	Davidson	4-4-2
10-11	0-28	L	A	Georgia Tech	7-3
10-17	0-7	L	A	Auburn	8-1
10-25	14-0	W	H	Tennessee	3-3-3
10-30	19-6	W	A	South Carolina	1-7-1
11-7	19-7	W	H	Presbyterian College	4-3-2
11-13	33-0	W	N1	The Citadel	4-4-1
11-21	7-7	T	A	Furman	6-2-1
11-27	0-0	T	A	Georgia	4-2-3

N1 - Orangeburg, SC

1920 (4-6-1)

9-24	26-0	W	H	Erskine	5-3
10-1	7-7	T	H	Presbyterian College	5-1-1
10-2	26-6	W	H	Newberry	1-7
10-9	13-7	W	H	Wofford	0-8-1
10-15	0-21	L	H	Auburn	7-2
10-23	0-26	L	A	Tennessee	7-2
10-28	0-3	L	A	South Carolina	5-4
11-6	0-7	L	A	Georgia Tech	8-1
11-11	26-0	W	N1	The Citadel	2-6

11-20	0-14	L	A	Furman	9-1
11-25	0-55	L	A	Georgia	8-0-1

N1 - Orangeburg, SC

1921 (1-6-2)

10-1	0-14	L	A	Centre	10-0
10-7	34-0	W	H	Presbyterian College	1-7
10-14	0-56	L	A	Auburn	5-3
10-21	0-0	T	A	Furman	7-2-1
10-27	0-21	L	A	South Carolina	5-1-2
11-5	7-48	L	A	Georgia Tech	8-1
11-10	7-7	T	N1	The Citadel	3-3-2
11-18	0-13	L	H	Erskine	6-2
11-24	0-28	L	A	Georgia	7-2-1

N1 - Orangeburg, SC

1922 (5-4)

9-30	0-21	L	H	Centre	6-3
10-7	57-0	W	H	Newberry	2-5
10-13	13-0	W	H	Presbyterian College	6-2-1
10-26	3-0	W	A	South Carolina	5-4
11-4	7-21	L	A	Georgia Tech	7-2
11-11	18-0	W	A	The Citadel	3-5
11-18	52-0	W	H	Erskine	0-8
11-25	6-20	L	A	Furman	8-3
12-2	14-47	L	N1	Florida	7-2

N1 - Jacksonville, FL

1923 (5-2-1)

9-29	0-0	T	H	Auburn	3-3-3
10-6	32-0	W	H	Newberry	2-8
10-13	7-28	L	A	Centre	7-1-1
10-25	7-6	W	A	South Carolina	4-6
11-3	6-25	L	A	Virginia Tech	6-3
11-9	12-0	W	H	Davidson	3-7
11-17	20-0	W	H	Presbyterian College	4-3-1
11-29	7-6	W	A	Furman	9-2

1924 (2-6)

9-27	60-0	W	H	Elon	0-7
10-4	0-13	L	A	Auburn	4-4-1
10-11	14-0	W	H	Presbyterian College	1-6-1
10-23	0-3	L	A	South Carolina	7-3
11-1	6-50	L	H	Virginia Tech	4-2-3
11-8	0-7	L	N1	Davidson	7-2-1
11-15	0-20	L	N2	The Citadel	6-4
11-27	0-3	L	H	Furman	5-5

N1 - Charlotte, NC; N2 - Anderson, SC

1925 (1-7)

9-26	9-14	L	H	Presbyterian College	3-6
10-3	6-13	L	H	Auburn	5-3-1
10-10	6-19	L	A	Kentucky	6-3
10-22	0-33	L	A	South Carolina	7-3
10-29	0-13	L	A	Wofford	3-7
11-7	0-42	L	H	Florida	8-2
11-14	6-0	W	A	The Citadel	6-4
11-26	0-26	L	A	Furman	7-3

1926 (2-7)

9-18	7-0	W	H	Erskine	1-7
9-25	0-14	L	H	Presbyterian College	7-2
10-2	0-47	L	A	Auburn	5-4
10-9	7-3	W	H	N.C. State	4-6
10-21	0-24	L	A	South Carolina	6-4
10-28	0-3	L	A	Wofford	2-8
11-6	0-33	L	A	Florida	2-6-2
11-13	6-15	L	H	The Citadel	7-3
11-25	0-30	L	A	Furman	8-1

1927 (5-3-1)

9-24	0-0	T	H	Presbyterian College	3-3-3
10-1	3-0	W	H	Auburn	0-7-2
10-8	6-18	L	A	N.C. State	9-1
10-14	25-6	W	H	Erskine	2-4-1
10-20	20-0	W	A	South Carolina	4-5
10-29	6-0	W	H	Wofford	2-4-3
11-5	13-0	W	A	The Citadel	3-6-1
11-12	0-32	L	A	Georgia	9-1
11-24	0-28	L	A	Furman	10-1

1928 (8-3)

9-22	30-0	W	H	Newberry	3-5
9-29	6-0	W	H	Davidson	2-8
10-6	6-0	W	A	Auburn	1-8
10-12	7-0	W	N1	N.C. State	4-3-1
10-19	52-0	W	H	Erskine	3-7
10-25	32-0	W	A	South Carolina	6-2-2
11-3	7-26	L	A	Mississippi	5-4

11-10	12-0	W	N2	Virginia Military	5-3-2
11-17	6-27	L	N3	Florida	8-1
11-29	27-12	W	A	Furman	5-4
12-8	7-12	L	A	The Citadel	6-3-1

N1 - Florence, SC; N2 - Lynchburg, VA; N3 - Jacksonville, FL

1929 (8-3)

9-21	68-0	W	H	Newberry	0-5
9-28	32-14	W	N1	Davidson	5-5
10-5	26-7	W	H	Auburn	2-7
10-11	26-0	W	N2	N.C. State	1-8
10-18	30-0	W	A	Wofford	3-6
10-24	21-14	W	A	South Carolina	6-5
11-2	6-44	L	A	Kentucky	6-1
11-9	0-12	L	N3	Virginia Military	8-2
11-16	7-13	L	A	Florida	8-2
11-23	13-0	W	H	The Citadel	5-4-1
11-28	7-6	W	H	Furman	5-4-1

N1 - Charlotte, NC; N2 - Florence, SC; N3 - Norfolk, VA

1930 (8-2)

9-20	28-7	W	H	Presbyterian College	9-1
9-27	32-0	W	H	Wofford	2-9
10-3	13-7	W	N1	The Citadel	4-5-2
10-11	27-0	W	N2	N.C. State	2-8
10-17	75-0	W	H	Newberry	0-5-3
10-23	20-7	W	A	South Carolina	6-4
11-1	0-27	L	A	Tennessee	9-1
11-8	32-0	W	N3	Virginia Military	3-6
11-15	0-27	L	N4	Florida	6-3-1
11-27	12-7	W	A	Furman	6-3-1

N1 - Florence, SC; N2 - Charlotte, NC; N3 - Norfolk, VA; N4 - Jacksonville, FL

1931 (1-6-2)

9-25	0-0	T	H	Presbyterian College	2-5-2
10-3	0-44	L	A	Tennessee	9-0-1
10-10	6-0	W	N1	N.C. State	3-6
10-16	0-6	L	N2	The Citadel	5-4-1
10-22	0-21	L	A	South Carolina	5-4-1
10-31	0-12	L	H	Oglethorpe	
11-7	6-7	L	N3	Virginia Military	3-6-1
11-14	7-74	L	N4	Alabama	9-1
11-26	0-0	T	A	Furman	5-2-2

N1 - Charlotte, NC; N2 - Florence, SC; N3 - Norfolk, VA; N4 - Montgomery, AL

1932 (3-5-1)

9-23	13-0	W	H	Presbyterian College	5-2-1
10-1	14-32	L	A	Georgia Tech	4-5-1
10-8	0-13	L	A	N.C. State	6-1-2
10-14	19-0	W	H	Erskine	1-8
10-20	0-14	L	A	South Carolina	5-4-2
10-29	7-7	T	A	Davidson	4-4-1
11-5	18-6	W	A	The Citadel	4-5
11-11	18-32	L	H	Georgia	2-5-2
11-24	0-7	L	A	Furman	8-1

1933 (3-6-2)

9-23	6-6	T	H	Presbyterian College	4-2-2
9-30	2-39	L	A	Georgia Tech	5-5
10-7	9-0	W	H	N.C. State	1-5-3
10-13	0-0	T	A	%George Washington	5-3-1
10-19	0-7	L	A	South Carolina	6-3-1
10-28	0-13	L	N1	Mississippi	6-3-2
11-4	13-0	W	N2	Wake Forest	0-5-1
11-11	13-14	L	A	Wofford	3-6
11-18	0-13	L	N3	Mercer	4-3-2
11-25	7-0	W	H	The Citadel	3-5-1
11-30	0-6	L	A	Furman	6-1-2

* - first night game; N1 - Meridian, MS; N2 - Charlotte, NC; N3 - Savannah, GA

1934 (5-4)

9-22	6-0	W	H	Presbyterian College	3-4-2
9-29	7-12	L	A	Georgia Tech	1-9
10-6	6-20	L	A	Duke	7-2
10-13	0-7	L	A	Kentucky	5-5
10-25	19-0	W	A	South Carolina	5-4
11-3	12-6	W	A	N.C. State	2-6-1
11-10	0-40	L	A	Alabama	10-0
11-17	32-0	W	N1	Mercer	3-6-1
11-29	7-0	W	H	Furman	5-4

N1 - Savannah, GA

1935 (6-3)

9-21	25-6	W	H	Presbyterian College	2-7
9-28	28-7</				



ALL-TIME RESULTS

- OVERVIEW
- COACHES
- UNIVERSITY
- TRADITIONS
- PLAYERS
- REVIEW
- OPPONENTS
- RECORDS

10-12	12-38	L	A	Duke	8-2
10-24	44-0	W	A	South Carolina	3-7
11-2	13-0	W	N1	Mercer	4-5
11-9	0-33	L	A	Alabama	6-2-1
11-16	6-0	W	A	The Citadel	4-3-1
11-28	6-8	L	A	Furman	8-1

N1 - Augusta, GA

1936 (5-5)

9-19	19-0	W	H	Presbyterian College	3-6
9-26	20-0	W	H	Virginia Tech	5-5
10-3	0-32	L	A	Alabama	8-0-1 4
10-10	0-25	L	A	Duke	9-1 11
10-16	0-6	L	A	%Wake Forest	5-4
10-22	19-0	W	A	South Carolina	5-7
10-31	14-13	W	A	Georgia Tech	5-5-1
11-7	20-0	W	A	The Citadel	4-6
11-14	6-7	L	A	Kentucky	6-4
11-26	0-12	L	H	Furman	7-2

1937 (4-4-1)

9-18	46-0	W	H	Presbyterian College	0-10
9-25	0-7	L	A	Tulane	5-4-1
10-2	6-21	L	A	Army	7-2
10-9	0-14	L	A	Georgia	6-3-2
10-21	34-6	W	A	South Carolina	5-6-1
10-30	32-0	W	H	Wake Forest	3-6
11-6	0-7	L	A	Georgia Tech	6-3-1
11-13	10-9	W	A	Florida	4-7
11-25	0-0	T	A	Furman	4-3-2

1938 (7-1-1, 3-0-1, 2nd in SoCon)

9-17	26-0	W	H	Presbyterian College	6-4
9-24	13-10	W	A	Tulane	7-2-1 19
10-1	7-20	L	A	Tennessee	11-0 #2
10-8	7-7	T	N1	Virginia Military	6-1-4
10-20	34-12	W	A	South Carolina	6-4-1
10-28	7-0	W	A	%Wake Forest	4-5-1
11-5	27-0	W	N2	George Washington	5-4
11-12	14-0	W	A	Kentucky	2-7
11-24	10-7	W	H	Furman	2-7-1

N1 - Charlotte, NC; N2 - Greenville, NC

1939 (9-1, 4-0, 2nd in SoCon)

Ranked #12 by AP

9-23	18-0	W	H	Presbyterian College	4-3-2
9-30	6-7	L	A	Tulane	8-1-1 5
10-7	25-6	W	N1	N.C. State	2-8
10-19	27-0	W	A	South Carolina	3-6-1
10-28	15-7	W	A	Navy	3-5-1
11-3	13-6	W	A	%George Washington	5-3
11-11	20-7	W	H	Wake Forest	7-3
11-18	21-6	W	A	Rhodes	16/- 3-5-1
11-25	14-3	W	A	Furman	15/- 5-4
1-1	6-3	W	N2	Boston College	12/11 9-2 #12/11

N1 - Charlotte, NC; N2 - Dallas, TX (Cotton Bowl)

1940 (6-2-1, 4-0, 1st in SoCon)

9-21	38-0	W	A	Presbyterian College	6-4
9-28	26-0	W	H	Wofford	3-4-2
10-5	26-7	W	N1	N.C. State	3-6
10-12	39-0	W	H	Wake Forest	7-3
10-24	21-13	W	A	South Carolina	13/- 3-6
11-2	0-13	L	A	Tulane	10/- 5-5
11-9	7-21	L	A	Auburn	6-4-1
11-16	12-12	T	A	Rhodes	
11-23	13-7	W	A	Furman	5-4

N1 - Charlotte, NC

1941 (7-2, 5-1, 3rd in SoCon)

9-20	41-12	W	H	Presbyterian College	6-3
9-27	36-7	W	N1	Virginia Military	4-6
10-4	27-6	W	N2	N.C. State	4-5-2
10-11	26-13	W	A3	Boston College	7-3
10-23	14-18	L	A	South Carolina	14/- 4-4-1
10-31	19-0	W	A	%George Washington	1-7-1
11-15	29-0	W	H	Wake Forest	5-5-1
11-22	34-6	W	A	Furman	18/- 3-4-2
11-29	7-28	L	A	Auburn	16/- 4-5-1

N1 - Lynchburg, VA; N2 - Charlotte, NC; A3 - Fenway Park

1942 (3-6-1, 2-3-1, 9th in SoCon)

9-19	32-13	W	H	Presbyterian College	6-4
9-26	0-0	T	N1	Virginia Military	3-5-1
10-3	6-7	L	N2	N.C. State	4-4-2
10-10	7-14	L	A3	Boston College	8-2
10-22	18-6	W	A	South Carolina	1-7-1
10-31	6-19	L	A	Wake Forest	6-2-1
11-7	0-7	L	H	George Washington	3-6

11-14	6-24	L	A	Jacksonville N.A.S.	9-3
11-21	12-7	W	H	Furman	3-6
11-28	13-41	L	A	Auburn	-/16 6-4-1

- first game in Memorial Stadium; N1 - Lynchburg, VA; N2 - Charlotte, NC; A3 - Fenway Park

1943 (2-6, 2-3, T-7th in SoCon)

9-25	12-13	L	H	Presbyterian College	6-6
10-2	19-7	W	N1	%N.C. State	3-6
10-9	7-12	L	N2	Virginia Military	2-6
10-21	6-33	L	A	South Carolina	5-2
10-30	12-41	L	H	Wake Forest	4-5
11-6	26-6	W	A	Davidson	0-5
11-13	6-32	L	N3	Georgia Pre-Flight	5-1
11-20	6-41	L	A	Georgia Tech	-/15 8-3 #13

N1 - Charlotte, NC; N2 - Roanoke, VA; N3 - Greenville, SC

1944 (4-5, 3-1, T-3rd in SoCon)

9-23	34-0	W	H	Presbyterian College	3-6
9-30	0-51	L	A	Georgia Tech	8-3 #13
10-7	13-7	W	N1	N.C. State	7-2
10-19	20-13	W	A	South Carolina	3-4-2
10-28	7-26	L	A	Tennessee	-/20 7-1-1 #12
11-4	7-13	L	A	Wake Forest	-/17 8-1
11-11	57-12	W	H	Virginia Military	1-8
11-18	20-36	L	A	Tulane	4-3
11-24	7-21	L	A	Georgia	7-3

N1 - Charlotte, NC

1945 (6-3-1, 2-1-1, 4th in SoCon)

9-22	76-0	W	H	Presbyterian College	1-6
9-29	0-20	L	A	Georgia	9-2 #18
10-6	13-0	W	A	%N.C. State	3-6
10-13	7-6	W	H	Pensacola N.A.S.	
10-25	0-0	T	A	South Carolina	2-4-3
11-2	6-7	L	A	%Miami (FL)	9-1-1 #
11-10	35-0	W	H	Virginia Tech	2-6
11-17	47-20	W	A	Tulane	2-6-1
11-24	21-7	W	A	Georgia Tech	4-6
12-1	6-13	L	H	Wake Forest	16/- 5-3-1

1946 (4-5, 2-3, 11th in SoCon)

9-21	39-0	W	H	Presbyterian College	7-2	
9-27	12-35	L	A	%Georgia	11-0 #3	
10-5	7-14	L	H	N.C. State	8-3	#18
10-12	7-19	L	A	Wake Forest	6-3	
10-24	14-26	L	A	South Carolina	5-3	
11-2	14-7	W	A	Virginia Tech	3-4-3 #	
11-9	13-54	L	A	Tulane	3-7	
11-16	20-6	W	H	Furman	2-8	
11-23	21-13	W	N1	Auburn	4-6	

N1 - Montgomery, AL



FRANK HOWARD LED CLEMSON TO A FIRST-PLACE FINISH IN THE SOUTHERN CONFERENCE IN HIS FIRST OF 30 YEARS AS TIGER HEAD COACH IN 1940.

1947 (4-5, 1-3, 12th in SoCon)

9-20	42-0	W	H	Presbyterian College	4-5-1
9-26	22-32	L	A1	%Boston College	5-4
10-4	14-16	L	H	Wake Forest	6-4
10-11	0-18	L	A	%N.C. State	5-3-1 17
10-23	19-21	L	A	South Carolina	6-2-1
10-31	6-21	L	A	%Georgia	7-4-1 #
11-8	35-7	W	A	Furman	2-7
11-15	34-13	W	A	%Duquesne	2-8
11-22	34-18	W	H	Auburn	2-7

A1 - Braves Field

1948 (11-0, 5-0, 1st in SoCon)

Ranked #11 by AP

9-25	53-0	W	H	%Presbyterian College	5-4
10-2	6-0	W	H	%N.C. State	3-6-1
10-9	21-7	W	A	Mississippi State	4-4-1
10-21	13-7	W	A	South Carolina	14/- 3-5
10-29	26-19	W	A1	%Boston College	13/- 5-2-2
11-6	41-0	W	H	Furman	12/- 2-6-1
11-13	21-14	W	A	Wake Forest	10/19 6-4 #20/-
11-20	42-0	W	H	Duquesne	9/- 2-7
11-27	7-6	W	N2	Auburn	11/- 1-8-1
12-4	20-0	W	A	The Citadel	10/- 2-7
1-1	24-23	W	N3	Missouri	11/- 8-3 #

^ - first home night game; A1 - Braves Field; N2 - Mobile, AL; N3 - Jacksonville, FL (Gator Bowl)

1949 (4-4-2, 2-2, 8th in SoCon)

9-17	69-7	W	H	%Presbyterian College	5-4
9-24	7-33	L	A	%Rice	10-1 #5/-
10-1	7-6	W	A	%N.C. State	3-7
10-8	7-7	T	H	%Mississippi State	0-8-1
10-20	13-27	L	A	South Carolina	4-6
10-29	21-35	L	H	%Wake Forest	4-6
11-5	27-40	L	H	Boston College	4-4-1
11-12	33-20	W	H	%Duquesne	3-6
11-19	28-21	W	A	Furman	2-6-1
11-26	20-20	T	N1	Auburn	2-4-3

N1 - Mobile, AL

1950 (9-0-1, 3-0-1, 2nd in SoCon)

Ranked #10th by AP, #12 by UPI

9-23	54-0	W	H	%Presbyterian College	5-5
9-30	34-0	W	A	Missouri	-/17 4-5-1
10-7	27-0	W	H	%N.C. State	18/- 5-4-1
10-19	14-14	T	A	South Carolina	12/- 3-4-2
10-28	13-12	W	A	Wake Forest	16/17 6-1-2
11-4	53-20	W	H	Duquesne	14/- 2-6-1
11-11	35-14	W	A1	Boston College	13/- 0-9-1
11-18	57-2	W	H	Furman	11/- 2-8-1
11-25	41-0	W	A	Auburn	11/- 0-10
1-1	15-14	W	A2	Miami (FL)	10/15 9-1-1 #15/13

A1 - Braves Field; A2 - Miami, FL (Orange Bowl)

1951 (7-3, 3-1, 5th in SoCon)

Ranked #19 by AP

9-22	53-6	W	H	%Presbyterian College	5-4
9-29	20-14	W	A	%Rice	5-5
10-6	6-0	W	A	%N.C. State	18/- 3-7
10-13	7-21	L	A	%Pacific	16/20 6-5
10-25	0-20	L	A	South Carolina	5-4
11-3	21-6	W	H	Wake Forest	6-4
11-10	21-2	W	H	Boston College	3-6
11-17	34-14	W	A	Furman	3-6-1
11-24	34-0	W	H	Auburn	5-5
1-1	0-14	L	N1	Miami (FL)	19/- 8-3 #

N1 - Jacksonville, FL (Gator Bowl)

1952 (2-6-1)

9-20	53-13	W	H	%Presbyterian College	3-6
9-27	7-14	L	H	Villanova	7-1-1
10-4	0-28	L	A	Maryland	-/3 7-2 13/13
10-11	13-54	L	A	Florida	8-3 #15/
10-23	0-6	L	A	South Carolina	5-5
10-31	13-0	W	A1	%Boston College	4-4-1
11-8	12-12	T	A	Fordham	2-5-1
11-15	14-27	L	A	Kentucky	5-3-2 20/20
11-22	0-3	L	A	Auburn	2-8

A1 - Braves Field

1953 (3-5-1, 1-2, 6th in ACC)

ALL-TIME RESULTS



OVERVIEW
COACHES
UNIVERSITY
TRADITIONS
PLAYERS
REVIEW
OPPONENTS
RECORDS

11-14	34-13	W	A	The Citadel	2-7-0
11-21	19-45	L	H	Auburn	-14 7-3-1 #17/-

A1 - Fenway Park

1954 (5-5, 1-2, 5th in ACC)

9-18	33-0	W	H	%Presbyterian College	6-3
9-25	7-14	L	A	Georgia	6-3-1
10-2	7-18	L	H	Virginia Tech	8-0-1 16/-
10-9	14-7	W	N1	%Florida	-/14 5-5
10-21	8-13	L	A	*South Carolina	6-4
10-30	32-20	W	N2	*Wake Forest	2-7-1
11-6	27-6	W	H	Furman	5-5
11-13	0-16	L	A	*Maryland	-/17 7-2-1 #8/12
11-20	6-27	L	A	Auburn	-/18 8-3 #13/-
11-27	59-0	W	H	The Citadel	2-8

N1 - Jacksonville, FL; N2 - Charlotte, NC

1955 (7-3, 3-1, 3rd in ACC)

9-17	33-0	W	H	%Presbyterian College	3-5-1
9-24	20-7	W	A	*Virginia	1-9
10-1	26-7	W	H	Georgia	4-6
10-8	7-21	L	A	%Rice	16/- 2-7-1
10-20	28-14	W	A	*South Carolina	3-6
10-29	19-13	W	H	*Wake Forest	5-4-1
11-5	21-16	W	N1	Virginia Tech	6-3-1
11-12	12-25	L	H	*Maryland	-/2 10-1 #3/3
11-19	0-21	L	N2	Auburn	-/12 8-2-1 #8/8
11-26	40-20	W	A	Furman	1-9

N1 - Roanoke, VA; N2 - Mobile, AL

1956 (7-2-2, 4-0-1, 1st in ACC)

Ranked #19 by AP

9-22	27-7	W	H	%Presbyterian College	4-6
9-29	20-20	T	A	Florida	-/19 6-3-1
10-6	13-7	W	A	*N.C. State	3-7
10-13	17-0	W	A	*Wake Forest	2-5-3
10-25	7-0	W	A	*South Carolina	20/- 7-3
11-3	21-6	W	H	Virginia Tech	13/16 7-2-1
11-10	6-6	T	A	*Maryland	11/- 2-7-1
11-16	0-21	L	A	%Miami (FL)	13/8 8-1-1 6/6
11-24	7-0	W	H	*Virginia	4-6
12-1	28-7	W	H	Furman	2-8
1-1	21-27	L	N1	Colorado	19/20 8-2-1 #20/18

N1 - Miami, FL (Orange Bowl)

1957 (7-3, 4-3, T-3rd in ACC)

Ranked #18 by UPI

9-21	66-0	W	H	Presbyterian College	0-8-1
9-28	0-26	L	A	*North Carolina	6-4
10-5	7-13	L	H	*N.C. State	-/13 7-1-2 15/-
10-12	20-6	W	A	*Virginia	3-6-1
10-24	13-0	W	A	*South Carolina	5-5
11-2	20-7	W	A	%Rice	7-4 #8/7
11-9	26-7	W	H	*Maryland	5-5
11-16	6-7	L	A	*Duke	14/11 6-3-2 #16/14
11-23	13-6	W	H	*Wake Forest	0-10
11-30	45-6	W	A	Furman	3-7

1958 (8-3, 5-1, 1st in ACC)

Ranked #12 by AP, #13 by UPI

9-20	20-15	W	H	*Virginia	18/- 1-9
9-27	26-21	W	H	*North Carolina	6-4
10-4	8-0	W	A	*Maryland	10/- 4-6
10-11	12-7	W	A	%Vanderbilt	8/- 5-2-3
10-23	6-26	L	A	*South Carolina	10/- 7-3 15/-
11-1	14-12	W	H	*Wake Forest	19/- 3-7
11-8	0-13	L	A	Georgia Tech	17/19 ^u 5-4-1
11-15	13-6	W	A	*N.C. State	2-7-1
11-22	34-12	W	H	Boston College	16/- 7-3
11-29	36-19	W	H	Furman	12/- 2-7
1-1	0-7	L	N1	Louisiana State	12/1 12-0 #11/1

N1 - New Orleans, LA (Sugar Bowl)

1959 (9-2, 6-1, 1st in ACC)

Ranked #11 by AP

9-19	20-18	W	A	*North Carolina	18/12 5-5
9-26	47-0	W	A	*Virginia	5/- 0-10
10-3	6-16	L	A	Georgia Tech	6/7 6-5 #
10-10	23-0	W	H	*N.C. State	1-9
10-22	27-0	W	A	*South Carolina	17/- 6-4
10-31	19-0	W	A	%Rice	12/- 1-7-2
11-7	6-0	W	H	*Duke	10/- 4-6
11-14	25-28	L	H	*Maryland	11/- 5-5
11-21	33-31	W	H	*Wake Forest	19/- 6-4
11-28	56-3	W	A	Furman	14/- 3-7
12-19	23-7	W	N1	TCU	11/7 8-3 #7/8

N1 - Houston, TX (Bluebonnet Bowl)



EDDIE SEIGLER LED THE TIGERS IN SCORING THREE STRAIGHT YEARS (1970-72).

1960 (6-4, 4-2, 4th in ACC)

9-24	28-7	W	A	*Wake Forest	9/- 2-8
10-1	13-7	W	H	Virginia Tech	7/- 6-4
10-8	21-7	W	H	*Virginia	8/- 0-10
10-15	17-19	L	A	*Maryland	8/- 6-4
10-22	6-21	L	A	*Duke	-/18 ^u 8-3 #10/11
10-29	20-22	L	A	Vanderbilt	3-7
11-5	24-0	W	H	*North Carolina	3-7
11-12	12-2	W	H	*South Carolina	3-6-1
11-19	14-25	L	A	Boston College	3-6-1
11-26	42-14	W	H	Furman	5-4

^ - first South Carolina game at Clemson

1961 (5-5, 3-3, T-3rd in ACC)

9-23	17-21	L	A	Florida	4-5-1
9-30	21-24	L	H	*Maryland	7-3
10-7	27-0	W	A	*North Carolina	5-5
10-14	13-17	L	H	*Wake Forest	4-6
10-21	17-7	W	A	*Duke	7-3 #20/14
10-28	14-24	L	A	Auburn	6-4
11-4	21-6	W	H	Tulane	2-8
11-11	14-21	L	A	*South Carolina	4-6
11-18	35-6	W	H	Furman	7-3
11-25	20-0	W	H	*N.C. State	4-6

1962 (6-4, 5-1, 2nd in ACC)

9-22	9-26	L	A	Georgia Tech	7-3-1 #
9-29	7-0	W	A	*N.C. State	3-6-1
10-6	24-7	W	A	*Wake Forest	0-10
10-13	16-24	L	H	Georgia	3-4-3
10-20	0-16	L	H	*Duke	8-2 -/14
10-27	14-17	L	H	Auburn	-/10^u 6-3-1
11-3	17-6	W	H	*North Carolina	3-7
11-10	44-3	W	A	Furman	4-6
11-17	17-14	W	A	*Maryland	6-4
11-24	20-17	W	H	*South Carolina	4-5-1

1963 (5-4-1, 5-2, T-3rd in ACC)

9-21	14-31	L	A	Oklahoma	-/4 8-2 10/8
9-28	0-27	L	A	Georgia Tech	-/9 7-3
10-5	3-7	L	H	*N.C. State	8-3 #
10-12	7-7	T	H	\$Georgia	4-5-1
10-19	30-35	L	A	*Duke	5-4
10-26	35-0	W	A	*Virginia	2-7
11-2	36-0	W	H	*Wake Forest	1-9
11-9	11-7	W	A	*North Carolina	9-2 #-/19
11-16	21-6	W	H	*Maryland	3-7
11-28	24-20	W	A	*South Carolina	1-8

^ - only rivalry game played on Thanksgiving Day (moved from Nov. 23 due to the death of President John F. Kennedy)

1964 (3-7, 2-4, 7th in ACC)

9-19	28-0	W	H	Furman	3-7
9-26	0-9	L	A	*N.C. State	5-5
10-3	7-14	L	A	Georgia Tech	7-3

10-10	7-19	L	A	Georgia	7-3-1 #
10-17	21-2	W	A	*Wake Forest	5-5
10-24	10-14	L	A	TCU	4-6
10-31	29-7	W	H	*Virginia	5-5
11-7	0-29	L	H	*North Carolina	5-5
11-14	0-34	L	A	*Maryland	5-5
11-21	3-7	L	H	*South Carolina	3-5

1965 (5-5, 4-3, T-1st in ACC)

9-18	21-7	W	H	*N.C. State	6-4
9-25	20-14	W	A	*Virginia	4-6
10-2	6-38	L	A	Georgia Tech	7-3-1
10-9	9-23	L	A	Georgia	-/4 6-4
10-16	3-2	W	A	*Duke	6-4
10-23	3-0	W	H	TCU	6-5 #
10-30	26-13	W	H	*Wake Forest	3-7
11-6	13-17	L	A	*North Carolina	4-6
11-13	0-6	L	H	*Maryland	4-6
11-20	16-17	L	A	*South Carolina	5-5

1966 (6-4, 6-1, 1st in ACC)

9-24	40-35	W	H	*Virginia	4-6
10-1	12-13	L	A	Georgia Tech	-/9 9-2 #8/8
10-8	0-26	L	A	Alabama	-/4 11-0 #3/3
10-15	9-6	W	H	*Duke	5-5
10-22	0-30	L	A	Southern California	-/5 7-4 #-/18
10-29	23-21	W	A	*Wake Forest	3-7
11-5	27-3	W	H	*North Carolina	2-8
11-12	14-10	W	A	*Maryland	4-6
11-19	14-23	L	A	*N.C. State	5-5
11-26	35-10	W	H	*South Carolina	1-9

1967 (6-4, 6-0, 1st in ACC)

9-23	23-6	W	H	*Wake Forest	4-6
9-30	17-24	L	H	Georgia	-/5 7-4 #-/18
10-7	0-10	L	A	Georgia Tech	4-6 #
10-14	21-43	L	A	Auburn	6-4
10-21	13-7	W	A	*Duke	4-6
10-28	10-13	L	H	Alabama	8-2-1 #8/7
11-4	17-0	W	A	*North Carolina	2-8
11-11	28-7	W	H	*Maryland	0-9
11-18	14-6	W	H	*N.C. State	-/10 9-2 #-/17
11-25	23-12	W	A	*South Carolina	5-5

1968 (4-5-1, 4-1-1, 2nd in ACC)

9-21	20-20	T	A	*Wake Forest	2-7-1
9-28	13-31	L	A	Georgia	8-1-2 #8/4
10-5	21-24	L	A	Georgia Tech	4-6
10-12	10-21	L	H	Auburn	7-4 #16/-
10-19	39-22	W	H	*Duke	4-6
10-26	14-21	L	A	Alabama	8-3 #17/12
11-2	24-19	W	A	*N.C. State	6-4
11-9	16-0	W	A	*Maryland	2-8
11-16	24-14	W	H	*North Carolina	3-7
11-23	3-7	L	H	*South Carolina	4-6

1969 (4-6, 3-3, T-3rd in ACC)

9-20	21-14	W	A	*Virginia	3-7
9-27	0-30	L	H	Georgia	-/7 5-5-1 #
10-4	21-10	W	A	Georgia Tech	4-6



ALL-TIME RESULTS

- OVERVIEW
- COACHES
- UNIVERSITY
- TRADITIONS
- PLAYERS
- REVIEW
- OPPONENTS
- RECORDS



HOMER JORDAN DIRECTED CLEMSON'S OFFENSE DURING ITS 1981 NATIONAL CHAMPIONSHIP SEASON.

11-6	13-26	L	A	* North Carolina	-19 ^u	9-3	#-18
11-13	20-14	W	H	* Maryland		2-9	
11-20	23-31	L	H	* N.C. State		3-8	
11-27	17-7	W	A	South Carolina		6-5	

N1 - Norfolk, VA; N2 - Richmond, VA

1972 (4-7, 2-4, 5th in ACC)

9-9	13-0	W	H	The Citadel		5-6	
9-23	10-29	L	A	%Rice		5-5-1	
9-30	3-52	L	A	Oklahoma	-/2	11-1	#2/2
10-7	9-31	L	A	Georgia Tech		7-4-1	#20/-
10-14	0-7	L	H	* Duke		5-6	
10-21	37-21	W	H	* Virginia		4-7	
10-28	31-0	W	A	* Wake Forest		2-9	
11-4	10-26	L	H	* North Carolina		11-1	#12/14
11-11	6-31	L	A	* Maryland		5-5	
11-18	17-42	L	A	* N.C. State		8-3	#17/-
11-25	7-6	W	H	South Carolina		4-7	

1973 (5-6, 4-2, 3rd in ACC)

9-8	14-12	W	H	The Citadel		3-8	
9-22	14-31	L	A	Georgia		7-4-1	#
9-29	21-29	L	A	Georgia Tech		5-6	
10-6	15-30	L	H	Texas A&M		5-6	
10-13	32-27	W	H	* Virginia		4-7	
10-20	24-8	W	A	* Duke		2-8	
10-27	6-29	L	H	* N.C. State		9-3	#16/-
11-3	35-8	W	H	* Wake Forest		1-9	
11-10	37-29	W	A	* North Carolina		4-7	
11-17	13-28	L	H	* Maryland		8-4	#20/18
11-24	20-32	L	A	South Carolina		7-4	

1974 (7-4, 4-2, T-2nd in ACC)

9-14	0-24	L	A	Texas A&M	-/20	8-3	16/15
9-21	10-31	L	A	* N.C. State	-/15	9-2-1	#11/9
9-28	21-17	W	H	Georgia Tech		6-5	
10-5	28-24	W	H	Georgia		6-6	#
10-12	0-41	L	A	* Maryland		8-4	#13/13
10-19	17-13	W	H	* Duke		6-5	
10-26	28-29	L	A	Tennessee		7-3-2	#20/15
11-2	21-9	W	A	* Wake Forest		1-10	
11-9	54-32	W	H	* North Carolina		7-5	#
11-16	28-9	W	H	* Virginia		4-7	
11-23	39-21	W	H	South Carolina		4-7	

1975 (2-9, 2-3, 5th in ACC)

9-13	13-17	L	H	Tulane			
9-20	0-56	L	A	%Alabama	-/14	11-1	#3/3
9-27	28-33	L	A	Georgia Tech		7-4	
10-4	7-35	L	A	Georgia		9-3	#19/19
10-11	16-14	W	H	* Wake Forest		3-8	
10-18	21-25	L	A	* Duke		4-5-2	

10-25	7-45	L	H	* N.C. State		7-4-1	
11-1	7-43	L	H	Florida State		3-8	
11-8	38-35	W	A	* North Carolina		3-7-1	
11-15	20-22	L	H	* Maryland		9-2-1	#13/11
11-22	20-56	L	A	South Carolina		7-5	#

1976 (3-6-2, 0-4-1, 7th in ACC)

9-11	10-7	W	H	The Citadel		6-5		
9-18	0-41	L	H	Georgia		-/9	10-2	#10/10
9-25	24-24	T	A	%Georgia Tech		4-6-1		
10-2	19-21	L	A	Tennessee		6-5		
10-9	14-20	L	A	* Wake Forest		5-6		
10-16	18-18	T	H	* Duke		5-5		
10-23	21-38	L	A	* N.C. State		3-7		
10-30	15-12	W	A	%Florida State		5-6		
11-6	23-27	L	H	* North Carolina		9-3	#	
11-13	0-20	L	A	* Maryland	-/6	11-1	#8/11	
11-20	28-9	W	H	South Carolina		6-5		

1977 (8-3-1, 4-1-1, 2nd in ACC)

Ranked #19 by AP								
9-10	14-21	L	H	* Maryland		-/10	8-4	#
9-17	7-6	W	A	Georgia		-/17	5-6	
9-24	31-14	W	A	Georgia Tech		6-5		
10-1	31-13	W	A	%Virginia Tech		3-7-1		
10-8	31-0	W	H	* \$Virginia		1-9-1		
10-15	17-11	W	A	* Duke		5-6		
10-22	7-3	W	H	* N.C. State		20/-	8-4	#-1/9
10-29	26-0	W	H	* Wake Forest		16/-	1-10	
11-5	13-13	T	A	* North Carolina	13/-	8-3-1	#17/14	
11-12	17-21	L	H	Notre Dame		15/5	11-1	#1/1
11-19	31-27	W	A	South Carolina	15/-	5-7		
12-30	3-34	L	N1	%Pittsburgh	11/10	9-2-1	#8/7	

N1 - Jacksonville, FL (Gator Bowl)

1978 (11-1, 6-0, 1st in ACC)

Ranked #6 by AP, #6 by UPI								
9-16	58-3	W	H	The Citadel		5-6		
9-23	0-12	L	A	Georgia	8/-	9-2-1	#16/15	
9-30	31-0	W	H	Villanova		5-6		
10-7	38-7	W	H	Virginia Tech		4-7		
10-14	30-14	W	A	* Virginia		2-9		
10-21	28-8	W	H	* Duke		4-7		
10-28	33-10	W	A	* N.C. State	20/-	9-3	#18/19	
11-4	51-6	W	A	* Wake Forest	16/-	1-10		
11-11	13-9	W	H	* North Carolina		15/-	5-6	
11-18	28-24	W	A	* Maryland	12/11	9-3	#20/-	
11-25	41-23	W	H	South Carolina		10/-	5-5-1	
12-29	17-15	W	N1	%Ohio State	7/20	7-4-1	#	

N1 - Jacksonville, FL (Gator Bowl)

1979 (8-4, 4-2, T-2nd in ACC)

9-8	21-0	W	H	Furman		5-6		
9-15	0-19	L	H	* Maryland		7-4		
9-22	12-7	W	H	Georgia		6-5		
10-6	17-7	W	H	* Virginia		2-8		
10-13	21-0	W	A	Virginia Tech		5-6		
10-20	28-10	W	A	* Duke		2-8		
10-27	13-16	L	H	* N.C. State		7-4		
11-3	31-0	W	H	* Wake Forest		-/14	8-4	#
11-10	19-10	W	A	* North Carolina	18/-	8-3	#15/14	
11-17	16-10	W	A	Notre Dame	14/-	7-4		
11-24	9-13	L	A	South Carolina	13/19	8-4	#	
12-31	18-24	L	N1	Baylor	18/19	8-4	#14/15	

N1 - Atlanta, GA (Peach Bowl)

1980 (6-5, 2-4, T-4th in ACC)

9-13	19-3	W	H	Rice		5-6		
9-20	16-20	L	A	Georgia	-/10	12-0	#1/1	
9-27	17-10	W	H	Western Carolina		3-7-1		
10-4	13-10	W	H	Virginia Tech		8-4	#	
10-11	27-24	W	A	* Virginia		4-7		
10-18	17-34	L	H	* Duke		2-9		
10-25	20-24	L	A	* N.C. State		6-5		
11-1	35-33	W	A	* Wake Forest		5-6		
11-8	19-24	L	H	* North Carolina		-/14	11-1	#10/9
11-15	7-34	L	A	* Maryland		8-4	#	
11-22	27-6	W	H	South Carolina		-/14	8-4	#

1981 (12-0, 6-0, 1st in ACC)

National Champion Ranked #1 by AP, #1 by UPI								
9-5	45-10	W	H	Wofford		6-5		
9-12	13-5	W	A	%Tulane		6-5		
9-19	13-3	W	H	Georgia		-/4	10-2	#6/5
10-3	21-3	W	A	Kentucky	14/-	3-8		
10-10	27-0	W	H	* Virginia		9/-	1-10	
10-17	38-10	W	A	* Duke	6/-	6-5		
10-24	17-7	W	H	* N.C. State		4/-	4-7	

10-31	82-24	W	H	* Wake Forest		3/-	4-7	
11-7	10-8	W	A	* North Carolina	2/8	10-2	#9/8	
11-14	21-7	W	H	* Maryland		2/-	4-7	
11-21	29-13	W	A	South Carolina		2/-	6-6	
1-1	22-15	W	N1	%Nebraska	1/4	9-3	#11/9	

N1 - Miami, FL (Orange Bowl)

1982 (9-1-1, 6-0, 1st in ACC)

Ranked #8 by AP								
9-6	7-13	L	A	%Georgia	11/7	11-1	#4/4	
9-18	17-17	T	H	Boston College		16/-	8-3-1	#
9-25	21-10	W	H	Western Carolina		6-5		
10-2	24-6	W	H	Kentucky		0-10-1		
10-9	48-0	W	A	* \$Virginia		2-9		
10-16	49-14	W	H	* Duke		20/-	6-5	
10-23	38-29	W	A	* N.C. State	18/-	6-5		
11-6	16-13	W	H	* North Carolina		13/18	8-4	#18/13
11-13	24-22	W	A	* Maryland	11/18	8-4	#20/20	
11-20	24-6	W	H	South Carolina		10/-	4-7	
11-28	21-17	W	N1	* Wake Forest	10/-	3-8		

N1 - Tokyo, Japan

1983 (9-1-1, 7-0)

Ranked #11 by AP, #10 by USA Today								
9-3	44-10	W	H	\$Western Carolina		11-3		
9-10	16-31	L	A	%Boston College		9-3	#19/20	
9-17	16-16	T	H	Georgia		-/11	10-1-1	#4/4
9-24	41-14	W	H	* Georgia Tech		3-8		
10-8	42-21	W	H	* Virginia		6-5		
10-15	38-31	W	A	* Duke		3-8		
10-22	27-17	W	H	* N.C. State		3-8		
10-29	24-17	W	H	* Wake Forest		4-7		
11-5	16-3	W	A	* North Carolina	-/10	8-4	#	
11-1								

ALL-TIME RESULTS



OVERVIEW
COACHES
UNIVERSITY
TRADITIONS
PLAYERS
REVIEW
OPPONENTS
RECORDS

10-17	17-10	W	H	*Duke	7/-	5-6
10-24	28-30	L	H	*N.C. State	7/-	4-7
10-31	31-17	W	H	*Wake Forest	14/-	7-4
11-7	13-10	W	A	*North Carolina	10/-	5-6
11-14	45-16	W	H	*Maryland	9/-	4-7
11-21	7-20	L	A	%South Carolina	8/12	8-4 #15/15
1-1	35-10	W	N1	Penn State	14/20	8-4 #

N1 - Orlando, FL (Citrus Bowl)

1988 (10-2, 6-1, 1st in ACC)

Ranked #8 by UPI, #9 by AP, #10 by USA Today						
9-3	40-7	W	H	Virginia Tech	4/-	3-8
9-10	23-3	W	H	\$Furman	3/-	13-2
9-17	21-24	L	H	\$Florida State	3/10	11-1 #3/3
9-24	30-13	W	A	*Georgia Tech	12/-	3-8
10-8	10-7	W	A	*Virginia	11/-	7-4
10-15	49-17	W	H	*Duke	11/22	7-3-1
10-22	3-10	L	A	*N.C. State	9/24	8-3 #17/-
10-29	38-21	W	A	*Wake Forest	15/-	6-4-1
11-5	37-14	W	H	*North Carolina	17/-	1-10
11-12	49-25	W	A	*Maryland	16/-	5-6
11-19	29-10	W	H	South Carolina	15/25	8-4 #
1-1	13-6	W	N1	Oklahoma	9/10	9-3 #14/14

N1 - Orlando, FL (Citrus Bowl)

1989 (10-2, 5-2, 3rd in ACC)

Ranked #12 by AP, #11 by UPI, #12 by USA Today						
9-2	30-0	W	H	Furman	12/-	12-2
9-9	34-23	W	A	%Florida State	10/16	10-2 #3/2
9-16	27-7	W	A	%Virginia Tech	7/-	6-4-1
9-23	31-7	W	H	*Maryland	7/-	3-7
9-30	17-21	L	A	*\$Duke	7/-	8-4 #
10-7	34-20	W	H	*Virginia	15/-	10-3 #18/15
10-14	14-30	L	H	*Georgia Tech	14/-	7-4
10-21	30-10	W	H	*N.C. State	-/12	7-5 #
10-28	44-10	W	H	*Wake Forest	22/-	2-8
11-4	35-3	W	A	*North Carolina	21/-	1-10
11-18	45-0	W	A	%South Carolina	15/-	6-4-1
12-30	27-7	W	N1	%West Virginia	14/17	8-3-1 #21/-

N1 - Jacksonville, FL (Gator Bowl)

1990 (10-2, 5-2, T-2nd in ACC)

Ranked #9 by AP, #9 by UPI, #9 by USA Today						
9-1	59-0	W	H	Long Beach State	10/-	6-5
9-8	7-20	L	A	*Virginia	9/14	8-4 #23/15
9-15	18-17	W	A1	*Maryland	10/-	6-5
9-22	48-0	W	H	Appalachian State	17/-	6-5
9-29	26-7	W	H	*Duke	19/-	4-7
10-6	34-3	W	H	Georgia	16/-	4-7
10-13	19-21	L	A	*Georgia Tech	15/18	11-0-1 #2/1
10-20	24-17	W	A	*N.C. State	22/-	7-5 #
10-27	24-6	W	A	*Wake Forest	19/-	3-8
11-3	20-3	W	H	*North Carolina	18/24 ^u	6-5
11-17	24-15	W	H	South Carolina	17/-	6-5
1-1	30-0	W	N2	Illinois	14/16	8-4 #25/24

A1 - Baltimore, MD; N2 - Tampa, FL (Hall of Fame Bowl)

1991 (9-2-1, 6-0-1, 1st in ACC)

Ranked #18 by AP, #17 by USA Today						
9-7	34-0	W	H	Appalachian State	8/-	8-4
9-21	37-7	W	H	Temple	8/-	2-9
9-28	9-7	W	H	*Georgia Tech	7/19	8-5 #
10-5	12-27	L	A	*Georgia	6/-	9-3 #17/20
10-12	20-20	T	H	*Virginia	18/-	8-3 #
10-26	29-19	W	H	*N.C. State	19/12	9-3 #
11-2	28-10	W	H	*Wake Forest	16/-	3-8
11-9	21-6	W	A	*%North Carolina	15/-	7-4
11-16	40-7	W	H	*Maryland	15/-	2-9
11-23	41-24	W	A	South Carolina	14/-	3-6-2
12-1	33-21	W	N1	*Duke	13/-	4-7
1-1	13-37	L	N2	California	13/14	10-2 #8/8

N1 - Tokyo, Japan; N2 - Orlando, FL (Citrus Bowl)

1992 (5-6, 3-5, 7th in ACC)

9-5	24-10	W	H	Ball State	13/-	5-6
9-12	20-24	L	H	*%Florida State	15/5	11-1 #2/2
9-26	16-20	L	A	*%Georgia Tech	16/-	5-6
10-3	54-3	W	H	Tennessee-Chattanooga	25/-	2-9
10-10	29-28	W	A	*Virginia	25/10	7-4
10-17	21-6	W	H	*Duke	19/-	2-9
10-24	6-20	L	A	*N.C. State	18/23	9-3 #17/17
10-31	15-18	L	A	*Wake Forest	8-4	#25/-
11-7	40-7	W	H	*North Carolina	-/18	9-3 #19/18
11-14	23-53	L	A	*Maryland	3-8	
11-21	13-24	L	H	\$South Carolina	5-6	

1993 (9-3, 5-3, 3rd in ACC)

Ranked #23 by AP, #22 by USA Today						
9-4	24-14	W	H	\$Nevada-Las Vegas	22/-	3-8
9-11	0-57	L	A	*Florida State	21/1	12-1 #1/1
9-25	16-13	W	H	*Georgia Tech	5-6	
10-2	20-14	W	H	*N.C. State	-/24	7-5 #
10-9	13-10	W	A	*Duke	3-8	
10-16	16-20	L	H	*\$Wake Forest	2-9	
10-23	27-0	W	H	East Tennessee State	5-6	
10-30	29-0	W	H	*\$Maryland	2-9	
11-6	0-24	L	A	*%North Carolina	-/16	10-3 #21/20
11-13	23-14	W	H	*Virginia	-/18	7-5 #
11-20	16-13	W	A	South Carolina	24/-	4-7
12-31	14-13	W	N1	%Kentucky	23/-	6-6 #

N1 - Atlanta, GA (Peach Bowl)

1994 (5-6, 4-4, 5th in ACC)

9-3	27-6	W	H	Furman	24/-	3-8
9-10	12-29	L	H	*N.C. State	22/-	9-3 #17/17
9-17	6-9	L	A	*Virginia	9-3	#15/13
10-1	13-0	W	H	*Maryland	4-7	
10-8	14-40	L	A	Georgia	6-4-1	
10-15	13-19	L	A	*Duke	-/25	8-4 #
10-22	0-17	L	A	*Florida State	-/7	11-1 #4/5
10-29	24-8	W	H	*Wake Forest	3-8	
11-5	28-17	W	A	*North Carolina	-/19	8-4 #-/21
11-12	20-10	W	H	*Georgia Tech	1-10	
11-19	7-33	L	H	South Carolina	7-5	#

1995 (8-4, 6-2, 3rd in ACC)

9-2	55-9	W	H	Western Carolina	3-7	
9-9	26-45	L	H	*Florida State	-/1	10-2 #4/5
9-16	29-14	W	A	*%Wake Forest	1-10	
9-23	3-22	L	H	*\$Virginia	-/11	9-4 #16/16
9-30	43-22	W	A	*N.C. State	3-8	
10-7	17-19	L	H	%Georgia	6-6	#
10-21	17-0	W	A	*Maryland	6-5	
10-28	24-3	W	A	*Georgia Tech	6-5	
11-4	17-10	W	H	*North Carolina	7-5	#
11-11	34-17	W	H	*\$Duke	24/-	3-8
11-18	38-17	W	A	South Carolina	24/-	4-6-1
1-1	0-41	L	N1	\$Syracuse	23/-	9-3 #19/17

N1 - Jacksonville, FL (Gator Bowl)

1996 (7-5, 6-2, 2nd in ACC)

8-31	0-45	L	A	*North Carolina	10-2	#10/10
9-7	19-3	W	H	Furman	9-4	
9-21	24-38	L	A	%Missouri	5-6	
9-28	21-10	W	H	*\$Wake Forest	3-8	
10-5	3-34	L	A	*%Florida State	-/2	11-1 #3/3
10-12	13-6	W	A	*Duke	0-11	
10-19	28-25	W	H	*Georgia Tech	-/22	5-6
11-2	35-3	W	H	*Maryland	5-6	
11-9	24-16	W	A	*Virginia	-/15	7-5 #
11-16	40-17	W	H	*N.C. State	3-8	
11-23	31-34	L	H	South Carolina	22/-	5-6
12-28	7-10	L	N1	%Louisiana State	-/17	10-2 #12/-

N1 - Atlanta, GA (Peach Bowl)

1997 (7-5, 4-4, 5th in ACC)

9-6	23-12	W	H	Appalachian State	18/-	7-4
9-13	19-17	W	A	*N.C. State	19/25 ^u	6-5
9-20	28-35	L	H	*Florida State	16/5	11-1 #3/3
9-27	20-23	L	A	*%Georgia Tech	17/-	7-5 #
10-4	39-7	W	H	H Texas El-Paso	4-7	
10-11	7-21	L	H	*%Virginia	7-4	
10-25	20-9	W	A	*Maryland	2-9	
11-1	33-16	W	A	*Wake Forest	5-6	
11-8	29-20	W	H	*Duke ^{OT}	2-9	
11-15	10-17	L	H	*North Carolina	-/8	11-1 #6/4
11-22	47-21	W	A	%South Carolina	5-6	
1-2	17-21	L	N1	%Auburn	-/13	10-3 #11/11

N1 - Atlanta, GA (Peach Bowl)

1998 (3-8, 1-7, 8th in ACC)

9-5	33-0	W	H	Furman	5-6	
9-12	0-37	L	H	Virginia Tech	9-3	#23/19
9-19	18-20	L	A	*Virginia	-/10	9-3 #18/18
9-26	19-29	L	H	*Wake Forest	3-8	
10-3	14-21	L	A	*North Carolina	7-5	#
10-10	23-0	W	H	*Maryland	3-8	
10-17	0-48	L	A	*%Florida State	-/6	11-2 #3/3
10-24	23-28	L	A	*Duke	4-7	
10-31	39-46	L	H	*N.C. State	7-5	#
11-12	21-24	L	H	*%Georgia Tech	-/22	10-2 #9/9
11-21	28-19	W	H	%South Carolina	1-10	

1999 (6-6, 5-3, 2nd in ACC)

9-4	10-13	L	H	%Marshall	13-0	#10/10
9-11	33-14	W	H	*Virginia	-/22	7-5 #
9-23	11-31	L	A	%Virginia Tech	-/8	11-1 #2/3
10-2	31-20	W	H	*North Carolina	3-8	
10-9	31-35	L	A	*%N.C. State	6-6	
10-16	42-30	W	A	*Maryland	5-6	
10-23	14-17	L	H	*%Florida State	-/1	12-0 #1/1
10-30	12-3	W	A	*Wake Forest	7-5	#
11-6	58-7	W	H	*Duke	3-8	
11-13	42-45	L	A	*Georgia Tech	-/13	8-4 #20/21
11-20	31-21	W	A	South Carolina	0-11	
12-30	7-17	L	N1	%Mississippi State	-/15	10-2 #13/12

N1 - Atlanta, GA (Peach Bowl)

2000 (9-3, 6-2, 2nd in ACC)

Ranked #16 by AP, #14 by USA Today						
9-2	38-0	W	H	%The Citadel	17/-	2-9
9-9	62-9	W	H	Missouri	17/-	3-8
9-16	55-7	W	H	*Wake Forest	16/-	2-9
9-23	31-10	W	A	*Virginia	11/-	6-6 #
9-30	52-22	W	A	*Duke	7/-	0-11
10-7	34-27	W	H	*N.C. State	5/-	8-4 #
10-14	35-14	W	H	*Maryland	5/-	5-6
10-21	38-24	W	A	*North Carolina	5/-	6-5
10-28	28-31	L	H	*Georgia Tech	5/-	9-3 #17/19
11-4	7-54	L	A	*%Florida State	10/4	11-2 #5/4
11-18	16-14	W	H	South Carolina	16/25	8-4 #19/21
1-1	20-41	L	N1	Virginia Tech	16/6	11-1 #6/6

N1 - Jacksonville, FL (Gator Bowl)



BRIAN DAWKINS (#20) AND THE TIGERS DEFEATED SOUTH CAROLINA IN COLUMBIA BY A SCORE OF 38-17 ON NOVEMBER 18, 1995.



ALL-TIME RESULTS

- OVERVIEW
- COACHES
- UNIVERSITY
- TRADITIONS
- PLAYERS
- REVIEW
- OPPONENTS
- RECORDS

2001 (7-5, 4-4, T-4th in ACC)

9-1	21-13	W	H	%Central Florida	18/-	6-5
9-8	38-14	W	H	Wofford	20/-	4-7
9-22	24-26	L	H	*Virginia	19/-	5-7
9-29	47-44	W	A	*Georgia Tech ^(OT)	25 ^U /9	8-5 #24/-
10-13	45-37	W	A	*N.C. State	16/-	7-5 #
10-20	3-38	L	H	*North Carolina	13/-	8-5 #
10-27	21-14	W	A	*Wake Forest	25/-	6-5
11-3	27-41	L	H	*Florida State	24 ^U /14	8-4 #15/15
11-10	20-37	L	A	*Maryland	-13	10-2 #11/10
11-17	15-20	L	A	South Carolina	-22	9-3 #13/13
12-1	59-31	W	H	*Duke		0-11
12-31	49-24	W	N1	%Louisiana Tech		7-5 #

U - played in snow; N1 - Boise, ID (Humanitarian Bowl)

2002 (7-6, 4-4, T-5th in ACC)

8-31	28-31	L	A	%Georgia	-8	13-1 #3/3
9-7	33-13	W	H	Louisiana Tech		4-8
9-14	24-19	W	H	*Georgia Tech		7-6 #
9-21	30-7	W	H	\$Ball State		6-6
10-3	31-48	L	A	*Florida State	-11	9-5 #21/23
10-12	17-22	L	A	*Virginia		9-5 #22/25
10-19	31-23	W	H	*Wake Forest		7-6 #
10-24	6-38	L	H	*N.C. State	-12	11-3 #12/11
11-2	34-31	W	A	*Duke		2-10
11-9	42-12	W	A	*North Carolina		3-9
11-16	12-30	L	H	*Maryland	-19	11-3 #13/13
11-23	27-20	W	H	%South Carolina		5-7
12-23	15-55	L	N1	Texas Tech		9-5 #

N1 - Orlando, FL (Tangerine Bowl)

2003 (9-4, 5-3, 3rd in ACC)

Ranked #22 by AP, #22 by USA Today						
8-30	0-30	L	H	Georgia	-11	11-3 #7/6
9-6	28-17	W	H	Furman		6-5
9-13	37-14	W	H	Middle Tennessee		4-8
9-20	39-3	W	A	*Georgia Tech		7-6 #
10-4	7-21	L	A	*Maryland		10-3 #17/20
10-11	30-27	W	H	*Virginia ^(OT)	-25	8-5 #
10-16	15-17	L	A	*N.C. State		8-5 #
10-25	36-28	W	H	*North Carolina		2-10
11-1	17-45	L	A	*Wake Forest		5-7
11-8	26-10	W	H	*Florida State	-3	10-3 #11/10
11-15	40-7	W	H	*Duke		4-8
11-22	63-17	W	A	%South Carolina		5-7
1-2	27-14	W	N1	Tennessee	-6	10-3 #15/16

N1 - Atlanta, GA (Peach Bowl)

2004 (6-5, 4-4, T-6th in ACC)

9-4	37-30	W	H	*Wake Forest ^(OT)	15/-	4-7
9-11	24-28	L	H	*Georgia Tech	20/-	7-5 #
9-18	6-27	L	A	%Texas A&M		7-5 #
9-25	22-41	L	A	*Florida State	-8	9-3 #15/14
10-7	10-30	L	A	*Virginia	-10	8-4 #23/23
10-16	35-6	W	H	Utah State		3-8
10-23	10-7	W	H	*Maryland		5-6
10-30	26-20	W	H	*N.C. State		5-6
11-6	24-17	W	A	*Miami (FL) ^(OT)	-11	9-3 #11/11
11-13	13-16	L	A	*Duke		2-9
11-20	29-7	W	H	South Carolina		6-5

2005 (8-4, 4-4, 3rd in ACC Atlantic)

Ranked #21 by AP, #21 by USA Today						
9-3	25-24	W	H	%Texas A&M	-17	5-6
9-10	28-24	W	A	*Maryland	25/-	5-6
9-17	30-36	L	H	*Miami (FL) ^(OT)	20/13	9-3 #17/18
9-24	13-16	L	H	*Boston College ^(OT)	-25 ^U	9-3 #18/17
10-1	27-31	L	A	*Wake Forest		5-6
10-13	31-10	W	A	*N.C. State		7-5 #
10-22	37-7	W	H	Temple		0-11
10-29	9-10	L	A	*Georgia Tech		7-5 #
11-5	49-20	W	H	*Duke		1-10
11-12	35-14	W	H	*Florida State	-17	8-5 #22/23
11-19	13-9	W	A	%South Carolina	-19	7-5 #
12-27	19-10	W	N1	%Colorado	23/-	7-6 #

N1 - Orlando, FL (Champs Sports Bowl)

2006 (8-5, 5-3, T-2nd in ACC Atlantic)

9-2	54-6	W	H	Florida Atlantic	18/-	5-7
9-9	33-34	L	A	*Boston College ^(OT)	18/-	10-3 #20/20
9-16	27-20	W	A	*Florida State	-9	7-6 #
9-23	52-7	W	H	*North Carolina	19/-	3-9
9-30	51-0	W	H	%Louisiana Tech	18/-	3-10
10-7	27-17	W	A	*Wake Forest	15/-	11-3 #18/17
10-12	63-9	W	N1	%Temple	12/-	1-11
10-21	31-7	W	H	*Georgia Tech	12/13	9-5 #
10-26	7-24	L	A	*Virginia Tech	10/-	10-3 #19/18
11-4	12-13	L	H	*Maryland	19/-	9-4 #
11-11	20-14	W	H	*N.C. State		3-9
11-25	28-31	L	H	South Carolina	24/-	8-5 #
12-29	20-28	L	N2	Kentucky		8-5 #

N1 - Charlotte, NC; N2 - Nashville, TN (Music City Bowl)

2007 (9-4, 5-3, T-2nd in ACC Atlantic)

Ranked #21 by AP, #22 by USA Today						
9-3	24-18	W	H	*Florida State	-19	7-6 #
9-8	49-26	W	H	Louisiana-Monroe	25/-	6-6
9-15	38-10	W	H	Furman	20/-	6-5
9-22	42-20	W	A	*N.C. State	15/-	5-7
9-29	3-13	L	A	*Georgia Tech	13/-	7-6 #
10-6	23-41	L	H	*Virginia Tech	22/15	11-3 #9/9
10-20	70-14	W	H	Central Michigan		8-6 #
10-27	30-17	W	A	*Maryland		6-7 #
11-3	47-10	W	A	*Duke	25/-	1-11
11-10	44-10	W	H	*Wake Forest	20/-	9-4 #
11-17	17-20	L	H	*Boston College	15/18	11-3 #10/11
11-24	23-21	W	A	%South Carolina	21/-	6-6
12-31	20-23	L	N1	%Auburn ^(OT)	15/22	9-4 #15/14

N1 - Atlanta, GA (Chick-fil-A Bowl)

2008 (7-6, 4-4, T-3rd in ACC Atlantic)

8-30	10-34	L	N1	%Alabama	9/24	12-2 #6/6
9-6	45-17	W	H	The Citadel	22 ^U /-	4-8
9-13	27-9	W	H	*N.C. State	23 ^U /-	6-7 #
9-20	54-0	W	H	S.C. State	23/-	10-3
9-27	17-20	L	H	*Maryland	20/-	8-5 #
10-9	7-12	L	A	*Wake Forest	-21	8-5 #
10-18	17-21	L	H	*Georgia Tech		9-4 #22/22
11-1	27-21	W	A	*Boston College		9-5 #
11-8	27-41	L	A	*Florida State	-24	9-4 #21/23
11-15	31-7	W	H	*Duke		4-8
11-22	13-3	W	A	*Virginia		5-7

11-29	31-14	W	H	\$South Carolina		7-6 #
1-1	21-26	L	N2	Nebraska		9-4 #

N1 - Atlanta, GA; N2 - Jacksonville, FL (Gator Bowl)

2009 (9-5, 6-2, 1st in ACC Atlantic)

Ranked #24 by AP						
9-5	37-14	W	H	%Middle Tennessee	10-3	#
9-10	27-30	L	A	*Georgia Tech	-15	11-3 #13/13
9-19	25-7	W	H	*Boston College		8-5 #
9-26	10-14	L	H	\$TCU	-15	12-1 #6/6
10-3	21-24	L	A	*Maryland		2-10
10-17	38-3	W	H	*Wake Forest		5-7
10-24	40-37	W	A	*Miami (FL) ^(OT)	-8	9-4 #19/19
10-31	49-3	W	H	\$Coastal Carolina		5-6
11-7	40-24	W	H	*Florida State		7-6 #
11-14	43-23	W	A	*N.C. State	24/-	5-7
11-21	34-21	W	H	*Virginia	18/-	3-9
11-28	17-34	L	A	South Carolina	15/-	7-6 #
12-5	34-39	L	N1	%Georgia Tech	25/12	11-3 #13/13
12-27	21-13	W	N2	%Kentucky		7-6 #

N1 - Tampa, FL (ACC Championship Game); N2 - Nashville, TN (Music City Bowl)

2010 (6-7, 4-4, T-4th in ACC Atlantic)

9-4	35-10	W	H	North Texas		3-9
9-11	58-21	W	H	Presbyterian College		2-9
9-18	24-27	L	A	%Auburn ^(OT)	-16	14-0 #1/1
10-2	21-30	L	H	*Miami (FL)	-16	7-6 #
10-9	16-21	L	A	*North Carolina		8-5 #
10-16	31-7	W	H	*Maryland		9-4 #23/24
10-23	27-13	W	H	*Georgia Tech		6-7 #
10-30	10-16	L	A	*Boston College		7-6 #
11-6	14-13	W	H	*N.C. State	-23	9-4 #25/25
11-13	13-16	L	A	*Florida State		10-4 #17/16
11-20	30-10	W	A	*Wake Forest		3-9
11-27	7-29	L	H	%South Carolina	-18	9-5 #22/22
12-31	26-31	L	N1	South Florida		8-5 #

N1 - Charlotte, NC (Meineke Car Care Bowl)

2011 (10-4, 6-2, 1st in ACC Atlantic)

Ranked #22 by AP, #22 by USA Today						
9-3	43-19	W	H	Troy		3-9
9-10	35-27	W	H	Wofford		8-4
9-17	38-24	W	H	Auburn	-21	8-5
9-24	35-30	W	H	*Florida State	21/11	9-4 #23/23
10-1	23-3	W	A	*Virginia Tech	13/11	11-3 #21/17
10-8	36-14	W	H	*Boston College	8/-	4-8
10-15	56-45	W	A	*Maryland	8/-	2-10
10-22	59-38	W	H	*North Carolina	8/-	7-6 #
10-29	17-31	L	A	*Georgia Tech	6/-	8-5 #
11-12	31-28	W	H	*Wake Forest	9/-	6-7 #
11-19	13-37	L	A	*N.C. State	7/-	8-5 #
11-26	13-34	L	A	%South Carolina	18/14	11-2 #9/8
12-3	38-10	W	N1	%Virginia Tech	21/5	11-3 #21/17
1-4	33-70	L	N2	%West Virginia	14/23	10-3 #17/18

N1 - Charlotte, NC (ACC Championship Game); N2 - Miami Gardens, FL (Orange Bowl)


* - ACC regular-season game; # - played in a bowl game; % - night game; S - played in rain; U - coaches poll; Note: Home games in bold.

CHANDLER CATANZARO'S 43-YARD FIELD GOAL AS TIME EXPIRED LIFTED CLEMSON TO A 31-28 WIN OVER WAKE FOREST. THE VICTORY CLINCHED THE ACC ATLANTIC DIVISION TITLE FOR THE TIGERS.



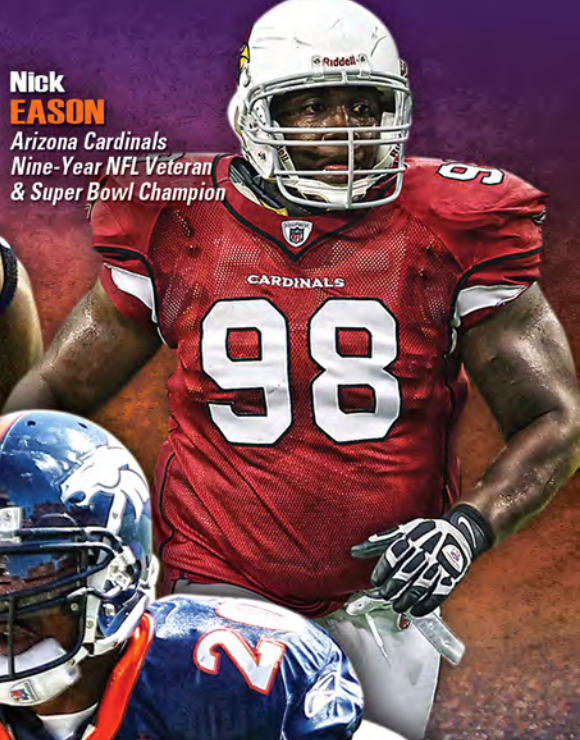


C.J. SPILLER
Buffalo Bills
First-Round Draft Pick



Da'Quan BOWERS
Tampa Bay Buccaneers
Bronko Nagurski Award Winner, 2010

Nick EASON
Arizona Cardinals
Nine-Year NFL Veteran
& Super Bowl Champion

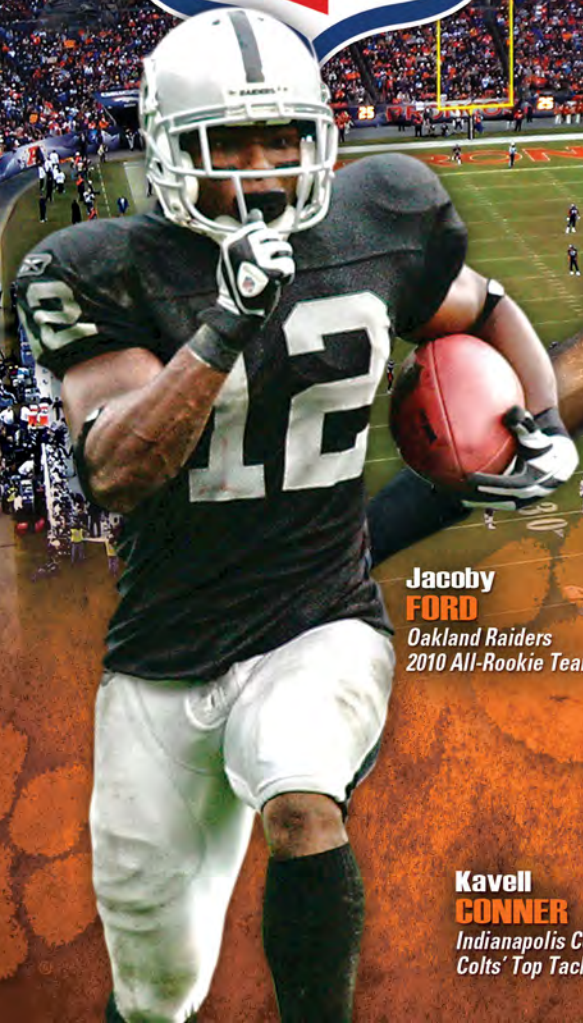


2011

PROMINENT TIGERS



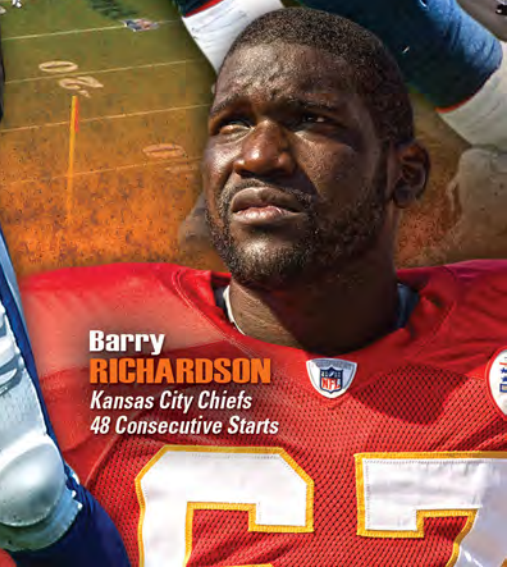
Brian DAWKINS
Denver Broncos
Nine-Time Pro Bowl Selection



Jacoby FORD
Oakland Raiders
2010 All-Rookie Team



Kavell CONNER
Indianapolis Colts
Colts' Top Tackler, 2011



Barry RICHARDSON
Kansas City Chiefs
48 Consecutive Starts



Chandler CATANZARO, PK
 Groza Award Semifinalist, 2011
 Second-Team All-ACC, 2011

DeAndre HOPKINS, WR
 ACC-record 124 receptions
 in his first two years

Jonathan MEEKS, S

Corico WRIGHT, LB

Brandon FORD, TE
 John Mackey Award Candidate

Jonathan WILLARD, LB

Jaron BROWN, WR

Spencer BENTON, PK

2012 CLEMSON SCHEDULE



SEPTEMBER 1
 vs. Auburn[^]



OCTOBER 20
 VIRGINIA TECH*



SEPTEMBER 8
 BALL STATE



OCTOBER 25
 at Wake Forest*



SEPTEMBER 15
 FURMAN



NOVEMBER 3
 at Duke*



SEPTEMBER 22
 at Florida State*



NOVEMBER 10
 MARYLAND*



SEPTEMBER 29
 at Boston College*



NOVEMBER 17
 N.C. STATE*



OCTOBER 6
 GEORGIA TECH*



NOVEMBER 24
 SOUTH CAROLINA

Xavier BREWER, QB

2012
 TIGERS



* - ACC regular-season game; ^ - Chick-fil-A Kickoff in Atlanta, GA; Home Games in **ORANGE**.